

METRIC U-JOINT REPAIR KITS



343-1201 • MFG NO. 1-0120
Series: 1
Bear Dia: 22mm , 7/8"
Cross Length: 54mm, 2-1/8"



343-1202 • MFG NO. 2-0521
Series: 5
Bear Dia: 30.2 mm , 1-3/16"
Cross Length: 80mm, 3-5/32"




Eurocardan

343-1203 • MFG NO. 200-6794
Series: 7
Bear Dia: 35 mm , 1-3/8"
Cross Length: 94mm, 3-45/64"



343-1205 • MFG NO. 1-1011
Series: W2100
Bear Dia: 22mm , 7/8"
Cross Length: 55mm, 2-11/64"




343-1206 • MFG NO. 200-7676
Series: W2400
Bear Dia: 32 mm , 1-17/64"
Cross Length: 76mm, 3"



343-1207 • MFG NO. 200-7890
Series: W11
Bear Dia: 34 mm , 1-11/8"
Cross Length: 90mm, 3-35/64"



343-1208 • MFG NO. 200-7989
Series: W2500
Bear Dia: 36mm , 1-13/32"
Cross Length: 89mm, 3-1/2"




343-1209 • MFG NO. 1-0221
Series: 2/W220
Bear Dia: 24 mm , 15/16"
Cross Length: 61mm, 2-13/32"



343-1210 • MFG NO. 1-0321
Series: 3/W1
Bear Dia: 27 mm , 1-1/16"
Cross Length: 70mm, 2-49/64"



343-1211 • MFG NO. 1-0421
Series: 4/W2300
Bear Dia: 27mm , 1-1/16"
Cross Length: 74.5mm, 2-15/16"



343-1212 • MFG NO. 30621
Series: 6/W220
Bear Dia: 30 mm , 1-3/16"
Cross Length: 92mm, 3-5/8"



343-1214 • MFG NO. 3-0821
Series: 8
Bear Dia: 35 mm , 1-3/8"
Cross Length: 106.5 mm, 4-3/16"



344-2202
MFG NO. 200-7491
Series: W2380



344-2203
MFG NO. 200-7694
Series: W2480



344-2204
MFG NO. 412080012
Series: 8



343-2204
Series: W2580



412060012
Series: CV6

**C.V. U-JOINT
REPAIR KITS**

METRIC DRIVELINE ASSEMBLIES

Drivelines are Supplied Complete with Shields

ITEM NUMBER	SIZE	LENGTH	TRACTOR END	IMPL END	COMMON APPLICATION
343-143	2400	40"	1 3/8-6QD	1 3/8-6QD	GENERATOR TO 40KW
343-144	6	40"	1 3/8-6QD	1 3/8-6QD	GENERATOR TO 50KW
343-145	2500	40"	1 3/8-6QD	1 3/8-6QD	GENERATOR TO 75KW
343-110	2	32.5"	1 3/8-6QD	1 3/8-6 FF1 CLUTCH	40 & 48" TILLERS
2070BA60098	2	33"	1 3/8-6QD	1 3/8-6 SHEAR TL	40 & 48" TILLERS
4080BA60098	4	33"	1 3/8-6QD	1 3/8-6 SHEAR TL	60 & 72" TILLERS
342-3506	44	40.75"	1 3/8-6QD		JOHN DEERE BALERS Tractor 1/2
342-3507	44	40.75"	1 3/8-21QD		JOHN DEERE BALERS Tractor 1/2
343-159	2480	48"	1 3/8-6QD	1 3/8-6QD	ROUND BALERS
343-100	2	51.4"	1 3/8-6QD	1 1/4RB SHEAR PIN	POST HOLE DIGGERS
343-124	4	51"	1 3/8-6QD	1 1/4RB SHEAR PIN	POST HOLE DIGGERS
343-140	2	44"	1 3/8-6QD	1RB W/KEYWAY	FERTILIZER BUGGY
343-141	5	24"	1 3/8-6QD	1 3/8-6QD	MANURE SPREADER
343-103	1	27"	1 3/8-6QD	1 3/8-6QD	FERTILIZER SPREADERS
343-146	2100	40"	1 3/8-6QD	1 3/8-6QD	SPRAYER PUMP
343-147	2100	54"	1 3/8-6QD	1 3/8-6QD	GRAIN AUGER
343-154	5	38"	1 3/8-6QD	1 3/8-6 RADIAL PIN CLUTCH	DISC MOWERS
343-111	2	57"	1 3/8-6QD	1 3/8-6 RADIAL PIN CLUTCH	TEDDERS
343-113	4	54"	1 3/8-6QD	1 3/8-6 RADIAL PIN CLUTCH	TEDDERS
343-112	3	54"	1 3/8-6QD	1 3/8-6 RADIAL PIN CLUTCH	TEDDERS
343-160	2400	54"	1 3/8-6QD	1 3/8-6 RADIAL PIN CLUTCH	TEDDERS
343-130	4	32"	1 3/8-6QD	1 3/8RB SHEAR PIN	4' ROTARY CUTTERS
343-131	4	43"	1 3/8-6QD	1 3/8-6QD	5' ROTARY CUTTERS
343-134	4	37.8"	1 3/8-6QD	1 3/8RB SHEAR PIN	5' ROTARY CUTTERS
343-136	4	37"	1 3/8-6QD	1 3/8-6 FF1 CLUTCH	5' CUTTERS & TILLERS
343-132	4	52"	1 3/8-6QD	1 3/8RB SHEAR PIN	5' PULL CUTTERS
401-0307	4	41"	1 3/8-6QD	1 3/8-6 FF1 CLUTCH	5' ROTARY CUTTERS
343-151	5	38"	1 3/8-6QD	1 3/8-6 FF1 CLUTCH	5' ROTARY CUTTERS
401-0312-03	6	45"	1 3/8-6QD	1 3/8-6 FF2 CLUTCH	5' & 6' HD ROTARY CUTTER
343-150	5	43"	1 3/8-6QD	1 3/8-6QD	5' & 6' ROTARY CUTTERS
343-135	4	42.5"	1 3/8-6QD	1 3/8RB SHEAR PIN	6' ROTARY CUTTER
343-153	5	44"	1 3/8-6QD	1 3/8RB SHEAR PIN	6' ROTARY CUTTER
401-0306-6SC	4	48"	1 3/8-6QD	1 3/8-6 FF1 CLUTCH	6' ROTARY CUTTER
401-0306-6	4	48.5"	1 3/8-6QD	1 3/8RB SHEAR PIN	6' ROTARY CUTTER
343-155	5	53"	1 3/8-6QD	1 3/8RB SHEAR PIN	6' PULL CUTTERS
343-156	6	52"	1 3/8-6QD	1 3/8RB SHEAR PIN	6' PULL CUTTERS
343-152	5	45"	1 3/8-6QD	1 3/8-6 FF1 CLUTCH	6' & 8' ROTARY CUTTERS
401-0317-01	6	60"	1 3/8-6QD	1 3/8-6 FF2 CLUTCH	7' HD ROTARY CUTTER
343-171	6	54.5"	1 3/8-6QD	1 3/8-6 FF2 CLUTCH	7' CUTTERS & TILLERS
343-173	6	61"	1 3/4-20QD	1 3/4-20 FF4 CLUTCH	7' CUTTERS
343-174	6	61"	1 3/8-6QD	1 3/4-20 FF4 CLUTCH	7' CUTTERS
401-0325	6	72"	1 3/8-6QD	1 3/8-6 FF2 CLUTCH	10' PULL CUTTER

