

# Ignition & Electrical Parts

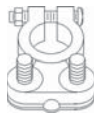
Parts are not original equipment parts and are not sponsored, affiliated, or otherwise connected with any major brand.

**A-26A1-B** Battery Bolts & Nuts 0.50 Lbs.  
Sold in multiples of 50 bolts/50 nuts only.

**Dim/Info:**  
5/16" Square Head  
sold in multiples of 50

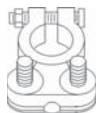
**For Models:** FITS SEVERAL MODELS

**A-26A101** Battery Cable Ends, Lead Reusable (#6Ga. to 2Ga.)(5 Pk) 0.26 Lbs.



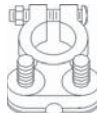
**For Models:** FITS SEVERAL MODELS

**A-26A102** Battery Cable Ends, Brass Reusable (#8Ga. to 1Ga.)(2 Pk) 0.20 Lbs.



**For Models:** FITS SEVERAL MODELS

**A-26A5566** Battery Cable Ends, HD Lead Reusable (#1Ga. to 4/0Ga.)(5 Pk) 0.48 Lbs.



**For Models:** FITS SEVERAL MODELS


**A-180165M1** Battery Ground Strap 0.44 Lbs.



**Dim/Info:**  
7" Long

**For Models:** TE20, TO20, TO30, TO35

**A-185499M1** Battery Ground Strap 0.44 Lbs.



**Dim/Info:**  
7" Long

**For Models:** F40, TO35, 204, 50, 65 W/ GAS ENGINE, TE20, TO20, TO30

**A-181572M1** Cable, Battery 0.60 Lbs.



**Dim/Info:**  
17" Long

**For Models:** TO35 BATTERY TO SOLENOID CABLE, (85, 88 ALL DIESEL - BATTERY GROUND CABLE), 35 GAS - BATTERY GROUND CABLE

**A-180166M1** Cable, Battery 0.72 Lbs.



**For Models:** (85, 88 ALL BATTERY TO GROUND CABLE - GAS MODEL), (TE20, TO20, TO30 ALL BATTERY TO SWITCH CABLE)

**A-26A130** Cable, Battery Connector 2.01 Lbs.



**Dim/Info:**  
30" Long

**For Models:** FITS SEVERAL MODELS

**A-26A104** Cable, Battery Connector 1.02 Lbs.



**Dim/Info:**  
9 1/2" Long

**For Models:** FITS SEVERAL MODELS

**A-26A108** Cable, Battery Connector 1.00 Lbs.



**Dim/Info:**  
90° Angle  
8" Long, 1 Gauge

**For Models:** FITS SEVERAL MODELS

**A-505570M1** Cable, Battery to Starter 1.04 Lbs.



**Dim/Info:**  
41" Long

**For Models:** (150, 165, 175, 230, 235, 245 ALL W/ GAS ENGINE)

**A-180099M1** Cable, Starter to Switch 0.60 Lbs.



**Dim/Info:**  
15" Long

**For Models:** TO20, TO30

**A-181573M1** Cable, Solenoid To Starter 0.48 Lbs.



**Dim/Info:**  
9" Long

**For Models:** TO35

**A-186827M1** Cable, Battery to Solenoid 0.72 Lbs.

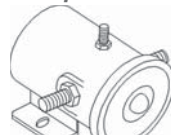


**Dim/Info:**  
24" Long

**For Models:** F40, 202, 204, (SUPER 90, 35, 65 ALL GAS)

**A-182696M1** Switch, Solenoid (12 Volt) 0.81 Lbs.

**Replaces:** D927- DELCO



**Dim/Info:**  
All Metal

**For Models:** 302, 304, 35, 356, 50, 65, 85, 90, F40, TO35

**A-1425878M91** Switch 0.05 Lbs.

**Replaces:** 969603M1



**For Models:** 130 FRENCH, 20/20, 25/30, 510 FRENCH, SN: < 1201-003-653 & 1201-003-654 - 026-828

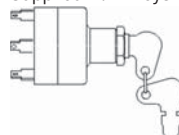
**A-3901191M1** Switch, Solenoid 2.42 Lbs.

**Replaces:** 3478310M1



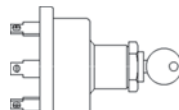
**For Models:** 3050, 3060, 3065, 3070, 3075, 3085, 3095, 3115, 3120, 3120T, 3125, 3140, 342, 352, 362, 3635, 3645, 365, 3655, 3660, 3670, 3680, 3690, 372, 375, 382, 390, 390T, 398, 399, 399, 4225, 4235, 4245, 4255, 4260, 4270, 6110, 6120, 6130, 6140, 6150, 6160, 6170, 6180, 6190, 8110, 8120, 8130, 8140, 8150, 8160

**A-VLC2529** Switch, Ignition Key 0.24 Lbs.  
Supplied w/ 2 keys. Park / Off / On / Ignition.



**For Models:** FITS SEVERAL MODELS, PLEASE CHECK APPLICATION

**A-180681M1** Switch, Starter - 3 Prong 0.19 Lbs.



**Dim/Info:**  
INCLUDES 1 KEY

**For Models:** (TO20, TO30, TO35, 35, 50, 65, 85 ALL W/ CONTINENTAL GAS ENGINES)

AGCO

ALLIS  
CHALMERS

DEUTZ

MASSEY  
FERGUSON

WHITE/  
OLIVER

CNH

CASE-IH

FORD / NEW  
HOLLAND

FIAT

BELARUS

BOBCAT

JCB

JOHN  
DEERE

KUBOTA

LANDINI

LEYLAND

LONG

McCORMICK

OTHER

RENAULT

SAME

VALTRA

VERSATILE

YANMAR

ZETOR

SCHWARTZ  
SPEECO

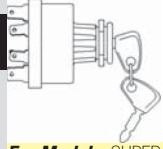
\*\*\* Truck icon indicates the item is shipped via truck freight.\*\*\*

# Ignition & Electrical Parts

Parts are not original equipment parts and are not sponsored, affiliated, or otherwise connected with any major brand.

**A-883928M91** Switch, Ignition 0.44 Lbs.  
*Replaces:* 504809M91, 2846124

**Dim/Info:**  
 Includes 2 Keys  
 Starter & Htr-Lucas Equip.



AGCO

ALLIS  
 CHALMERS

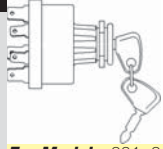
DEUTZ

MASSEY  
 FERGUSON

WHITE/  
 OLIVER

**For Models:** SUPER 90, 135, 165, 50, 65, 35 GAS & PERKINS DIESEL, TO35 GAS & STANDARD DIESEL

**A-1874120M93** Switch, Ignition 0.38 Lbs.



**For Models:** 231, 240 < N01001, 240P, 250, 261, 265S TURKEY, 271, 281, 282, 285S TURKEY, 290, 360, 362, 383, 390T < B18009, 393, 3505, 3525, 3545, 20F, 30E, 30H, 40E, 50E, 50F, 50H, 50HX, 60H, (850, 855 ALL 1696027544 >), (860, 865 ALL 1746-019-115 >)

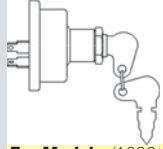
CNH

CASE-IH

FORD / NEW  
 HOLLAND

FIAT

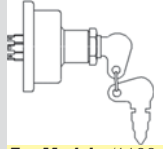
**A-504809M1** Switch, Starter - 2 Prong 0.42 Lbs.



**Dim/Info:**  
 Includes 2 Keys

**For Models:** (1080, 1100, 1105, 1130, 1135, 1150, 1155, 135, 150, 165, 175, 180, 2135, 230, 235, 245, 255, 265, 275, 285, 50 ALL W/ PERKINS DIESEL ENGINES)

**A-194747M1** Switch, Starter - 3 Prong 0.43 Lbs.



**Dim/Info:**  
 Includes 2 Keys

BELARUS

BOBCAT

JCB

JOHN  
 DEERE

KUBOTA

LANDINI

LEYLAND

LONG

McCORMICK

OTHER

RENAULT

SAME

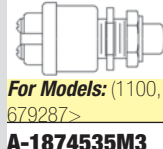
VALTRA

VERSATILE

YANMAR

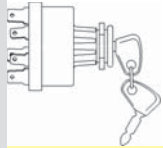
ZETOR

**A-189158M1** Switch, Push Button Starter 0.13 Lbs.



**For Models:** (1100, 1130, 2705, 2745 ALL ETHER INJECTION SWITCH), 65 SN 679287>

**A-1874535M3** Switch w/ Keys 0.38 Lbs.  
*Replaces:* 1446116M91, 1874120M93, 1874535M1, 1690093M91, 1097239M91

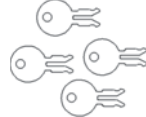


**For Models:** 3050, 373, 565, 675, 265, 275, 365, 375, 377, 383, 387, 575, 285, 3060, 393, 397, 690, 290, 390, 590, 285, 595, 1080, 298, 698, 1114, 1250, 2620, 2640, 2645, 3080, 3090, 399, 230, 250, 255, 340, 350, 550, 240, 353, 560, 3065, 3070, 698T, 355, 360, 363, 3630, 3650, 390T, 398, 1007, 1014, 1134, 2680, 2685, 2720, 2725, 3075, 6130, 6140, 6150, 3085, 3095, 3115, 399, 6160, 6170, 3120, 3125, 3140, 3635, 3645, 3655, 6170, 6180, 6190, 8110, 8120, 8130, 6270, 6280, 6290, 8210, 8220

SCHWARTZ  
 SPEECO

**A-180292M1** Key, Ignition 0.02 Lbs.  
 Used w/ A-180681M1 switch.

**Dim/Info:**  
 Sold in multiples of 4



**For Models:** TO20, TO30, TO35, 35, 50, 65, 85

**A-192922M1** Key, Ignition (4/ Set) 0.02 Lbs.  
 For use w/ A-194747M1 & A-504809M1 switches.



**For Models:** 1080, 1100, 1105, 1130, 1135, 1150, 1155, 135, 150, 165, 175, 180, 2135, 230, 235, 245, 255, 265, 275, 285, 410, 50

**A-1695447M1** Key, Ignition 0.02 Lbs.  
 For use w/ A-1874120M93 switch.

*Replaces:* 883930M1, 3813361M1, 829741M1, 960128M1

**Dim/Info:**  
 Sold in Multiples of 4  
 Key is Molded onto Bakelite



**For Models:** (20B, 20D, 20E, 230, 240, 250, 265, 275, 2805, 290, 298, 3050, 3060, 3065, 3070, 3080, 3090, 30D, 30E, 350, 355, 360, 365, 375, 390, 398, 50D, 50E, 50H, 550, 565, 575, 590, 595, 60H, 750, 760, 850, 855, 860, 865 ALL W/ PERKINS DIESEL ENGINE)

**A-829741M1** Key, Ignition 0.02 Lbs.  
 For use w/ A-883928M91 switch.

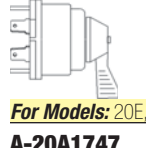
*Replaces:* 960128M1

**Dim/Info:**  
 Sold in Multiples of 4



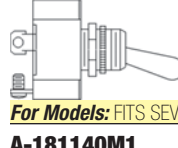
**For Models:** SUPER 90, 135, 165, 50, 65, 35 GAS & PERKINS DIESEL, TO35 GAS & STD. DIESEL

**A-881670M1** Switch, Turn Signal/Flasher 0.20 Lbs.



**For Models:** 20E, 231, 240, 240P, 25, 261, 30H, 50H, 50HX, 60H

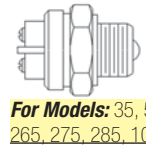
**A-20A1747** Switch, Light, Universal Toggle 0.26 Lbs.



**Dim/Info:**  
 Single Pole Mtg.  
 Stem 15/32" Dia.  
 Stem 15/32" Long

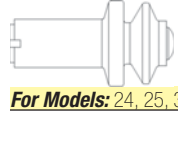
**For Models:** FITS SEVERAL MODELS

**A-181140M1** Switch, Neutral Safety 0.19 Lbs.



**For Models:** 35, 50, 65, 85, SUPER 90, 135, 150, 165, 175, 180, 235, 245, 255, 265, 275, 285, 1080, 1100

**A-1471828M91\*** Limit Switch 0.05 Lbs.



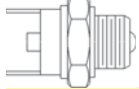
**For Models:** 24, 25, 30H, 33, 35, 50E, 50H, 60H, 6500H, 6800H

\*\*\* Truck icon indicates the item is shipped via truck freight. \*\*\*

# Ignition & Electrical Parts

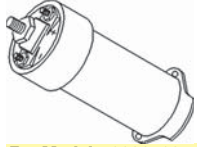
Parts are not original equipment parts and are not sponsored, affiliated, or otherwise connected with any major brand.

**A-3761983M91** Switch, Neutral Safety 0.20 Lbs.  
*Replaces:* 1693818M1, 3697346M91



**For Models:** 20D, 20F, 231, 240S, 253, 271, 275 UK, 281, 283 UK, 290 UK, 360, 362, 375, 383, 390, 390T, 393, 396, 398, 399, 40E, 4225, 4235, 4240, 4243, 4245, 4253, 4255, 4260, 4263, 4265, 4270, 4325, 4335, 4345, 4355, 4360, 4370, 240 S/N N01001->

**A-1047083M91** Solenoid, Starter 2.20 Lbs.



**For Models:** 1100, 135, 150, 165, 175, 180, 203, 205, 230, 235, 245, 255 W/ 1109251 Starter, 265, 300, 35, 410, 50, 510, 65, 750, FE35, TO35

**A-SL-152** Solenoid 2.57 Lbs.



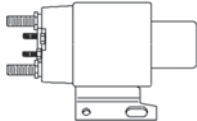
**For Models:** FE35, 298

**A-6665-4512** Solenoid (New) 2.93 Lbs.  
 Fits starters: TS-4012, A-TS-4018, TS-4020, A-TS-4024 & TS-4026  
*Replaces:* Lucas #'s 76458, 76474, 76490, 76538, 76540, 76712, 76727, 76744, TOB100, TOB104, TOB152 & TOB153



**For Models:** FE35 W/ 23C Standard Engine, SEVERAL

**A-1028587M1** Solenoid, Starter 2.52 Lbs.  
 Used w/ Delco starters 1113126, 1113139, 1113676.



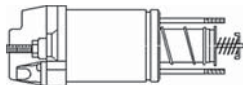
**For Models:** 1080, 1085, 1100, 1130, 1135, 285, 410, 510, 550, 750, 275 SN <9A270512, 760 W/ AT6.354 PERKINS ENGINE

**A-3474587M1** Switch, Solenoid 2.15 Lbs.



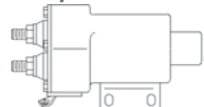
**For Models:** 30H, 350, 355, 360, 373, 377, 383, 387, 393, 397, 50E, 675, 690, 698T, 699, 1007, 1014, 1114, 1134, (3050, 3060, 3065, 3070 ALL <S010000), (342, 352, 398, 399 ALL <N28006), (365, 375, 390, 390T ALL <B18008)

**A-3475771M91** Switch, Solenoid 2.45 Lbs.  
*Replaces:* 1054058M91, 1632988M91, 1890038M1, 1042667M91, 1893614M91



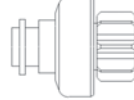
**For Models:** 135 UK, 154-4, 154-4S, 20E, 240 S/N N01001-A20286, 254-4, 30E, 30H, 360, 364S S/N <D03066

**A-1055740M91** Solenoid 5.54 Lbs.  
 For Delco starters 1114883, 1114175  
*Replaces:* 1022662M91



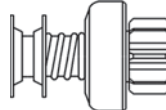
**For Models:** 1150, 1155, 1500, 1505, 1800, 1805, 2745, 2775, 2805, 4800, 4900, 97

**A-1897316M1** Starter Drive 1.42 Lbs.  
*Replaces:* 1897316M91



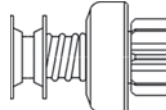
**For Models:** 154-4S, 174-4S, 20D, 24, 240 S/N <N01001, 240 S/N N01001-A20286, 25, 250, 270, 274-4, 274-4 S/N 221N00936>, 283, 290, 294-4 S/N 223000321>, 298, 3070, 30E, 30H, 3120, 360, 3680, (374S, 374V ALL S/N <D03066), 375 S/N <B18008, 384S S/N <D03066, 390 S/N <B18008, 390T S/N <B18009, 394S S/N <D03066, 398 S/N <B18008, 399, 50E, 50H, 50H SERIES S, 50H SERIES T, 50HX, 50HX SERIES S, 50HX SERIES T, 60H, 60H SERIES S, 60H SERIES T, 6500H, 670, 6800H, 690, 698, 699

**A-1019269M1** Starter Drive 1.30 Lbs.  
 Used on Delco starter A-1107226.



**For Models:** (202, 204, 302, 35, 356, 50, 65 ALL W/ GAS ENGINE)

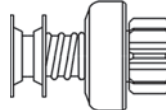
**A-1025380M1** Starter Drive 1.00 Lbs.  
 Used on Delco starters A-1108324.



**Dim/Info:**  
9 Teeth

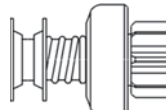
**For Models:** (1100, 135, 150, 165, 175, 180, 202, 203, 204, 20C, 2135, 2200 ALL W/ CONTINENTAL Z145 ENGINE), 230 W/ CONTINENTAL Z145 ENGINE S/N <-9A349238, 235 W/ CONTINENTAL Z145 ENGINE, 245 W/ CONTINENTAL Z145 ENGINE S/N <-9A349238, (2500, 302, 304, 30B, 3165 ALL W/ CONTINENTAL Z145 ENGINE), (35 TURF, 35 UTILITY ALL W/ CONTINENTAL Z145 ENGINE S/N 655001103->), (4500, 50 ALL W/ CONTINENTAL Z145 ENGINE)

**A-1035335M1** Starter Drive 1.30 Lbs.  
 For Delco starter A-1109457.



**For Models:** TO20, TO30, TO35, 40, 65, 50 MASSEY HARRIS

**A-1755245M1** Starter Drive 1.40 Lbs.  
 Used w/ starters- A-1113402, 1113672, & 1113391.



**Dim/Info:**  
Heavy Duty

**For Models:** SUPER 90, 1100, 1130, 135, 150, 165, 175, 180, 230, 235, 245, 255, 265, 275, 285, 50, 85, 88, TO35 GAS OR DIESEL, 750 SN 169615716>, (850, 860 ALL W/ DELCO STARTER 1113676), (203, 205, 410, 510, 540, 550, 760 ALL W/ PERKINS DIESEL ENGINE)

**A-26A40** Spark Plug Wire Set (4 Cylinder) 0.88 Lbs.  
 This is a universal plug wire set that fits most model applications.



**For Models:** FITS SEVERAL MODELS

**A-26A60** Spark Plug Wire Set (6 Cylinder) 0.90 Lbs.  
 This is a universal plug wire set that fits most model applications.



**For Models:** FITS SEVERAL MODELS

AGCO

ALLIS  
CHALMERS

DEUTZ

MASSEY  
FERGUSON

WHITE/  
OLIVER

CNH

CASE-IH

FORD / NEW  
HOLLAND

FIAT

BELARUS

BOBCAT

JCB

JOHN  
DEERE

KUBOTA

LANDINI

LEYLAND

LONG

McCORMICK

OTHER

RENAULT

SAME

VALTRA

VERSATILE

YANMAR

ZETOR

SCHWARTZ  
SPEECO

\*\*\* Truck icon indicates the item is shipped via truck freight.\*\*\*

# Ignition & Electrical Parts

Parts are not original equipment parts and are not sponsored, affiliated, or otherwise connected with any major brand.

**A-834242M1** Spark Plugs (6 Per Pack) 0.18 Lbs.  
D16 Champion  
*Replaces:* Autolite 376



**Dim/Info:**  
18MM Thread  
1/2" Reach  
7/8" Hex Shoulder  
sold in multiples of 6

**For Models:** FITS SEVERAL MODELS

**A-834236M1** Spark Plug 0.56 Lbs.

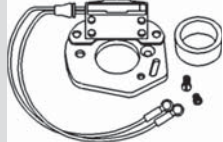


**Dim/Info:**  
sold in multiples of 4

**For Models:** 20, 40, 135, 2500, (COMBINE: 410)

**A-21A200D** Module, Electronic Ignition 0.20 Lbs.  
4 cyl. models w/ 12 volt neg. ground or 6 volt systems converted to 12 volt negative ground systems only.

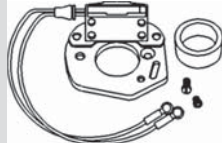
*Replaces:* Replaces points & condenser w/ an electronic module. Increases spark plug life and horsepower, improves fuel economy.



**For Models:** FITS SEVERAL MODELS W/ Delco Distr. 1112448 or 1112478

**A-21A201D** Module, Electronic Ignition 0.20 Lbs.  
Models w/ 12 volt neg. ground or 6 volt systems converted to 12 volt negative ground systems only.

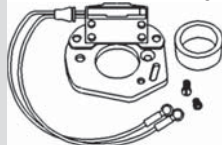
*Replaces:* Replaces points & condenser w/ an electronic module. Increases spark plug life & horsepower, improves fuel economy.



**Dim/Info:**  
4 cyl. w/ Autolite distributors  
IAD6003-2K, IAD6003-2J,  
IAD6003-2F, IAD6003-1A,  
IAD6003-1B, IAD6003-2N,  
IAD6004, IAD6013

**For Models:** FITS SEVERAL MODELS 4 Cyl. W/ Autolite Distributors IAD6004-2H, IAD6004-1D

**A-21A304D** Module, Electronic Ignition 0.20 Lbs.  
For 4 cyl. models w/ 12 volt negative ground systems or 6 volt systems converted to 12 volt negative ground systems only.

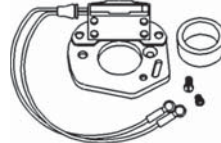


**Dim/Info:**  
Never change points again.  
Easy installation, no complicated wiring, fits entirely inside distributor.  
Precision engineered solid state electronics.  
For Delco Distributor Part #: 1885368

**For Models:** 35 W/ Delco Distr. 11125575B W/ Clip On Cap

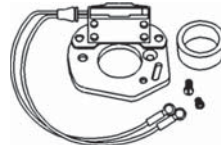
**A-21A306D** Module, Electronic Ignition 1.00 Lbs.  
4 cyl. models w/ 12 volt neg. ground or 6 volt systems converted to 12 volt negative ground systems only.

*Replaces:* Replaces points & condenser w/ an electronic module. Increases spark plug life & horsepower, improves fuel economy.



**For Models:** (135, 150 ALL Delco Distr. # 1112643 or 1112644), 165 Delco Distr. # 1112644, (175, 180 ALL Delco Distr. # 1112647 or 1112693), (2135, 2200, 2500 ALL Delco Distr. # 1112644), (255, 265 ALL Delco Distr. # 1112458, 1112693), 285 Perkins AG4-263 Eng. Delco Distr. # 1112693, 3165 Delco Distr. # 1112644, 35 Delco Distr. # 1112643, 50 Cont. Z-134 Eng. Delco Distr. # 1112643, 65 Cont. Z-134 Eng. Delco Distr. # 1112643 or 1112644, 6500 Delco Distr. # 1112693

**A-21A309D** Module, Electronic Ignition 0.35 Lbs.  
4 cyl. models w/ 12 volt positive ground or 6 volt systems converted to 12 volt positive ground systems only.

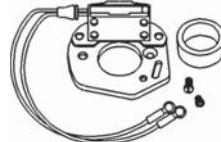


**Dim/Info:**  
Replaces point & condenser w/ an Electronic module. Increases spark plug.  
Life & horsepower, improves fuel.  
Economy. Easy Note: Replaces points & Condenser w/ & electronic module.

**For Models:** (135, 150 ALL Delco Distr. # 1112643 or 1112644), 165 Delco Distr. # 1112644, (175, 180 ALL Delco Distr. # 1112647 or 1112693), (2135, 2200, 2500 ALL Delco Distr. # 1112644), (255, 265 ALL Delco Distr. # 1112458, 1112693), 285 Perkins AG4-263 Eng. Delco Distr. # 1112693, 3165 Delco Distr. # 1112644, 35 Delco Distr. # 1112643, 50 Cont. Z-134 Eng. Delco Distr. # 1112643, 65 Cont. Z-134 Eng. Delco Distr. # 1112643 or 1112644, 6500 Delco Distr. # 1112693

**A-21A307D** Module, Electronic Ignition 0.32 Lbs.  
Models w/ 12 volt neg. ground or 6 volt systems converted to 12 volt negative ground systems only.

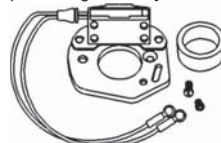
*Replaces:* Replaces points & condenser w/ an electronic module.



**Dim/Info:**  
For 6 Cylinder Engines  
w/ Delco Distributor

**For Models:** (1100, 1105 ALL W/ Delco Distr. # 1112687, 1112696)

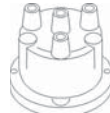
**A-21A310D** Module, Electronic Ignition 0.32 Lbs.  
Models w/ 12 volt positive ground or 6 volt systems converted to 12 volt positive ground systems only.



**Dim/Info:**  
For 6 Cylinder Engines  
w/ Delco Distributor  
Replaces Points & Condenser  
w/ An  
Electronic Module.

**For Models:** (1100, 1105 ALL W/ Delco Distr. # 1112687, 1112696)

**A-1035263M1** Cap, Distributor 0.41 Lbs.  
Use 21A14 tune up kit & 21A310 rotor.



**For Models:** (135, 150, 20, 2200, 2500, 40 ALL W/ AG3.152 PERKINS GAS ENGINE)

**A-1033100M1** Cap, Distributor (6 Cylinder) 0.41 Lbs.  
*Replaces:* 1960810



**For Models:** 1100, 1130, 410

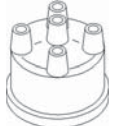
\*\*\* Truck icon indicates the item is shipped via truck freight. \*\*\*



# Ignition & Electrical Parts

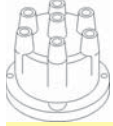
Parts are not original equipment parts and are not sponsored, affiliated, or otherwise connected with any major brand.

**A-1024914M1** Cap, Distributor (4 Cylinder) 0.38 Lbs.  
For Delco Distributors w/ screw held cap - (Uses 839008M1 tune up kit).



**For Models:** (135, 150, 165, 175, 180, 2135, 2200, 2500, 255, 265, 302, 304, 3165, 35, 35 TURF, 35 UTILITY, 36, 50, 50 MASSEY HARRIS, 65, 6500, 97, T035 ALL W/ 4 Cyl. Eng., Delco Distributor, Screw Held Cap)

**A-1509692M1** Cap, Distributor (6 Cylinder) 0.20 Lbs.



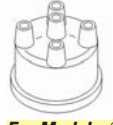
**For Models:** 50

**A-829937M1** Cap, Distributor (4 Cylinder) 0.29 Lbs.



**For Models:** TEA20 W/ 85MM OR 80MM ENGINE, TED20 W/ 85MM ENGINE, (135, FE35 ALL W/ 87MM ENGINE)

**A-1750411M1** Cap, Distributor (4 Cylinder) 0.36 Lbs.  
For clip held cap, uses A-839012M1 tune up kit.  
**Replaces:** 811735 Delco



**For Models:** 202 SN <308962, 204 SN <343688, 302 SN <119700082, 304 SN <119750053, 35 SN <245033, 50 SN <536249, 65 SN <702826, (85, 88 ALL SN <804428), SUPER 90, T035

**A-839016M1** Tune Up Kit 0.08 Lbs.  
Kit contains points & condenser for models w/ Autolite distributors.



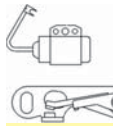
**For Models:** (101 JR., 11, 16, 21, 22, 22K, 23K, 30, 303, 30K, 33, 333, 33K, 402, 404, 44, 44 SPECIAL, 444, 44-6, 44-6K, 44K, 55, 555, 55K ALL W/ Autolite Distributor), (205, 26, 27, 27L, 300, 34, 35, 60, 70, 72, 80, 82, 90, 92 ALL W/ Autolite), 92 SUPER W/ Autolite, (NO.1, NO.2, NO.20 ALL W/ Autolite)

**A-21A16R** Ignition Tune Up Kit 0.20 Lbs.  
Kit contains points, condenser & rotor to service models w/ Autolite distributors.



**For Models:** 101 JR., PONY, 16, 21, 22, 22K, 23K, 30, 303 Industrial, 30K, 33, 333, 33K, (402, 404 ALL Industrial), 44, 44 SPECIAL, 444, 44-6, 44-6K, 44K, 55, 555, 55K, 26, 27, 27L, 300, 35, 60, 70, 72, 80, 82, 90, 92 Super, NO.1 Baler, (NO.2, NO.20 ALL Forage Clippers), 34 Swather

**A-21A1MF** Tune Up Kit 0.15 Lbs.  
Kit contains heavy duty ventilated points & condenser to service models w/ Delco distributor and clip held cap.



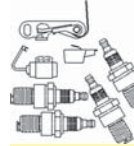
**For Models:** F40, T020, T030, T035, 35 <245033, 50 <536249, 65 <702826

**A-21A3R** Tune Up Kit 0.10 Lbs.  
Kit contains heavy duty 1 pc. points, condenser & rotor for Delco distributors w/ clip held cap.



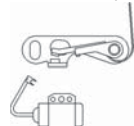
**For Models:** 35 SN <245033 W/ DELCO DISTRIBUTOR AND CLIP HELD CAP, 50 SN <536249 W/ DELCO DISTRIBUTOR AND CLIP HELD CAP, 65 SN <702826 W/ DELCO DISTRIBUTOR AND CLIP HELD CAP, 85, 88, SUPER 90, (F40, T020, T030, T035 ALL W/ DELCO DISTRIBUTOR AND CLIP HELD CAP), 92, 92SP

**A-21A710** Tune Up Kit 0.84 Lbs.  
Kit contains points, condenser, rotor & 4 Champion D16 spark plugs for models w/ Delco distributors w/ clip held cap.



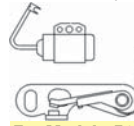
**For Models:** 35 SN <245033 W/ DELCO DISTRIBUTOR AND CLIP HELD CAP, 50 SN <536249 W/ DELCO DISTRIBUTOR AND CLIP HELD CAP, 65 SN <702826 W/ DELCO DISTRIBUTOR AND CLIP HELD CAP, (F40, T020, T030, T035 ALL W/ DELCO DISTRIBUTOR AND CLIP HELD CAP)

**A-839012M1** Tune Up Kit 0.08 Lbs.  
Kit contains points & condenser.



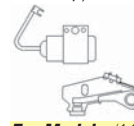
**For Models:** 35 SN <245033 W/ DELCO DISTRIBUTOR AND CLIP HELD CAP, 50 SN <536249 W/ DELCO DISTRIBUTOR AND CLIP HELD CAP, 65 SN <702826 W/ DELCO DISTRIBUTOR AND CLIP HELD CAP, (F40, T020, T030, T035 ALL W/ DELCO DISTRIBUTOR AND CLIP HELD CAP)

**A-839012M91** Tune Up Kit 0.08 Lbs.  
Kit contains points & condenser.



**For Models:** F40, T020, T030, T035, 35 <245033, 50 <536249, 65 <702826

**A-839008M1** Tune Up Kit 0.15 Lbs.  
Kit contains points & condenser (for models w/ Delco distributor and screw held cap).



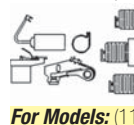
**For Models:** (1100, 1130, 135, 150, 165, 175, 180, 20, 2135, 255, 265, 30, 3165, 35, 40, 410, 50, 50, 65 ALL W/ DELCO DISTRIBUTOR AND SCREW HELD CAP), (2200, 2500 ALL Forklift W/ AG3, 152 Perkins Gas Engine)

**A-839013M91** Point Set 0.03 Lbs.



**For Models:** (135, FE35 ALL W/ 87MM ENGINE), TEA20 W/ 85MM OR 80MM ENGINE, TED20 W/ 85MM ENGINE

**A-21A740** Tune Up Kit 0.74 Lbs.  
Kit contains points, condenser, rotor & 4 Champion D16 spark plugs.



**For Models:** (1100, 135, 150, 165, 175, 180, 20, 2135, 255, 265, 30, 3165, 35, 40, 410, 50, 65 ALL W/ DELCO DISTRIBUTOR AND SCREW HELD CAP)

AGCO

ALLIS  
CHALMERS

DEUTZ

MASSEY  
FERGUSON

WHITE/  
OLIVER

CNH

CASE-IH

FORD / NEW  
HOLLAND

FIAT

BELARUS

BOBCAT

JCB

JOHN  
DEERE

KUBOTA

LANDINI

LEYLAND

LONG

McCORMICK

OTHER

RENAULT

SAME

VALTRA

VERSATILE

YANMAR

ZETOR

SCHWARTZ  
SPEECO

\*\*\* Truck icon indicates the item is shipped via truck freight. \*\*\*

# Ignition & Electrical Parts

Parts are not original equipment parts and are not sponsored, affiliated, or otherwise connected with any major brand.

**A-21A14R** Tune Up Kit 0.15 Lbs.  
For models w/ Delco distributor w/ screw held cap.

**Dim/Info:**  
Kit Contains 1024923M1  
Points, 1024924M1 Condenser  
& 1024916M1 Rotor



**For Models:** 1100, 135, 150, 165, 175, 180, 202, 204, 2135, 255, 265, 302, 304, 35, 50, 65, 356, 20, 30, 3165, 40, 50, 410

AGCO

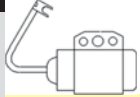
ALLIS  
CHALMERS

DEUTZ

MASSEY  
FERGUSON

WHITE/  
OLIVER

**A-1750451M1** Condenser 0.05 Lbs.  
Services models w/ Delco distributor and clip held cap.



**For Models:** 35 SN <245033 W/ DELCO DISTRIBUTOR AND CLIP HELD CAP, 50 SN <536249 W/ DELCO DISTRIBUTOR AND CLIP HELD CAP, 65 SN <702826 W/ DELCO DISTRIBUTOR AND CLIP HELD CAP, (F40, TO20, TO30, TO35 ALL W/ DELCO DISTRIBUTOR AND CLIP HELD CAP)

CNH

CASE-IH

FORD / NEW  
HOLLAND

FIAT

**A-21A217** Condenser 0.38 Lbs.  
Also used in A-839008M1, A-21A14R & A-21A740 tune up kits.  
**Replaces:** 702325R91, 1024924M91



**For Models:** (1100, 135, 150, 165, 175, 180, 20, 2135, 255, 265, 30, 3165, 35, 40, 410, 50, 50, 65 ALL W/ DELCO DISTRIBUTOR AND SCREW HELD CAP)

**A-1034377M1** Condenser 0.04 Lbs.  
Also contained in A-839016M1 & A-21A16R tune up kits.



BELARUS

BOBCAT

JCB

JOHN  
DEERE

KUBOTA

LANDINI

LEYLAND

LONG

McCORMICK

OTHER

RENAULT

SAME

VALTRA

VERSATILE

YANMAR

ZETOR

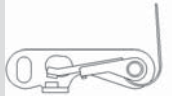
SCHWARTZ  
SPEECO

**A-1024923M1** Point Set 0.04 Lbs.  
Services Delco distributor w/ screw held cap.



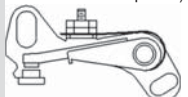
**For Models:** (1100, 135, 150, 165, 175, 180, 20, 2135, 255, 265, 30, 3165, 35, 40, 410, 50, 50, 65 ALL W/ DELCO DISTRIBUTOR AND SCREW HELD CAP)

**A-1882965** Distributor Parts- Heavy Duty Point Set 0.03 Lbs.



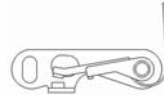
**For Models:**

**A-1508810M1** Points 0.10 Lbs.  
Models w/ Autolite Distributors (also contained in A-839016M1 & A-21A16R tune up kits)



**For Models:** 101 JR., 11, 16, 22, 22K, 23K, 30, 303, 30K, 33, 333, 33K, 402, 404, 44, 44 SPECIAL, 444, 44-6, 44-6K, 44K, 55, 555, 55K, 205, 26, 27, 27L, 300, 35, 60, 70, 72, 80, 82, 90, 92, SUPER 92, NO.1, NO.2, NO.20, 34

**A-1911119** Points 0.03 Lbs.  
Also contained in A-839012M1, A-21A3R & A-21A710 tune up kits.



**For Models:** F40, TO20, TO30, TO35, 35 SN <245033, 50 SN <536249, 65 SN <702826

**A-1024916M1** Rotor 0.10 Lbs.  
Also contained in A-21A14R & A-21A740 tune up kits.



**For Models:** 65, (1100, 135, 150, 165, 175, 180, 20, 2135, 255, 265, 30, 3165, 35, 40, 410, 50, 50 ALL W/ DELCO DISTRIBUTOR AND SCREW HELD CAP)

**A-1750498M1** Rotor 0.04 Lbs.  
Used w/ Delco distributor and clip held cap.



**For Models:** 35 SN <245033 W/ DELCO DISTRIBUTOR AND CLIP HELD CAP, 50 SN <536249 W/ DELCO DISTRIBUTOR AND CLIP HELD CAP, 65 SN <702826 W/ DELCO DISTRIBUTOR AND CLIP HELD CAP, (F40, TO20, TO30, TO35 ALL W/ DELCO DISTRIBUTOR AND CLIP HELD CAP)

**A-829927M1** Rotor 0.03 Lbs.



**For Models:** 135 UK MODEL W/ 87MM ENGINE, TEA20 W/ 80MM OR 85MM ENGINE, TED20 W/ 85MM ENGINE, FE35 W/ 87MM ENGINE

**A-1500293M1** Rotor 0.04 Lbs.  
For models w/ Autolite distributors (also used in A-21A16R tune up kit).



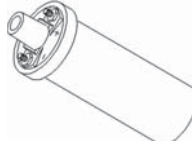
**For Models:** 101 JR., 11, 16, 22, 22K, 23K, 30, 303, 30K, 33, 333, 33K, 44, 44 SPECIAL, 402, 404, 444, 44-6, 44-6K, 44K, 55, 555, 55K, 205, 26, 27, 27L, 300, 35, 60, 70, 72, 80, 82, 90, 92, SUPER 92, NO.1, NO.2, NO.20, 34

**A-21A310** Rotor 0.10 Lbs.  
Services Delco distributors 1964>.  
**Replaces:** 1954566 Delco



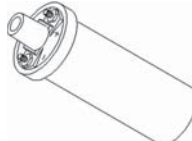
**For Models:** (135, 150 ALL W/ AG3.152 Perkins Gas Engine), (2200, 2500 ALL Forklift W/ AG3.152 Perkins Gas Engine), (20, 40 ALL Ind. W/ AG3.152 Perkins Gas Engine)

**A-1024481M1** Coil, Ignition (6 Volt) 1.50 Lbs.  
**Replaces:** 1024481M91



**For Models:** PONY, TE20, TEA20, TO20, TO30, TO35, (COMBINE: 72, 82, 92)

**A-189673M92** Coil, Ignition (12 Volt) 1.40 Lbs.



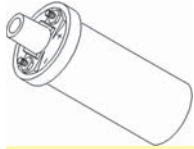
**For Models:** 150, 165, 180, 202, 35, 410, 50, 65, 85, 88, SUPER 90, SUPER 95, TO35

\*\*\* Truck icon indicates the item is shipped via truck freight. \*\*\*

# Ignition & Electrical Parts


Parts are not original equipment parts and are not sponsored, affiliated, or otherwise connected with any major brand.

**A-1055357M1** Coil (12 Volt) 1.58 Lbs.



**For Models:** 410, 510, 750

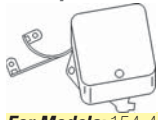
**A-182548M1** Voltage Regulator (External) 1.06 Lbs.



**Dim/Info:**  
12 Volt

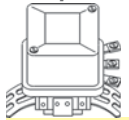
**For Models:** SUPER 90, 135, 150, 165, 175, 180, 202, 203, 204, 205, 2135, 25, 300, 3165, 35, 40, 410, 510, 65, 85, 88

**A-1897383M1** Regulator 0.15 Lbs.  
**Replaces:** 1887416M1



**For Models:** 154-4, 184-4, 230, 240, 250, 254-4, 255, 265, 274-4, 275 UK, 283 UK, 285, 290 UK, 294-4, 20B, S/N <-855894, 20E

**A-K7786D** Voltage Regulator (12 Volt) 1.20 Lbs.  
For Delco Generator #'s A-1100335, 1100314, 1100350, 1100322, 1100349, 1100954, A-1100328, 1100379, 1100315, 1100953  
**Replaces:** Delco# 1118791, MA588, 1009723M91



**Dim/Info:**  
12 Volt

**For Models:** 303, 333, 444, 95, 98, SUPER 95

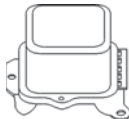
**A-1031060M1** Voltage Regulator (External) 0.35 Lbs.  
For models using alternator.



**Dim/Info:**  
12 Volt

**For Models:** 1080, 1100, 1130, 135, 150, 165, 175, 180, 205, 300, 410, 510

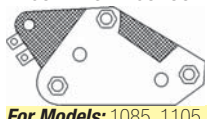
**A-180142M1** Voltage Regulator (External / 6 Volt) 1.30 Lbs.



**Dim/Info:**  
6 Volt  
External

**For Models:** T020, T030, T035

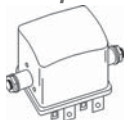
**A-1052023M1** Voltage Regulator (Internal) 0.08 Lbs.  
This regulator will service Delco alternator #'s 1100578, A-1100583, A-1100585, 1100588, 1100589, A-1102920, 1102921, 1103116, 1103117 & 1103133.



**Dim/Info:**  
Heavy Duty

**For Models:** 1085, 1105, 1135, 1155, 1500, 1505, 1800, 1805, 20C, 230, 235, 245, 255, 265, 2675, 2705, 2745, 275, 2775, 2805, 285, 30B, 30D, 40B, 50C

**A-894835M1** Voltage Regulator 0.98 Lbs.  
**Replaces:** 02350137, ATJ8799, 2872635



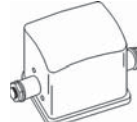
**For Models:** 135, 148, 155, 158, 165, 168, 175, 178, 185, 188, 254, 65, 765

**A-1071060M91** Volt Regulator 0.35 Lbs.



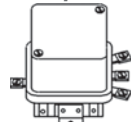
**For Models:** 1800 1958-1964 W/ DIESEL ENGINE

**A-826788M1** Regulator Control Box 2.10 Lbs.  
**Replaces:** 2872625, 2872631




**For Models:** 35 W/ A3.152 ENGINE, FE35 W/ 23C OR 87MM ENGINE

**A-892707M92** Control Box 0.96 Lbs.  
**Replaces:** 2872637, 1890130M91



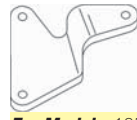
**For Models:** TEA20 W/ 80MM ENGINE, (TEA20, TED20 ALL W/ 85MM ENGINE), TEF20 W/ 20 C ENGINE

**A-1890130M91** Control Box (12 Volt) 0.96 Lbs.  
**Replaces:** 829951M91, 1050840M91



**For Models:** 20E, 240, 275 UK, 283 UK, 290 UK, (TE20, TEA20, TO20, TO30 ALL S/N 372810)

**A-518503M1** Alternator Support Bracket (Front) 0.82 Lbs.



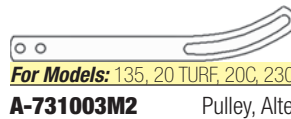
**For Models:** 135, 20 TURF, 20C, 230, 235, 245, 30B, 30D

**A-518504M1** Alternator Support Bracket (Rear) 0.46 Lbs.



**For Models:** 135, 20 TURF

**A-511373M3** Alternator Tension Strap 0.40 Lbs.



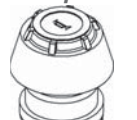
**For Models:** 135, 20 TURF, 20C, 230, 235, 245, 30B, 30D

**A-731003M2** Pulley, Alternator 0.80 Lbs.



**For Models:** 135 UK, 165 UK, 168, 175 UK, 178, 185, 188, 35FE, 35X, 40 UA164181D > 50

**A-1668816M2** Switch, Light 0.25 Lbs.  
**Replaces:** 1668816M1, 1699034M1



**For Models:** 20E, 20F, 231, 240 SN: A20286 >, 240P, 240S TURKEY, 25, 253 EU-ROPE, 261, 265S TURKEY, 271, 275 UK, 281, 282, 290 UK, 30E POWER SHUTTLE, 30H, 40E, 50E POWER SHUTTLE, 50F, 50H, 50H SERIES S, 50H SERIES T, 50HX, 50HX SERIES S, 50HX SERIES T, 60H, 60H SERIES S, 60H SERIES T

AGCO

ALLIS  
CHALMERS

DEUTZ

MASSEY  
FERGUSON

WHITE/  
OLIVER

CNH

CASE-IH

FORD / NEW  
HOLLAND

FIAT

BELARUS

BOBCAT

JCB

JOHN  
DEERE

KUBOTA

LANDINI

LEYLAND

LONG

McCORMICK

OTHER

RENAULT

SAME

VALTRA

VERSATILE

YANMAR

ZETOR

SCHWARTZ  
SPEECO

\*\*\* Truck icon indicates the item is shipped via truck freight. \*\*\*

# Ignition & Electrical Parts

Parts are not original equipment parts and are not sponsored, affiliated, or otherwise connected with any major brand.

**A-189526M92** Switch, Light 0.40 Lbs.  
Used on tractors w/ diesel engines.



AGCO

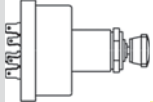
ALLIS  
CHALMERS

DEUTZ

**For Models:** 203, 205, 35, 50 MASSEY HARRIS, 65 LATER MODELS, SUPER 90 SN: 816192 >

MASSEY  
FERGUSON

**A-772954M1** Switch, Light 0.24 Lbs.  
**Replaces:** 504812M1, 522812M1



WHITE/  
OLIVER

**For Models:** 1080, 1100, 1130, 1150, 135, 150, 165, 175, 180, 20, 2135, 30,  
FITS SEVERAL MODELS

**A-20A1716** Universal Light Switch, Push/Pull Type 0.08 Lbs.

**Dim/Info:**  
2 Position, 2 Terminal  
Non-Fused  
Threaded Mtg.  
Stem .500" Dia. X .625" Long



CNH

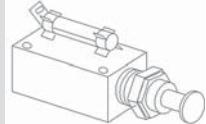
CASE-IH

FORD / NEW  
HOLLAND

**For Models:** FITS SEVERAL MODELS

**A-20A1701** Universal Light Switch, Push/Pull Type 0.08 Lbs.

**Dim/Info:**  
Fused (20 Amp)  
2 Position, 2 Terminal  
Threaded Mtg.  
Stem .500" Dia. X .625" Long



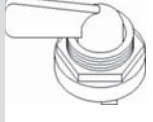
FIAT

**For Models:** FITS SEVERAL MODELS

BELARUS

**A-VLC2535** Switch, Rotary 0.13 Lbs.

**Dim/Info:**  
For indicator applications.  
On / Off / On  
Screw Terminals  
Lever Operated  
Requires 1.04" Mounting Hole



BOBCAT

JCB

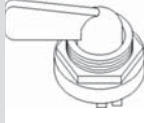
JOHN  
DEERE

**For Models:** FITS SEVERAL MODELS

KUBOTA

**A-VLC2536** Switch, Rotary 0.13 Lbs.

**Dim/Info:**  
4 position for light applications.  
Screw Terminals  
Lever Operated  
Requires 1.04" Mounting Hole



LANDINI

LEYLAND

**For Models:** FITS SEVERAL MODELS

LONG

**A-1682977M1** Switch, Flasher/ Blinker 0.20 Lbs.  
**Replaces:** 1671544M1, 1604409M1



McCORMICK

OTHER

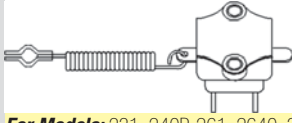
RENAULT

SAME

**For Models:** 20F, 275 UK, 290 UK, 40E, (30E, 50E ALL POWER SHUTTLE), 240 4WD

**A-1874709M1** Switch, Brake Light/ Differential Lock 0.10 Lbs.  
Check application before ordering, switch has different applications on different models.

**Replaces:** 961978M1, 1687049M92



VERSATILE

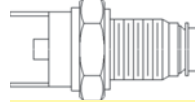
YANMAR

ZETOR

**For Models:** 231, 240P, 261, 2640, 3505, 3525, 3545, (240S, 265S ALL TURKEY)

SCHWARTZ  
SPEECO

**A-3759508M91** Switch, Brake Light 0.30 Lbs.



**For Models:** 253, 360, 240, 261, 263, 362, 365, 375, 383, 390, 390T, 393, 396, 398, 399

**A-1002802M1** Sealed Beam Bulb (6 Volt) 0.50 Lbs.

**Dim/Info:**  
5 3/4" Dia.  
2 Screw Terminal  
(4019)



**For Models:** FITS SEVERAL MODELS

**A-231495M1** Headlamp (6 Volt) 3.70 Lbs.

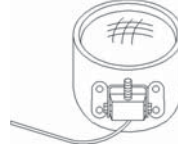
**Dim/Info:**  
5 7/8" Dia.  
Gray Enamel Finish  
Uses 4019 Bulb



**For Models:** SUPER 35, T035, 60, 70, 82

**A-28A11** Sealed Beam Headlamp (6 Volt) 0.80 Lbs.

**Dim/Info:**  
Rubber Body  
Adjustable Mtg. Bracket



**For Models:** FITS SEVERAL MODELS

**A-28A121** Sealed Beam Bulb (6 Volt) 1.00 Lbs.

**Dim/Info:**  
6V, 4 1/2" Dia.  
2 Screw Terminal  
(4511 Trapezoidal)



**For Models:** FITS SEVERAL MODELS

**A-1752866M1** Sealed Beam Bulb (12 Volt) 0.50 Lbs.  
Used in a 28A 9, 28A 18, 28A 408  
**Replaces:** 28A117

**Dim/Info:**  
4 1/2" Dia.  
2 Screw Terminal  
(4411 Trapezoidal)



**For Models:** FITS SEVERAL MODELS

**A-L755H12V** Sealed Beam Headlamp (12 Volt) 1.23 Lbs.

**Dim/Info:**  
Rubber Body  
Adjustable Mounting Brkt.  
(Sealed Beam 4411)



**For Models:**

**A-505085M1** Sealed Beam Bulb (12 Volt) 0.80 Lbs.

**Dim/Info:**  
5 7/8" Dia.  
3 Prong Terminal  
(4459 Trapezoidal)



**For Models:** FITS SEVERAL MODELS

**A-28A408** Sealed Beam Headlamp (12 Volt) 1.42 Lbs.

**Dim/Info:**  
Steel Body  
Adjustable Mtg. Bracket



**For Models:** FITS SEVERAL MODELS

\*\*\* Truck icon indicates the item is shipped via truck freight. \*\*\*



# Ignition & Electrical Parts

Parts are not original equipment parts and are not sponsored, affiliated, or otherwise connected with any major brand.

**A-505285M1** Sealed Beam Bulb (12 Volt) 0.60 Lbs.



**Dim/Info:**  
4 1/2" Dia.  
2 Screw Terminal  
(Flood 4406)

**For Models:** FITS SEVERAL MODELS

**A-28A12** Sealed Beam Headlamp (12 Volt) 1.39 Lbs.



**Dim/Info:**  
Rubber Housing  
110,000 Candle Power

**For Models:** FITS SEVERAL MODELS

**A-28A18** Sealed Beam Headlamp (12 Volt) 1.56 Lbs.



**Dim/Info:**  
4 3/4" Dia. - 3" Deep  
Rubber Body  
Rear Stud Mount

**For Models:** FITS SEVERAL MODELS

**A-53505M1** Sealed Beam Bulb (12 Volt) 1.20 Lbs.



**Dim/Info:**  
4 1/2" Dia.  
3 Prong Terminal  
(4440X)

**For Models:** FITS SEVERAL MODELS

**A-1002803M1** Sealed Beam Bulb (12 Volt) 1.20 Lbs.



**Dim/Info:**  
5 3/4" Dia.  
2 Screw Terminal  
(4419)

**For Models:** FITS SEVERAL MODELS

**A-186141M1** Sealed Beam Headlamp (12 Volt) 0.50 Lbs.



**Dim/Info:**  
5 7/8" Dia.  
Gray Enamel Finish  
Uses 4419 Bulb

**For Models:** FITS SEVERAL MODELS

**A-28A153** Sealed Beam Bulb (12 Volt) 1.54 Lbs.



**Dim/Info:**  
4 1/2" Dia.  
2 Screw Terminal  
(4422)

**For Models:** FITS SEVERAL MODELS

**A-28A155** Sealed Beam Unit (12 Volt) 0.54 Lbs.



**Dim/Info:**  
4 1/2" Dia.  
2 Screw Terminal  
110,000 Candle Power  
(4509)

**For Models:** FITS SEVERAL MODELS

**A-28A210** Sealed Beam Headlamp (12 Volt) 1.23 Lbs.



**Dim/Info:**  
Adjustable Mounting Brkt.  
(H7610 Halogen)

**For Models:** FITS SEVERAL MODELS

**A-28A158** Halogen Sealed Beam Lamp (12 Volt) 0.50 Lbs.  
For 28A 210



**Dim/Info:**  
4 1/2" Dia.  
Uses 1312210C2 Replace-  
ment Bulb  
5,200 Candle Power  
Trapezoidal Light Pattern  
H7610)

**For Models:** FITS SEVERAL MODELS

**A-28A157** Halogen Sealed Beam Lamp (12 Volt) 0.70 Lbs.



**Dim/Info:**  
4 1/2" Dia.  
2 Screw Terminal  
(Flood Pattern - H7606)  
Can Replace 4406

**For Models:** FITS SEVERAL MODELS

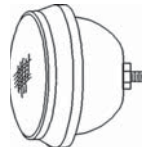
**A-1672768M91** Headlight (RH) 1.49 Lbs.  
**Replaces:** 3038175M91, 1860176M1

**A-1672769M91** Headlight (LH) 1.47 Lbs.



**For Models:** 1080, 148, 155, 158, 168, 185, 188, 20D, 20E, 230, 240, 250, 265, 2675, 2705, 2745, 275, 2775, 2805, 282, 290, 294-4, 298, 50F, 50H, 575, 590, 60H, 690, 698, 699, 254-4 22210641 >, (175, 178 ALL 741981>), 135 145381>, 165 584071>, 595 J222029>, 675, 698T

**A-L895H12V** Headlamp Assembly 1.77 Lbs.



**Dim/Info:**  
5 1/2" Dia.  
Rear center mounting.  
Replaceable 55 Watt Halogen  
Bulb  
Steel body w/ black enamel  
finish & rubber moulding.

**For Models:** FITS SEVERAL MODELS

**A-L810H12V** Headlamp Assembly (12 Volt) 1.58 Lbs.



**Dim/Info:**  
5 1/4" Dia. x 4 1/2" Deep  
55 Watt Halogen Lamp  
Rear center mounting.  
Black enamel steel body.  
Wiring pigtail fed through  
mounting hole.

**For Models:** FITS SEVERAL MODELS

**A-L525HG12V** Headlamp Assembly 2.00 Lbs.



**Dim/Info:**  
12 Volt  
Steel Body W/Gray Enamel  
Paint  
5 3/4" Diameter  
55 Watt Replaceable Halogen  
Bulb  
Base Mount  
Rubber Bezel

**For Models:** FITS SEVERAL MODELS

AGCO

ALLIS  
CHALMERS

DEUTZ

MASSEY  
FERGUSON

WHITE/  
OLIVER

CNH

CASE-IH

FORD / NEW  
HOLLAND

FIAT

BELARUS

BOBCAT

JCB

JOHN  
DEERE

KUBOTA

LANDINI

LEYLAND

LONG

McCORMICK

OTHER

RENAULT

SAME

VALTRA

VERSATILE

YANMAR

ZETOR

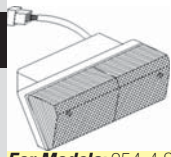
SCHWARTZ  
SPEECO

\*\*\* Truck icon indicates the item is shipped via truck freight. \*\*\*

# Ignition & Electrical Parts

Parts are not original equipment parts and are not sponsored, affiliated, or otherwise connected with any major brand.

**A-1425884M93** Lamp, Front Side (RH) 0.48 Lbs.  
**A-1425883M93** Lamp, Front Side (LH) 0.48 Lbs.



**Dim/Info:**  
 Amber Flasher  
 White Side Light

**For Models:** 254-4 SN: 22210641 >, 274-4 SN: 221N00936 >, 294-4 SN: 223000321 >

**A-HL500** Headlamp Assembly (12 Volt) 1.48 Lbs.



**Dim/Info:**  
 4 1/2" Sealed Beam  
 Universal Mount  
 Black Baked Enamel Steel Body

**For Models:** FITS SEVERAL MODELS

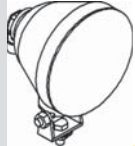
**A-HL300R** Headlamp Assembly 2.34 Lbs.



**Dim/Info:**  
 12 Volt  
 6" Diameter  
 Red Enamel Steel Body

**For Models:** FITS SEVERAL MODELS

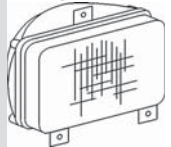
**A-WL4770** Work Lamp, w/ GE#886 Halogen Bulb & Pigtail 0.70 Lbs.



**Dim/Info:**  
 Single Stud Mounting  
 Replaceable GE886 Bulb

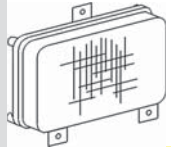
**For Models:** SEVERAL Fits Several Tractor, Skid Loader & Industrial Applications.

**A-1693943M1** Headlamp 1.26 Lbs.  
**Replaces:** 1693943M93



**For Models:** 3050, 3060, 3065, 3070, 3075, 3080, 3085, 3090, 3095, 3115, 3120, 3120T, 3125, 3140, 340, 342, 350, 352, 355, 360, 362, 3630, 3635, 3645, 365, 3650, 3655, 3660, 3670, 3680, 3690, 372, 375, 382, 382N, 390, 390T, 398, 399, 6120, 6130, 6140, 6150, 6160, 6170, 6180, 6190

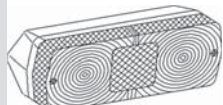
**A-1693944M93** Headlamp 1.27 Lbs.



**For Models:** (3050, 3060, 3065, 3070, 3080, 3085, 3090, 3095 ALL B153020>), 3075, 3115, 3120, 3120T, 3125, 3140, 340, 342, 350, 352, 355, 360, 362, 3630, 3635, 3645, 365, 3650, 3655, 3660, 3670, 3680, 3690, 372, 375, 382, 382N, 390, 390T, 398, 399, (6110, 6120, 6130, 6140 ALL Steep nose tractors)

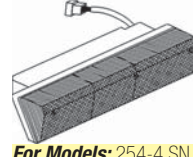
**A-1678868M92** Rear Light (LH) 0.85 Lbs.  
**Replaces:** 1668657M91, 1678868M91

**A-1678869M92** Rear Light (RH) 0.82 Lbs.



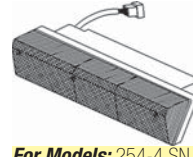
**For Models:** 20F, 230, 240 SN 513171>, 250, 253, 263, 265 SN 185158>, 275 UK MODEL SN 214013>, 290 UK MODEL SN 347016>, 298, 30F, 340, 40F, 50F

**A-1425885M92** Lamp, Rear (RH), Amber Flasher / Red Side/Brake Light 0.85 Lbs.



**For Models:** 254-4 SN 22210642->, 274-4 SN 221N00936->, 294-4 SN 223000321->

**A-1425886M92** Lamp, Rear (LH), Amber Flasher / Red Side/Brake Light 0.92 Lbs.



**For Models:** 254-4 SN 22210642->, 274-4 SN 221N00936->, 294-4 SN 223000321->

**A-961866M1** Bulb, Head Light 0.08 Lbs.



**Dim/Info:**  
 3 Prong  
 45/40 Watt

**For Models:** FITS SEVERAL MODELS

**A-1891654M1** Light Bulb (12 Volt - 50-40 WATT) 0.08 Lbs.  
**Replaces:** MBU414



**Dim/Info:**  
 12 Volt  
 50/40 Watts

**For Models:** (135, 148, 165, 168, 175, 178, 185, 188 ALL USED W/ EARLY TYPE HEADLIGHT)

**A-908543M1** Bulb- 12V 21-5W 0.06 Lbs.



**For Models:** 20F, 231, 240, 253, 261, 263, 3050, 3065, 3070, 3075, 3090, 3095, 30E, 30H, 3120, 3125, 360, 362, 3630, 3645, 3650, 3655, 3660, 3670, 3680, 3690, 375, 383, 390, 393, 396, 399, 40E, 4225, 4235, 4240, 4243, 4245, 4253, 4255, 4260, 4263, 4265, 4270, 4325, 4335, 4345, 4355, 4360, 4370, 50E, 6140, 6150, 6170, 6180, 6190, 6235, 6245, 6255, 6265, 6270, 6280, 6290, 670, 690, 698, 699, 8120, 8140, 8150, 8160, 8210, 8220, 8240, 8245, 8250, 8260, 8270, 8280, 9240, 240, 398, 365, 8260

**A-621235M1** Bulb- 12V 21W 0.06 Lbs.  
**Replaces:** 1018729M1, W164178A, 71164984, 70251859



**For Models:** 1210, 1220, 1230, 1250, 1260, 230, 240, 253, 263, 271, 281, 3050, 3060, 3070, 3080, 3090, 3115, 3120, 3140, 340, 342, 350, 352, 355, 360, 3630, 3635, 3645, 3650, 3660, 3670, 3680, 3690, 372, 375, 382, 390, 393, 396, 398, 399, 40E, 4215, 4220, 4225, 4235, 4240, 4253, 4255, 4260, 4263, 4265, 4270, 4325, 4335, 4345, 4355, 4360, 4370, 6110, 6120, 6130, 6140, 6150, 6160, 6170, 6180, 6190, 6235, 6245, 6255, 6265, 6270, 6280, 6290, 8120, 8140, 8150, 8160, 8210, 8220, 8240, 8250, 8270, 8280, 9240

**A-1420037M1** Bulb- 12V 5W 0.02 Lbs.



**For Models:** 230, 240, 250, 265, 275, 285, 290, 298, 3050, 3060, 3065, 3070, 3075, 3080, 3085, 3090, 3095, 3630, 3635, 3645, 3650, 3655, 3660, 3670, 3680, 3690, 375, 382, 390, 398, 399, 4215, 4220, 4225, 4235, 4245, 4255, 4260, 4265, 4270, 4325, 4335, 4345, 4355, 4360, 4370, 550, 565, 575, 590, 595, 6110, 6120, 6130, 6140, 6150, 6160, 6170, 6180, 6190, 6235, 6245, 6255, 6265, 6270, 6280, 6290, 675, 690, 698, 699, 8110, 8120, 8130, 8140, 8150, 8160, 8210, 8220, 8240, 8250, 8260, 8270, 8280

\*\*\* Truck icon indicates the item is shipped via truck freight. \*\*\*

# Ignition & Electrical Parts

Parts are not original equipment parts and are not sponsored, affiliated, or otherwise connected with any major brand.

**A-3405180M1** Light Bulb (Halogen) 0.04 Lbs.



**Dim/Info:**  
Halogen Beacon Type  
12 Volt  
55 Watt

**For Models:** SEVERAL

**A-3405186M1** Bulb, Headlight 0.08 Lbs.

**Replaces:** 012



**Dim/Info:**  
Halogen  
12 Volt  
60/55 Watts

**For Models:** 1080, 230, 240, 265, 275, 285, 290, 298, 4325, 4335, 4345, 4355, 4360, 4370, 550, 565, 575, 590, 595, 675, 690, 698, 698T, 699

**A-677540** Warning Lamp 1.18 Lbs.



**Dim/Info:**  
4 1/2" Amber Lens  
12 Volt  
7/16" Hollow Stud Mount

**For Models:** FITS SEVERAL MODELS

**A-PL100C** Warning Lamp (12 Volt) 0.60 Lbs.



**Dim/Info:**  
4 1/2" Amber Lens  
7/16" Hollow Stud Mount  
Single Wire

**For Models:** FITS SEVERAL MODELS

**A-1027218M1** Ring, Headlight 0.26 Lbs.



**Dim/Info:**  
4 3/4" O.D.  
Rubber

**For Models:** 135, 150, 165, 175, 180, 230, 235, 245, 255, 265, 275, 285, 1080, 1085, 1100, 1105, 1130, 1135, 1150, 1155, 1500, 1505, 1580, 1800, 4800, 20C, 20D, 30, 300A, 32A, 34A, 50C, 52A, 54A, 54B, 300, 410, 510

**A-1026697M1** Ring, Headlight (Rubber) 0.30 Lbs.



**Dim/Info:**  
6" O.D.

**For Models:** 1080, 1085, 1100, 1105, 1130, 1135, 1150, 1155, 135, 1505, 165, 175, 180, 1805, 185, 20, 2135, 230, 235, 245, 255, 265, 275, 30, 30B, 30D, 31, 3165, 4800, 4840, 50, 50A, 50C, 60

**A-1860184M1** Headlight Cowl (LH) 0.30 Lbs.



**For Models:** 148, 168, 185, 188, 135 SN 145381 > W/ PLASTIC COWL, 165 SN 584071 > W/ PLASTIC COWL, (175, 178 ALL SN 741981 W/ PLASTIC COWL)

**A-1860183M91** Headlight Cowl (RH) 0.30 Lbs.



**For Models:** 148, 168, 185, 188, 135 SN 145381 > W/ PLASTIC COWL, 165 SN 584071 > W/ PLASTIC COWL, (175, 178 ALL SN 741981 > W/ PLASTIC COWL)

**A-3405150M91** Pre-Focus Adapter 1.10 Lbs.



**For Models:** 1080, 135, 148, 155, 158, 165, 168, 175, 178, 185, 188, 230, 240, 265, 275, 285, 290, 298, 550, 565, 575, 590, 595, 675, 690, 698, 698T, 699

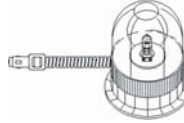
**A-1668830M91** Knob 0.10 Lbs.

**Replaces:** 1668830M1



**For Models:** 20E, 20F, 231, 240, 240P, 240S, 25, 253 Europe, 261, 265S, 271, 275 UK, 281, 285S, 290 UK, 30E Power Shuttle, 30H, 40E, 50E Power Shuttle, 50F, 50H, 60HX

**A-70027800** Magnetic Beacon 2.99 Lbs.  
Magnetic base & cigarette lighter plug w/ 12 ft. cord.



**A-VLC2044** Replacement Lens, Amber 1.58 Lbs.

**For Models:** FITS SEVERAL MODELS

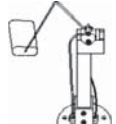
**A-3715144M92** Rotating Beacon, Amber, Pipe Type 1.10 Lbs.  
Lamp mounting hole is slotted on one side for mounting flexibility & tightens over pipe with a bolt & wing nut.



**Dim/Info:**  
For Pipe w/ .9435" Diameter

**For Models:** 362, 365, 375, 383, 390, 390T, 393, 396, 398, 399, 3050, 3060, 3070, 3090, 3140, 3670, 3690, 4225, 4235, 4240, 4245, 4255, 4260, 4265, 4270, 4325, 4335, 4345, 4355, 4360, 4370, 5425, 5435, 5445, 5455, 5460, 5465, 5470, 6100, 6140, 6150, 6160, 6170, 6180, 6190, 6235, 6245, 6255, 6265, 6270, 6280, 6290, 6445, 6455, 6465, 6475, 6480, 6485, 6490, 6495, 6497, 6499, 7465, 7475, 7480, 7485, 7490, 7495, 8120, 8140, 8150, 8160, 8210, 8220, 8240, 8245, 8250, 8260, 8270, 8280, 8450, 8460, 8470, 8480, 9240

**A-1079398M91** Sending Unit, Fuel 0.40 Lbs.  
**Replaces:** 189132M91



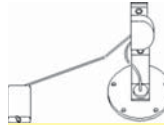
**For Models:** 35 SN: 209079 > DSL, 135 Perkins Gas Eng., (20, 40 ALL ALL EXCEPT SN: 9A196065 - 9A205691), 203 SN: 659002115 >, 205 SN: 659101250 >, 2135 DSL

**A-189160M91** Sending Unit, Fuel 0.37 Lbs.



**For Models:** 35, 35 GOVT. 655 SERIES, 50 MASSEY HARRIS DSL, 135 Continental Gas Eng., 202, 204, 2135

**A-189201M91** Sending Unit, Fuel 0.50 Lbs.



**For Models:** 50, 65 DSL, 65 SN: 379883 > GAS, 50A, 302, 304

- AGCO
- ALLIS CHALMERS
- DEUTZ
- MASSEY FERGUSON
- WHITE/ OLIVER
- CNH
- CASE-IH
- FORD / NEW HOLLAND
- FIAT
- BELARUS
- BOBCAT
- JCB
- JOHN DEERE
- KUBOTA
- LANDINI
- LEYLAND
- LONG
- McCORMICK
- OTHER
- RENAULT
- SAME
- VALTRA
- VERSATILE
- YANMAR
- ZETOR
- SCHWARTZ SPEECO

\*\*\* Truck icon indicates the item is shipped via truck freight.\*\*\*

# Ignition & Electrical Parts

**A-189136M91** Sending Unit, Fuel 0.50 Lbs.



*For Models: (85, 88 ALL DSL)*

AGCO

ALLIS  
CHALMERS

**A-897403M91** Sending Unit, Fuel 0.48 Lbs.



DEUTZ

MASSEY  
FERGUSON

*For Models: 135 UK MODEL*

WHITE/  
OLIVER

**A-897389M91** Sending Unit, Fuel 0.58 Lbs.

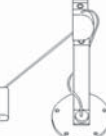


CNH

*For Models: 168, 185, 188, 50B, (165, 175, 178 ALL UK MODEL)*

CASE-IH

**A-506272M1** Sending Unit, Fuel 0.50 Lbs.



FORD / NEW  
HOLLAND

FIAT

*For Models: 180 SN: < 645002176*

**A-1661794M92** Sending Unit, Fuel 0.63 Lbs.  
*Replaces: 1661794M91*



BELARUS

*For Models: 240 SN <A20286, 250, 253, 263, 20D, 20E, 20F, 30E, 30H, 40E*

BOBCAT

**A-3762581M1** Sending Unit, Fuel 0.47 Lbs.  
*Replaces: 1678517M2, 1699610M1, 908600M1*



JCB

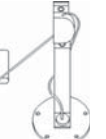
JOHN  
DEERE

KUBOTA

*For Models: 261, 270, 282, 283, 290, 298, 50E, 50F, 50H, 50HX, 60H, 60HX, 6500H, 6800H, (275, 283, 290 ALL UK MODEL ENGINE SN D23453>)*

LANDINI

**A-1079384M91** Sending Unit, Fuel 0.45 Lbs.  
*Replaces: 530960M91*



LEYLAND

LONG

McCORMICK

*For Models: 230, 235, 245, 285 SN: < 9A289234, 20C SN: < 9A349236, 30B, 30D*

OTHER

**A-3762579M1** Sending Unit, Fuel 0.50 Lbs.  
*Replaces: 1694976M2*

RENAULT

SAME



VALTRA

*For Models: 360, 362 SN: < D23196*

VERSATILE

**A-1695737M2** Sending Unit, Fuel 0.20 Lbs.

YANMAR



ZETOR

*For Models: (375, 383, 390, 390T, 398 ALL SN: < S19230), 399 SN: < S19230, W/ A6.354.4 ENG, 399 SN: < S19230, W/ 1006.6 ENG*

**A-1678518M2** Sending Unit, Fuel 2.84 Lbs.



*For Models: 675, 690, 698, 698T, 699*

**A-3609809M92** Sending Unit, Fuel 0.50 Lbs.  
*Replaces: 503642M2*



*For Models: 1080, 1085 SN: < 9B59454, 1100, (1105, 1135 ALL SN: < 9B50291), 1130, 1150, 1155*

Parts are not original equipment parts and are not sponsored, affiliated, or otherwise connected with any major brand.

\*\*\* Truck icon indicates the item is shipped via truck freight. \*\*\*