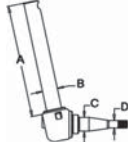


# Front Axle/Steering Parts

Parts are not original equipment parts and are not sponsored, affiliated, or otherwise connected with any major brand.

**A-511606M91** Spindle (RH/LH) 12.80 Lbs.



**Dim/Info:**  
A - 11.187"  
B - 1.500"  
C - 1.375"  
D - .750"

**A-183086M1** Bushing, Spindle 0.22 Lbs.

**A-196167M1** Bearing, Thrust Spindle 0.46 Lbs.

**A-WBKMF2** Wheel Bearing Kit 0.90 Lbs.  
MF kit number is A-835965M91

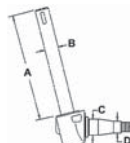
**A-519278M91** Hub, Wheel w/ Wear Sleeve 15.00 Lbs.

**Replaces:** 183019M91, 194495M91, 510771M93

**For Models:** 20, 2135 SN 646002326>

**A-674385M93** Spindle (RH) 17.53 Lbs.

**A-674386M93** Spindle (LH) 16.89 Lbs.



**Dim/Info:**  
A - 11.875"  
B - 1.495"  
C - 1.796"  
D - 1.312"

**A-183086M1** Bushing, Spindle 0.22 Lbs.

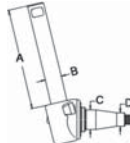
**A-196167M1** Bearing, Thrust Spindle 0.46 Lbs.

**A-WBKMF5** Wheel Bearing Kit 2.16 Lbs.

**A-674381M92** Hub, Front Wheel 15.74 Lbs.

**For Models:** 20C, 30B, 30D, (235, 245, 250 ALL ORCHARDS), 40B SN <-9A326404

**A-514572M92** Spindle (RH/LH) 15.18 Lbs.



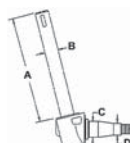
**Dim/Info:**  
A - 9.375"  
B - 1.500"  
C - 1.796"  
D - 1.250"

**A-196167M1** Bearing, Thrust Spindle 0.46 Lbs.

**For Models:** 30, 31, 3165 SN 9A19585-> Straight Non Adj. Axle

**A-519390M91** Spindle (RH) 16.16 Lbs.

**A-519391M91** Spindle (LH) 16.16 Lbs.



**Dim/Info:**  
A - 10.875"  
B - 1.495"  
C - 1.796"  
D - 1.250"

**A-183086M1** Bushing, Spindle 0.22 Lbs.

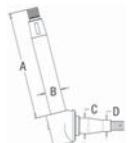
**A-196167M1** Bearing, Thrust Spindle 0.46 Lbs.

**A-HD78NFSLNUT** Nut, Spindle 0.16 Lbs.

**A-WBKMF3** Wheel Bearing Kit 1.83 Lbs.

**For Models:** 40

**A-505644M93** Spindle (RH/LH) 20.82 Lbs.



**Dim/Info:**  
A - 12.312"  
B - 1.762"  
C - 1.796"  
D - 1.312"

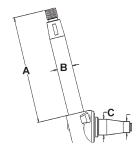
**A-194749M1** Spindle Bushing 0.32 Lbs.

**A-832961M1** Bearing, Thrust Spindle 0.69 Lbs.

**For Models:** 50, 50A, 2500 FORK LIFT

**A-674057M93** Spindle (RH) 18.26 Lbs.

**A-2748637M92** Spindle (LH) 18.24 Lbs.  
if ordering for forklift, order opposite side as listed.



**Dim/Info:**  
A - 12.750"  
B - 1.762"  
C - 1.796"  
D - 1.312"

**A-194749M1** Bushing, Spindle 0.32 Lbs.

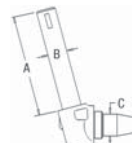
**A-832961M1** Bearing, Thrust Spindle 0.69 Lbs.

**A-WBKMF5** Wheel Bearing Kit 2.16 Lbs.

**For Models:** 50C, 50D, 6500

**A-882256M92** Spindle (RH) 19.90 Lbs.

**A-882257M92** Spindle (LH) 20.50 Lbs.



**Dim/Info:**  
A - 9.187"  
B - 1.762"  
C - 2.000"  
D - 1.250"

**A-882327M1** Bushing 0.32 Lbs.

**A-832961M1** Bearing, Thrust Spindle 0.69 Lbs.

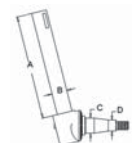
**A-882263M1** Nut, Spindle 0.27 Lbs.

**For Models:** 50E, 50F, 50H

**A-3697027M91** Spindle (RH) 22.51 Lbs.

**Replaces:** 1696625M92, 1696626M92

**A-3697028M91** Spindle (LH) 21.60 Lbs.



**Dim/Info:**  
A - 12.687"  
B - 1.762"  
C - 1.796"  
D - 1.250"

**A-882327M1** Bushing 0.32 Lbs.

**A-1696721M1** Bearing, Thrust Spindle 0.10 Lbs.

**A-1696722M1** Washer, Thrust 0.14 Lbs.

**A-882263M1** Nut, Spindle 0.27 Lbs.

**A-WBKMF6** Wheel Bearing Kit 1.78 Lbs.

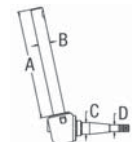
**A-898346M93** Hub, Wheel 15.36 Lbs.

Hub uses A-WBKMF6 wheel bearing kit.

**For Models:** 383 UK, (375, 390, 390T, 393, 398, 399 ALL UK TRACTORS W/348MM AXLE)

**A-180346M92** Spindle (RH) 13.53 Lbs.

**A-180349M92** Spindle (LH) 13.12 Lbs.



**Dim/Info:**  
A - 11.000"  
B - 1.250"  
C - 1.250"  
D - .750"

**A-180345M1** Bushing, Spindle 0.14 Lbs.

**A-18560X** Bearing, Thrust Spindle 0.30 Lbs.

**Replaces:** 195175M1

**A-WBKMF1** Wheel Bearing Kit 1.21 Lbs.

MF kit number is A-835964M91

**A-180338M92** Hub, Front Wheel 7.86 Lbs.

**For Models:** FE35, TE20, TO20, TO30, TO35, 35

AGCO

ALLIS  
CHALMERS

DEUTZ

MASSEY  
FERGUSON

WHITE/  
OLIVER

CNH

CASE-IH

FORD / NEW  
HOLLAND

FIAT

BELARUS

BOBCAT

JCB

JOHN  
DEERE

KUBOTA

LANDINI

LEYLAND

LONG

McCORMICK

OTHER

RENAULT

SAME

VALTRA

VERSATILE

YANMAR

ZETOR

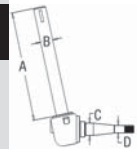
SCHWARTZ  
SPEECO

\*\*\* Truck icon indicates the item is shipped via truck freight.\*\*\*

# Front Axle/Steering Parts

Parts are not original equipment parts and are not sponsored, affiliated, or otherwise connected with any major brand.

**A-182559M92** Spindle (RH) 13.00 Lbs.  
**A-182560M92** Spindle (LH) 10.45 Lbs.



**Dim/Info:**  
 A - 11.625"  
 B - 1.250"  
 C - 1.250"  
 D - .750"

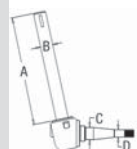
**A-196060M1** Bushing, Spindle 0.18 Lbs.  
**A-18560X** Bearing, Thrust Spindle 0.30 Lbs.  
*Replaces:* 195175M1

**A-WBKMF1** Wheel Bearing Kit 1.21 Lbs.  
 MF kit number is A-835964M91

**A-180338M92** Hub, Front Wheel 7.86 Lbs.

**For Models:** 40, 65, 50 LO-CLEARANCE

**A-182557M92** Spindle (RH) 12.70 Lbs.  
**A-182558M92** Spindle (LH) 12.70 Lbs.



**Dim/Info:**  
 A - 18.000"  
 B - 1.250"  
 C - 1.250"  
 D - .750"

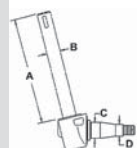
**A-196060M1** Bushing, Spindle 0.18 Lbs.  
**A-18560X** Bearing, Thrust Spindle 0.30 Lbs.  
*Replaces:* 195175M1

**A-WBKMF1** Wheel Bearing Kit 1.21 Lbs.  
 MF kit number is A-835964M91

**A-180338M92** Hub, Front Wheel 7.86 Lbs.

**For Models:** 40, 50, 65 HI CLEARANCE

**A-186164M94** Spindle (RH) 16.06 Lbs.  
**A-186165M93** Spindle (LH) 16.08 Lbs.

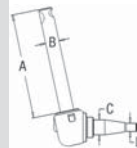


**Dim/Info:**  
 A - 11.875"  
 B - 1.495"  
 C - 1.796"  
 D - 1.250"

**A-WBKMF3** Wheel Bearing Kit 1.83 Lbs.  
**A-183086M1** Bushing, Spindle 0.22 Lbs.  
**A-196167M1** Bearing, Thrust Spindle 0.46 Lbs.  
**A-183021M2** Seal, Under Steering Arm 0.02 Lbs.

**For Models:** 65

**A-508546M92** Spindle (RH/LH) 10.70 Lbs.



**Dim/Info:**  
 A - 11.000"  
 B - 1.250"  
 C - 1.375"  
 D - .750"

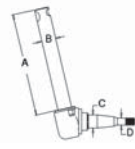
**A-180345M1** Bushing, Spindle 0.14 Lbs.  
**A-18560X** Bearing, Thrust Spindle 0.30 Lbs.  
*Replaces:* 195175M1

**A-WBKMF2** Wheel Bearing Kit 0.90 Lbs.  
 MF kit number is A-835965M91

**A-519278M91** Hub, Wheel w/ Wear Sleeve 15.00 Lbs.  
*Replaces:* 183019M91, 194495M91, 510771M93

**For Models:** 135, 235

**A-897236M94** Spindle Assembly (RH) 13.54 Lbs.  
**A-897237M94** Spindle Assembly (LH) 13.11 Lbs.



**Dim/Info:**  
 A - 11.060"  
 B - 1.245"  
 C - 1.375"  
 D - .750"

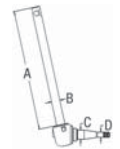
**A-180345M1** Spindle Bushing 0.14 Lbs.  
**A-18560X** Bearing, Thrust Spindle 0.30 Lbs.  
*Replaces:* 195175M1

**A-WBKMF2** Wheel Bearing Kit 0.90 Lbs.  
 MF kit number is A-835965M91

**A-886336M1** Hub, Wheel 11.60 Lbs.

**For Models:** 135 UK, 240 SN<A20286 MANUAL / POWER STEERING, SN A20286> MAN. ST. ONLY

**A-508548M92** Spindle (RH/LH) 16.70 Lbs.



**Dim/Info:**  
 A - 18.000"  
 B - 1.245"  
 C - 1.375"  
 D - .750"

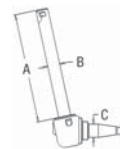
**A-196060M1** Bushing, Spindle 0.18 Lbs.  
**A-18560X** Bearing, Thrust Spindle 0.30 Lbs.  
*Replaces:* 195175M1

**A-WBKMF2** Wheel Bearing Kit 0.90 Lbs.  
 MF kit number is A-835965M91

**A-519278M91** Hub, Wheel w/ Wear Sleeve 15.00 Lbs.  
*Replaces:* 183019M91, 194495M91, 510771M93

**For Models:** 150 ROW CROP

**A-508547M92** Spindle (RH/LH) 11.00 Lbs.



**Dim/Info:**  
 A - 11.437"  
 B - 1.245"  
 C - 1.375"  
 D - .750"

**A-196060M1** Bushing, Spindle 0.18 Lbs.  
**A-18560X** Bearing, Thrust Spindle 0.30 Lbs.  
*Replaces:* 195175M1

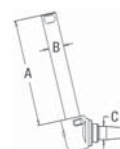
**A-WBKMF2** Wheel Bearing Kit 0.90 Lbs.  
 MF kit number is A-835965M91

**A-519278M91** Hub, Wheel w/ Wear Sleeve 15.00 Lbs.  
*Replaces:* 183019M91, 194495M91, 510771M93

**For Models:** 150 STANDARD

**A-898221M96** Spindle (RH) 18.50 Lbs.

**A-898222M96** Spindle (LH) 18.50 Lbs.



**Dim/Info:**  
 A - 10.000"  
 B - 1.500"  
 C - 1.794"  
 D - 1.250"

**A-183086M1** Bushing, Spindle 0.22 Lbs.  
**A-196167M1** Bearing, Thrust Spindle 0.46 Lbs.

**A-WBKMF6** Wheel Bearing Kit 1.78 Lbs.  
**A-898346M93** Hub, Wheel 15.36 Lbs.

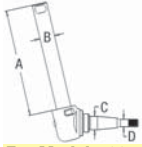
Hub uses A-WBKMF6 wheel bearing kit.  
**For Models:** 165 SOUTH AFRICA MODEL, (270, 290 ALL W/ LO-CLEARANCE FRONT AXLE), 255 W/ STD. CLEARANCE FRONT AXLE

\*\*\* Truck icon indicates the item is shipped via truck freight. \*\*\*

# Front Axle/Steering Parts

Parts are not original equipment parts and are not sponsored, affiliated, or otherwise connected with any major brand.

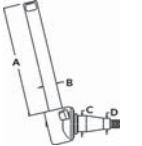
**A-883570M93** Spindle (LH) 18.36 Lbs.



**Dim/Info:**  
A - 16.000"  
B - 1.500"  
C - 1.794"  
D - 1.250"

**For Models:** 165 UK MODELS W/ HEAVY DUTY ROW CROP FRONT AXLE, (270, 282, 283, 290, 670, 690 ALL W/ ROW CROP FRONT AXLE), 255 W/ SN 9A282625> W/ ROW CROP FRONT AXLE

**A-532966M92** Spindle (RH/LH) 20.11 Lbs.  
This is a heavy duty version of the A-508571M92 spindle. If replacing this spindle, you must also replace wheel hub w/ part # A-532781M92 & wheel bearing kit A-WBKMF3



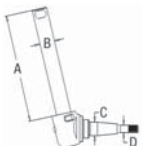
**Dim/Info:**  
A - 12.375"  
B - 1.495"  
C - 1.796"  
D - 1.250"

**A-532781M92** Wheel Hub 19.30 Lbs.  
Hub uses A-WBKMF3 wheel bearing kit & A-WB916 wheel bolt.

**For Models:** (165, 175, 255, 265, 275 ALL See Note Before Ordering)

**A-897230M94** Spindle (RH) 8.45 Lbs.

**A-897231M94** Spindle (LH) 8.45 Lbs.



**Dim/Info:**  
A - 11.500"  
B - 1.500"  
C - 1.375"  
D - .750"

**A-183086M1** Bushing, Spindle 0.22 Lbs.

**A-196167M1** Bearing, Thrust Spindle 0.46 Lbs.

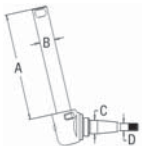
**A-WBKMF2** Wheel Bearing Kit 0.90 Lbs.  
MF kit number is A-835965M91

**A-886336M1** Hub, Wheel 11.60 Lbs.

**For Models:** 168, 20D, 20E, 250, 265, 275, 550, 565, 240 SN <N01001, 165 UK MODEL

**A-897456M96** Spindle (RH) 14.35 Lbs.

**A-897457M96** Spindle (LH) 14.10 Lbs.



**Dim/Info:**  
A - 13.875"  
B - 1.496"  
C - 1.375"  
D - .750"

**A-183086M1** Bushing, Spindle 0.22 Lbs.

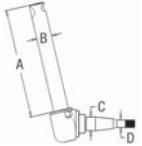
**A-1810572M94** Bearing, Thrust Spindle 1.14 Lbs.

Can be used in replace of A-196167M1  
**Replaces:** 1860040M91

**A-WBKMF2** Wheel Bearing Kit 0.90 Lbs.  
MF kit number is A-835965M91

**For Models:** (175, 178 ALL UK MODEL)

**A-544089M92** Spindle (RH/LH) 16.57 Lbs.



**Dim/Info:**  
A - 13.500"  
B - 1.500"  
C - 1.375"  
D - .750"

**A-183086M1** Bushing, Spindle 0.22 Lbs.

**A-196167M1** Bearing, Thrust Spindle 0.46 Lbs.

**A-WBKMF2** Wheel Bearing Kit 0.90 Lbs.  
MF kit number is A-835965M91

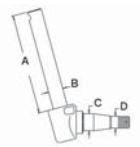
**A-519278M91** Hub, Wheel w/ Wear Sleeve 15.00 Lbs.

**Replaces:** 183019M91, 194495M91, 510771M93

**For Models:** 20C, 230, 245

**A-1693305M93** Spindle (RH) 16.08 Lbs.

**A-1693306M93** Spindle (LH) 16.09 Lbs.



**Dim/Info:**  
A - 11.125"  
B - 1.500"  
C - 1.795"  
D - 1.249"

**A-183086M1** Bushing, Spindle 0.22 Lbs.

**A-196167M1** Bearing, Thrust Spindle 0.46 Lbs.

**A-WBKMF6** Wheel Bearing Kit 1.78 Lbs.

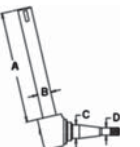
**A-898346M93** Hub, Wheel 15.36 Lbs.

Hub uses A-WBKMF6 wheel bearing kit.

**For Models:** 30H POWER SHUTTLE W/ FIXED FRONT AXLE, (20F, 40E ALL W/ FIXED FRONT AXLE)

**A-1694233M91** Spindle (RH) 13.00 Lbs.

**A-1694234M91** Spindle Assembly (LH) 13.04 Lbs.



**Dim/Info:**  
A - 11.625"  
B - 1.496"  
C - 1.375"  
D - .750"

**A-183086M1** Bushing, Spindle 0.22 Lbs.

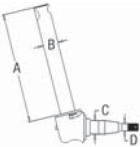
**A-WBKMF2** Wheel Bearing Kit 0.90 Lbs.

MF kit number is A-835965M91

**A-886336M1** Hub, Wheel 11.60 Lbs.

**For Models:** 240 UK, 253 UK W/ 231MM HIGH AXLE

**A-189751M92** Spindle (RH/LH) 12.85 Lbs.



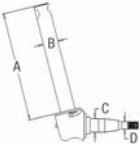
**Dim/Info:**  
A - 11.187"  
B - 1.500"  
C - 1.375"  
D - .750"

**A-183086M1** Bushing, Spindle 0.22 Lbs.

**A-196167M1** Bearing, Thrust Spindle 0.46 Lbs.

**For Models:** 202 SN 306677>, 204 SN 342537>, 203 SN 659000300>, 205 SN 659100150>

**A-183016M92** Spindle (RH/LH) 16.02 Lbs.



**Dim/Info:**  
A - 11.187"  
B - 1.500"  
C - 1.796"  
D - 1.250"

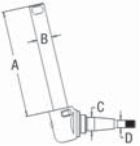
**A-183086M1** Bushing, Spindle 0.22 Lbs.

**A-196167M1** Bearing, Thrust Spindle 0.46 Lbs.

**A-WBKMF3** Wheel Bearing Kit 1.83 Lbs.

**For Models:** 202 SN <306677, 204 SN <342537, 2135 SN <646992326, 203 SN <65900300, 205 SN <659100150

**A-508571M92** Spindle (RH/LH) 13.40 Lbs.



**Dim/Info:**  
A - 12.375"  
B - 1.500"  
C - 1.375"  
D - .750"

**A-183086M1** Bushing, Spindle 0.22 Lbs.

**A-513800M1** Washer, Thrust (Spindle) 0.14 Lbs.

**A-WBKMF2** Wheel Bearing Kit 0.90 Lbs.

MF kit number is A-835965M91

**A-519278M91** Hub, Wheel w/ Wear Sleeve 15.00 Lbs.

**Replaces:** 183019M91, 194495M91, 510771M93

**For Models:** (165, 175, 255, 265, 275 ALL STANDARD CLEARANCE)

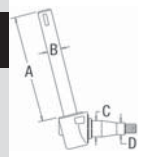
- AGCO
- ALLIS CHALMERS
- DEUTZ
- MASSEY FERGUSON
- WHITE/ OLIVER
- CNH
- CASE-IH
- FORD / NEW HOLLAND
- FIAT
- BELARUS
- BOBCAT
- JCB
- JOHN DEERE
- KUBOTA
- LANDINI
- LEYLAND
- LONG
- MCCORMICK
- OTHER
- RENAULT
- SAME
- VALTRA
- VERSATILE
- YANMAR
- ZETOR
- SCHWARTZ
- SPEECO

\*\*\* Truck icon indicates the item is shipped via truck freight.\*\*\*

# Front Axle/Steering Parts

Parts are not original equipment parts and are not sponsored, affiliated, or otherwise connected with any major brand.

**A-897475M96** Spindle Assembly (RH) 19.90 Lbs.  
**A-897476M95** Spindle Assembly (LH) 13.11 Lbs.



**Dim/Info:**  
 A - 13.187"  
 B - 1.495"  
 C - 1.796"  
 D - 1.250"

AGCO

ALLIS  
CHALMERS

DEUTZ

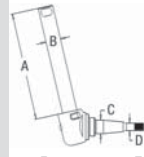
MASSEY  
FERGUSON

WHITE/  
OLIVER

**A-183086M1** Spindle Bushing 0.22 Lbs.  
**A-196167M1** Bearing, Thrust Spindle 0.46 Lbs.  
**A-WBKMF6** Wheel Bearing Kit 1.78 Lbs.  
**A-898346M93** Hub, Wheel 15.36 Lbs.  
 Hub uses A-WBKMF6 wheel bearing kit.

**For Models:** 275 UK, 282, 283 UK, 255 ROW CROP SN<9A282625, (270, 290 ALL STANDARD CLEARANCE)

**A-508572M92** Spindle (RH/LH) 15.15 Lbs.



**Dim/Info:**  
 A - 15.875"  
 B - 1.500"  
 C - 1.375"  
 D - .750"

CNH

CASE-IH

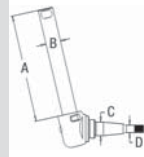
**A-183086M1** Bushing, Spindle 0.22 Lbs.  
**A-513800M1** Washer, Thrust (Spindle) 0.14 Lbs.  
**A-WBKMF2** Wheel Bearing Kit 0.90 Lbs.

MF kit number is A-835965M91

**A-519278M91** Hub, Wheel w/ Wear Sleeve 15.00 Lbs.  
**Replaces:** 183019M91, 194495M91, 510771M93

**For Models:** 1085 ADJ ROW CROP SN <-9B49496, (165, 175, 255 ALL ROW CROP)

**A-532480M92** Spindle (RH/LH) 14.65 Lbs.



**Dim/Info:**  
 A - 14.875"  
 B - 1.500"  
 C - 1.375"  
 D - .750"

BELARUS

BOBCAT

JCB

JOHN  
DEERE

**A-183086M1** Bushing, Spindle 0.22 Lbs.  
**A-513800M1** Washer, Thrust (Spindle) 0.14 Lbs.  
**A-WBKMF2** Wheel Bearing Kit 0.90 Lbs.

MF kit number is A-835965M91

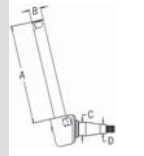
**A-519278M91** Hub, Wheel w/ Wear Sleeve 15.00 Lbs.  
**Replaces:** 183019M91, 194495M91, 510771M93

**For Models:** 1085 Row Crop SN 9B49496-> & STD Axle, 255 Row Crop SN 9A324146->, 265 Row Crop SN 9A324139->, 275 Row Crop

LEYLAND

LONG

**A-553311** Spindle (RH/LH) 18.30 Lbs.



**Dim/Info:**  
 A - 15.875"  
 B - 1.500"  
 C - 1.796"  
 D - 1.250"

McCORMICK

OTHER

RENAULT

SAME

**A-183086M1** Bushing, Spindle 0.22 Lbs.  
**A-513800M1** Washer, Thrust (Spindle) 0.14 Lbs.  
**A-WBKMF3** Wheel Bearing Kit 1.83 Lbs.  
**A-532781M92** Hub, Wheel 19.30 Lbs.

Hub uses A-WBKMF3 wheel bearing kit & A-WB916 wheel bolt.

**For Models:** 1080, 1085, 165, 175, 180, 185, 255, 265, 275, 285 HVY DUTY HI-CLEARANCE

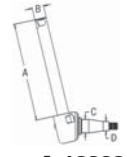
VERSATILE

YANMAR

ZETOR

SCHWARTZ  
SPEECO

**A-553312** Spindle (RH/LH) 17.80 Lbs.



**Dim/Info:**  
 A - 14.875"  
 B - 1.500"  
 C - 1.796"  
 D - 1.250"

**A-183086M1** Bushing, Spindle 0.22 Lbs.

**A-513800M1** Washer, Thrust (Spindle) 0.14 Lbs.

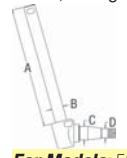
**A-WBKMF3** Wheel Bearing Kit 1.83 Lbs.

**A-532781M92** Hub, Wheel 19.30 Lbs.

Hub uses A-WBKMF3 wheel bearing kit & A-WB916 wheel bolt.

**For Models:** 1080, 1085, 165, 175, 180, 185, 255, 265, 275, 285 HVY DUTY HI-CLEARANCE

**A-906186M95** Spindle (RH/LH) 17.73 Lbs.  
 2 WD, Straight

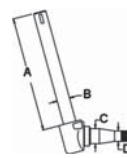


**Dim/Info:**  
 A - 15.937"  
 B - 1.496"  
 C - 1.795"  
 D - 1.249"

**For Models:** 595, 1080 FRENCH

**A-883569M93** Spindle (RH) 18.36 Lbs.

**A-883570M93** Spindle (LH) 18.36 Lbs.



**Dim/Info:**  
 A - 16"  
 B - 1.495"  
 C - 1.795"  
 D - 1.250"

**A-183086M1** Bushing, Spindle 0.22 Lbs.

**A-196167M1** Bearing, Thrust Spindle 0.46 Lbs.

**A-WBKMF6** Wheel Bearing Kit 1.78 Lbs.

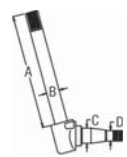
**A-898346M93** Hub, Wheel 15.36 Lbs.

Hub uses A-WBKMF6 wheel bearing kit.

**For Models:** 165 UK MODEL W/ HEAVY DUTY ROW CROP FRONT AXLE, (270, 282, 290, 670, 690 ALL W/ ROW CROP FRONT AXLE), 255 W/ SN 9A282625> W/ ROW CROP FRONT AXLE

**A-1675753M91** Spindle (RH) 17.14 Lbs.

**A-1675754M91** Spindle (LH) 21.74 Lbs.



**Dim/Info:**  
 A - 13.500"  
 B - 1.496"  
 C - 1.796"  
 D - 1.250"

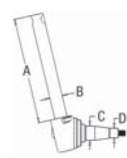
**A-WBKMF6** Wheel Bearing Kit 1.78 Lbs.

**A-1625298M2** Hub, Front Wheel 12.50 Lbs.

**For Models:** 298, 698, 699

**A-522545M91** Spindle (RH) 29.08 Lbs.

**A-522546M91** Spindle (LH) 27.28 Lbs.



**Dim/Info:**  
 A - 15.000"  
 B - 1.745"  
 C - 2.000"  
 D - 1.375"

**A-513804M1** Bushing 0.32 Lbs.

**A-503568M1** Washer, Thrust (Spindle) 0.12 Lbs.

**A-503935M1** Washer, Thrust 0.14 Lbs.

**A-WBKMF4** Wheel Bearing Kit 3.27 Lbs.

MF kit number is A-839100M91

**A-519257M92** Hub, Front Wheel 21.70 Lbs.

Hub uses A-WBKMF4 wheel bearing kit

**For Models:** 1105, 1135, 1150, 1155, (1100, 1130 ALL W/ SN 9B23680->)

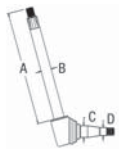
\*\*\* Truck icon indicates the item is shipped via truck freight. \*\*\*



# Front Axle/Steering Parts

Parts are not original equipment parts and are not sponsored, affiliated, or otherwise connected with any major brand.

**A-3046436M91** Spindle (RH) 30.00 Lbs.  
**A-3046437M91** Spindle (LH) 31.60 Lbs.



**Dim/Info:**  
 A - 19.625"  
 B - 1.744"  
 C - 2.000"  
 D - 1.375"

**A-513804M1** Bushing 0.32 Lbs.

**A-22010X** Bearing, Thrust Spindle 0.41 Lbs.

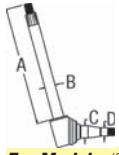
**A-WBKMF4** Wheel Bearing Kit 3.27 Lbs.

MF kit number is A-839100M91

**For Models:** (2675, 2705 ALL SN 9R007193>)

**A-3040893M92** Spindle (RH) 30.00 Lbs.

**A-3040894M92** Spindle (LH) 31.60 Lbs.



**Dim/Info:**  
 A - 19.625"  
 B - 1.744"  
 C - 2.000"  
 D - 1.375"

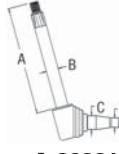
**For Models:** (2675, 2705 ALL SN <9R007193)

**A-3040891M91** Spindle (RH) 29.00 Lbs.

**Replaces:** 3038450M92 w/ nut & washer.

**A-3040892M91** Spindle (LH) 29.00 Lbs.

**Replaces:** 3038451M92 w/ nut & washer.



**Dim/Info:**  
 A - 15.687"  
 B - 1.870"  
 C - 2.000"  
 D - 1.375"

**A-3038101M1** Bushing 0.34 Lbs.

**A-22010X** Bearing, Thrust Spindle 0.41 Lbs.

**A-3046095M1** Washer Set, Thrust 0.33 Lbs.

**A-3046098M1** Washer Set, Thrust 0.32 Lbs.

**A-WBKMF4** Wheel Bearing Kit 3.27 Lbs.

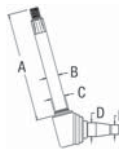
MF kit number is A-839100M91

**For Models:** 2745, 2775, 2805

**A-3045731M92** Spindle (RH) 33.88 Lbs.

Upright shaft has gradual increased from 1.870" to 1.962" at thrust bearing area

**A-3045732M92** Spindle (LH) 29.00 Lbs.



**Dim/Info:**  
 A - 15.687"  
 B - 1.870"  
 C - 2.000"  
 D - 1.375"

**A-3038101M1** Bushing 0.34 Lbs.

**A-22010X** Bearing, Thrust Spindle 0.41 Lbs.

**A-3046095M1** Washer Set, Thrust 0.33 Lbs.

**A-3046098M1** Washer Set, Thrust 0.32 Lbs.

**A-WBKMF4** Wheel Bearing Kit 3.27 Lbs.

MF kit number is A-839100M91

**For Models:** 2745, 2775, 2805

**A-3599263M1** Bearing, Thrust 0.10 Lbs.

**Replaces:** 1860036M2



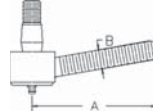
**For Models:** 240, 253, 263, 265S, 271, 275 UK, 281, 282, 283 UK, 285S, 290 UK, 298, 360, 362, 698, 699

**A-850036M1** Bearing, Spindle Thrust 0.33 Lbs.



**For Models:** PONY

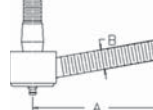
**A-674393M91** Tie Rod End 1.25 Lbs.



**Dim/Info:**  
 A - 4.380"  
 B - .687" - 18 RH Thrd.

**For Models:** 20C, 30B, 30D, 40B, 4500, (235, 245 ALL ORCHARD SN 9A253749>)

**A-674394M91** Tie Rod End 1.25 Lbs.



**Dim/Info:**  
 A - 4.380"  
 B - .687" - 18 LH Thrd.

**For Models:** 20C, 30B, 30D, 40B, 4500, 235 ORCHARD DSL SN <9A2106457, 245 ORCHARD SN 9A253749>

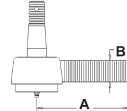
**A-674395M1** Tie Rod Tube 5.17 Lbs.



**Dim/Info:**  
 38.440" Long  
 1" O.D.  
 .625" I.D.

**For Models:** 20C, 30B, 30D, 40B, 4500, 235 ORCHARD DSL SN <9A210647, 245 ORCHARD SN 9A253749>

**A-825695M91** Drag Link End, Front 0.91 Lbs.

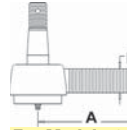


**Dim/Info:**  
 A - 3 1/8" TRACTOR  
 B - 0.656" - 19 RH Thrd.  
 TRACTOR

**For Models:** TEA20, TED20, TEF20

**A-180381M91** Drag Link End 1.00 Lbs.

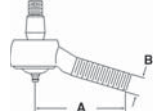
**Replaces:** 1862029M91, 194606M91, 826751M91, 826756M91, 968406M91



**Dim/Info:**  
 A - 3.250"  
 B - .687"  
 18 RH Thread

**For Models:** 30, 35, TEA20, TED20, TEF20, TO20, TO30, TO35, 135 EARLY, 135 UK, 2135

**A-180391M91** Drag Link End 1.02 Lbs.



**Dim/Info:**  
 A - 3.594"  
 B - .687"  
 18 LH Thread

**For Models:** TO20, 30, 350, 135 EARLY

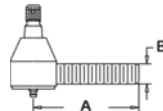
**A-893607M91** Drag Link End, Rear 0.56 Lbs.



**Dim/Info:**  
 A - 2.875"  
 B - .656" - 19 LH Thrd.

**For Models:** TEA20, TED20, TEF20

**A-3475538M91** Tie Rod End 1.94 Lbs.



**Dim/Info:**  
 A - 4.250"  
 B - M24 X 1.5 LH Thread

**For Models:** (50H, 50HX, 60H ALL W/ CARRARO 4WD), (25, 40E, 6500H, 6800H ALL 4WD)

AGCO

ALLIS  
CHALMERS

DEUTZ

MASSEY  
FERGUSON

WHITE/  
OLIVER

CNH

CASE-IH

FORD / NEW  
HOLLAND

FIAT

BELARUS

BOBCAT

JCB

JOHN  
DEERE

KUBOTA

LANDINI

LEYLAND

LONG

McCORMICK

OTHER

RENAULT

SAME

VALTRA

VERSATILE

YANMAR

ZETOR

SCHWARTZ  
SPEECO

\*\*\* Truck icon indicates the item is shipped via truck freight.\*\*\*

# Front Axle/Steering Parts

Parts are not original equipment parts and are not sponsored, affiliated, or otherwise connected with any major brand.


	<b>A-3475543M91</b> Tie Rod End	1.94 Lbs.	<i>Dim/Info:</i> A - 4.250" B - M24 X 1.5 RH Thread
<b>AGCO</b>			
<b>ALLIS CHALMERS</b>	<i>For Models:</i> 45 HANDLER, (50H, 50HX, 60H ALL W/ CARRARO 4WD)		
<b>DEUTZ</b>	<b>A-518434M91</b> Drag Link Assembly	15.50 Lbs.	<i>Replaces:</i> 505371M91
<b>MASSEY FERGUSON</b>			<i>Dim/Info:</i> A - 43.75" Thread .625"
<b>WHITE/ OLIVER</b>	<i>For Models:</i> 3165, 175 CONT. GAS, (165, 30 ALL DSL)		
	<b>A-553321</b> Complete Tie Rod Assembly (RH)	6.97 Lbs.	Consist of: parts listed below, plus hardware.
<b>CNH</b>			
<b>CASE-IH</b>	<b>A-186235M91</b> Tie Rod, Long	2.74 Lbs.	<i>Dim/Info:</i> A - 16" B - .737" 7 Set Screw holes.
<b>FORD / NEW HOLLAND</b>			
<b>FIAT</b>	<b>A-182517M91</b> Center Tube (RH)	2.00 Lbs.	<i>Dim/Info:</i> A - 18.375"
	<b>A-182519M91</b> Tie Rod, Inner (RH)	2.04 Lbs.	<i>Dim/Info:</i> A - 6.000" B - .812" - 16 RH
<b>BELARUS</b>	<b>A-CLP12</b> Clamp	0.16 Lbs.	<i>For Models:</i> 65 GAS SN <-671680 / DIESEL SN <-667918, 50 SN <-528163, 765 SN 526080->
<b>BOBCAT</b>			
<b>JCB</b>	<b>A-186236M91</b> Tie Rod, Long (RH)	2.74 Lbs.	<i>Dim/Info:</i> A - 16" B - .737" 7 Set Screw Holes
<b>JOHN DEERE</b>			<i>For Models:</i> F40, 50 SN <-528163, 65 GAS SN <-671680 / DIESEL SN <-667918
<b>KUBOTA</b>	<b>A-182510M91</b> Tie Rod Tube (LH)	2.70 Lbs.	<i>Replaces:</i> 186061M91, 880012M92, 881888M92
<b>LANDINI</b>			<i>Dim/Info:</i> A - 15.380 B - .758" I.D.
<b>LEYLAND</b>	<i>For Models:</i> F40, 150, 50 SN <-533422, 65 GAS SN <-692932 / DIESEL SN <-692932, 65 HD, 765 HD SN 526081->		
<b>LONG</b>	<b>A-192865M1</b> Tie Rod, Notched (RH)	3.76 Lbs.	<i>Dim/Info:</i> A - 15.487" B - .937" 7 notches on top
<b>MCCORMICK</b>			
<b>OTHER</b>	<i>For Models:</i> 150, 165, 50, 65		
<b>RENAULT</b>	<b>A-192863M1</b> Tie Rod	2.88 Lbs.	<i>Dim/Info:</i> A - 6.500" B - 1.000" 16 UN Thread
<b>SAME</b>			
<b>VALTRA</b>	<i>For Models:</i> 150, 165, 50 SN 533423->, 65 SN 692932->		
<b>VERSATILE</b>	<b>A-192862M1</b> Tie Rod Tube	2.60 Lbs.	<i>Dim/Info:</i> A - 17.250" B - .953" I.D.
<b>YANMAR</b>			<i>For Models:</i> 150, 165, 50 SN 533423->, 65 SN 692932->
<b>ZETOR</b>	<b>A-196059M1</b> Jam Nut, Drag Link	0.05 Lbs.	<i>Dim/Info:</i> .812" NF RH THREAD
<b>SCHWARTZ SPEECO</b>			<i>For Models:</i> 150, 165, 175, 202, 203, 204, 205, 50, 65, 135 ORCHARD
	<b>A-1032256M91</b> Tie Rod Tube (LH)	1.14 Lbs.	<i>Dim/Info:</i> 10.940" Long 1" O.D.
			<i>For Models:</i> 265 ORCHARD NARROW
	<b>A-193820M1</b> Tie Rod Tube	5.44 Lbs.	<i>Dim/Info:</i> 31.38" Long 1.250" O.D.
			<i>For Models:</i> 50, 50A, 302, 356 W/SHOVEL BLADE OR FOR LIFT
	<b>A-192866M1</b> Tie Rod, Notched (LH)	3.58 Lbs.	<i>Dim/Info:</i> A - 14.560" B - .937"
			<i>For Models:</i> 150, 165, 50 SN 533423->, 65 SN 692932->
	<b>A-192864M1</b> Tie Rod w/ End	3.70 Lbs.	<i>Dim/Info:</i> A - 15.250" B - .950" I.D.
			<i>For Models:</i> 150, 165, 50 SN 533423->, 65 SN 692932->
	<b>A-183388M91</b> Tie Rod	3.80 Lbs.	<i>Replaces:</i> 189228M91
			<i>Dim/Info:</i> A - 4.000" B - .812"-16 RH Thrd.
	<i>For Models:</i> 50 MULTI-PURPOSE, 65 UTIL SN <685256, 88 WESTERN, SUPER 90 WHEAT / RICE		
	<b>A-193821M1</b> Tie Rod	4.28 Lbs.	<i>Dim/Info:</i> A - 7.500" B - 1.000" RH Thread
			<i>For Models:</i> 50, 50A, 50C, 50D, 2500, 6500, (302, 304 ALL SN 11970021->), 356 SN 670001371->
	<b>A-193822M1</b> Tie Rod	4.28 Lbs.	<i>Dim/Info:</i> LH Thread A - 7.250" Long
			<i>For Models:</i> 2500, 50, 50A, 50C, 50D, 6500
	<b>A-508556M3</b> Tie Rod Tube	5.76 Lbs.	<i>Dim/Info:</i> 33.000" Long 1.250" O.D.
			<i>For Models:</i> 50C, 50D, 6500, 90 SUPER, 2500 WHEN USING 9.50X15" TIRES
	<b>A-186145M92</b> Complete Tie Rod Assembly (RH)	7.54 Lbs.	Consist of: parts listed below, plus hardware.
	<b>A-186066M91</b> Tie Rod, Outer (RH)	2.68 Lbs.	<i>Replaces:</i> 881883M91, 880009M92
			<i>Dim/Info:</i> A - 15.000" B - .742"
	<b>A-186065M91</b> Tie Rod Tube w/ Clamp	2.17 Lbs.	<i>Dim/Info:</i> A - 19.000"
	<b>A-186077M92</b> Tie Rod	2.64 Lbs.	<i>Dim/Info:</i> A - 6.500" 186145M92 B - .812" - 16 RH 186145M92
	<b>A-CLP12</b> Clamp	0.16 Lbs.	<i>For Models:</i> 150, 65 GAS SN 671680-692932 / DIESEL SN 667918-69293, (32, 99 ALL IDRS), 50 SN 528163-533422

\*\*\* Truck icon indicates the item is shipped via truck freight. \*\*\*

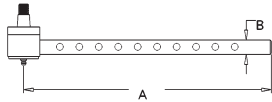
# Front Axle/Steering Parts

Parts are not original equipment parts and are not sponsored, affiliated, or otherwise connected with any major brand.

**A-186146M91** Complete Tie Rod Assembly (LH) 5.41 Lbs.  
Consist of: parts listed below, plus hardware.




**A-186063M91** Tie Rod, Outer (LH) 2.38 Lbs.  
**Replaces:** 894173M91, 880008M92, 182507M91, 880003M1, 880088M91, 881884M91



**Dim/Info:**  
A - 15.000"  
B - .742"

**A-186061M91** Tie Rod, Inner (LH) 2.70 Lbs.



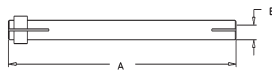
**Dim/Info:**  
A - 15.250" Long

**For Models:** 50 SN 528163-533422, 65 GAS SN 671618-692932, DSL SN 667918-692932, ALSO HD, 150, 765 HD SN 526081->

**A-553318** Tie Rod Assembly (RH) 9.87 Lbs.

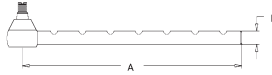


**A-192862M1** Tie Rod Tube 2.60 Lbs.



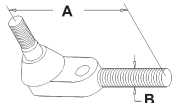
**Dim/Info:**  
A - 17.250"  
B - .953" I.D.

**A-192865M1** Tie Rod, Notched (RH) 3.76 Lbs.



**Dim/Info:**  
A - 15.487"  
B - .937"  
7 notches on top

**A-192863M1** Tie Rod 2.88 Lbs.



**Dim/Info:**  
A - 6.500"  
B - 1.000"  
16 UN Thread

**A-192861M1** Clamp, Tie Rod 0.24 Lbs.




**A-192928M1** Jam Nut 0.24 Lbs.



**For Models:** 150, 165, 50 SN 533423->, 65 SN 692932->

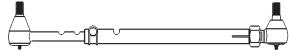
**A-1054588M91** Tie Rod Tube (RH) 2.88 Lbs.



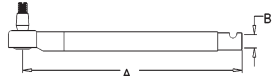
**Dim/Info:**  
18" Long

**For Models:** 265 NARROW ORCHARD SN 9A349239->

**A-553319** Tie Rod Assembly (LH) 7.63 Lbs.



**A-192864M1** Tie Rod w/ End 3.70 Lbs.



**Dim/Info:**  
A - 15.250"  
B - .950" I.D.

**A-192866M1** Tie Rod, Notched (LH) 3.58 Lbs.



**Dim/Info:**  
A - 14.560"  
B - .937"

**A-192861M1** Clamp, Tie Rod 0.24 Lbs.

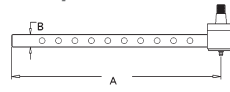


**For Models:** 150, 165, 50, 65

**A-553322** Complete Tie Rod Assembly 6.00 Lbs.

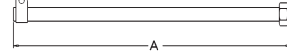


**A-880010M92** Tie Rod, Outer (RH) 2.38 Lbs.  
**Replaces:** 894054M91



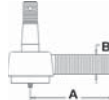
**Dim/Info:**  
A - 12.750"  
B - .742"

**A-894124M91** Center Tube (RH) 2.36 Lbs.



**Dim/Info:**  
A - 21.125"

**A-182534M91** Drag Link End 1.34 Lbs.

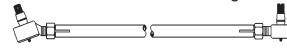


**Dim/Info:**  
A - 3.750"  
B - .812"  
16 RH thread

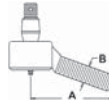
**A-CLP12** Clamp 0.16 Lbs.

**For Models:** (65, 765 ALL SN 526081->), (175, 178 ALL SN 724936->)

**A-180780M92** Drag Link Assembly 4.93 Lbs.

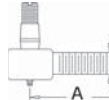


**A-193733M91** Tie Rod, LH Thread 1.03 Lbs.



**Dim/Info:**  
A - 3.312"  
B - .687" 18 LH Thread

**A-180507M91** Tie Rod, RH Thread 0.78 Lbs.



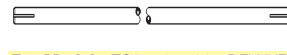
**Dim/Info:**  
A - 3.160"  
B - .687" 18 RH Thread

**A-193068M1** Jam Nut, LH Thread 0.10 Lbs.

**A-193067M1** Jam Nut, RH Thread 0.10 Lbs.




**A-193069M1** Tie Rod Tube 2.88 Lbs.




**Dim/Info:**  
34.810" long

**For Models:** T035, 35, 135 DELUXE / SPECIAL, 235 STD SWEPT AXLE, 230 SWEPT AXLE SN <-9A349239, (20, 2135 ALL TURF)

**A-553323** Complete Tie Rod Assembly (LH) 5.51 Lbs.  
Consist of: parts listed below, plus hardware. These tie rods fit European production tractors only, but can be used on North American models if installing as either a complete RH or




**A-881736M92** Tie Rod (RH/LH) 2.64 Lbs.



**Dim/Info:**  
A - 14.750" 553323  
B - .742" 553323

**A-886797M91** Tie Rod, Inner (LH) 2.90 Lbs.



**Dim/Info:**  
A - 15.500" 553323

**For Models:** 165, 168, 185, 255, 265, 270, 275, 282, 283, 290, 565, 590, 675, 690, (175, 178HD ALL SN 724937->)

AGCO

ALLIS  
CHALMERS

DEUTZ

MASSEY  
FERGUSON

WHITE/  
OLIVER

CNH

CASE-IH

FORD / NEW  
HOLLAND  
FIAT

BELARUS

BOBCAT

JCB

JOHN  
DEERE

KUBOTA

LANDINI

LEYLAND

LONG

McCORMICK

OTHER

RENAULT

SAME

VALTRA

VERSATILE

YANMAR

ZETOR

SCHWARTZ  
SPEECO

\*\*\* Truck icon indicates the item is shipped via truck freight.\*\*\*

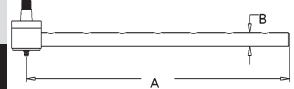
# Front Axle/Steering Parts

Parts are not original equipment parts and are not sponsored, affiliated, or otherwise connected with any major brand.

**A-553324** Complete Tie Rod Assembly (RH) 6.16 Lbs.  
Consist of: parts listed below, plus hardware. These tie rods fit European production tractors only, but can be used on North American models if installing as either a complete RH or

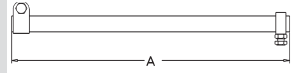


**A-881736M92** Tie Rod (RH/LH) 2.64 Lbs.



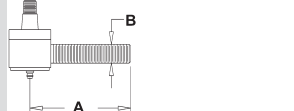
**Dim/Info:**  
A - 14.750" 553323  
B - .742" 553323

**A-886801M91** Center Tube (RH) 2.32 Lbs.



**Dim/Info:**  
A - 17.750"

**A-886802M91** Tie Rod, Inner (RH) 1.42 Lbs.

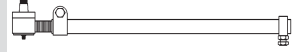


**Dim/Info:**  
A - 4.000"  
B - .812" - 16 RH

**For Models:** 165, 168, 185, 188, 255, 265, 270, 275, 282, 283, 290, 565, 575, 590, 675, 690, 175 SN 724933->

**A-1810366M91** Center Tube (RH) w/ Tie Rod End 3.74 Lbs.  
This tube w/ tie rod end can be used w/ A-881736M92 (shown above) for a complete assembly for the listed applications.

**Replaces:** 881741M92, 898053M91



**Dim/Info:**  
17.750" Long  
1.032" I.D.

**For Models:** 165, 168, 185, 188, (175, 178 ALL SN 724937->)

**A-1028261M1** Tie Rod Clamp 0.18 Lbs.




**For Models:** 255, 275, 265 STD / RC, 175 STD, ORCH, RC WIDE, 165 STD, RC, ORCH, (30, 3165 ALL TURF)

**A-1028267M1** Tie Rod Clamp 0.45 Lbs.



**For Models:** (1080, 1085 ALL ADJ TREAD RC), 180 WIDE RC

**A-553325** Complete Tie Rod Assembly (LH) 6.02 Lbs.  
Consist of: parts listed below , plus hardware.




**A-1028098M91** Tie Rod, Inner (LH) 1.53 Lbs.



**Dim/Info:**  
A - 4.812" 553325  
B - 1.000" Female 553325

**A-1028099M91** Tube, Inner (LH) 1.40 Lbs.

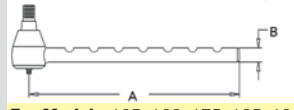


**Dim/Info:**  
A - 13.625"

**A-192928M1** Jam Nut 0.24 Lbs.



**A-1028262M91** Tie Rod, Outer 2.76 Lbs.




**Dim/Info:**  
A - 15.000"  
B - .750"  
(7) Notches on top

**For Models:** 165, 168, 175, 185, 188, 255, 265, 275, 285, 290, (30, 31 ALL IND)

**A-553326** Complete Tie Rod Assembly (RH) 6.00 Lbs.  
Consist of: parts listed below, plus hardware.



**A-1028264M91** Tube, Inner w/ ball joint end (RH) 3.11 Lbs.



**Dim/Info:**  
A - 20.125" 553326  
B - .750" I.D. 553326

**A-1028262M91** Tie Rod, Outer 2.76 Lbs.



**Dim/Info:**  
A - 15.000"  
B - .750"  
(7) Notches on top

**For Models:** 165, 168, 175, 185, 188, 255, 265, 275, 285, 290, (30, 31 ALL IND)

**A-1028514M91** Tie Rod (LH) 4.40 Lbs.



**Dim/Info:**  
A - 16.875"  
B - 4.750"  
C - 1.00" - 16 UN RH Thrd.

**For Models:** 175, 30, 31, 3165

**A-507436M91** Tie Rod (RH) 6.62 Lbs.



**Dim/Info:**  
A - 23.125"  
B - 1.000"

**For Models:** 175, 30, 31, 3165

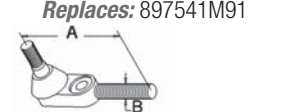
**A-884797M91** Complete Drag Link Assembly 14.84 Lbs.



**Dim/Info:**  
A - 43.500"

**For Models:** 265S TURKEY, (165, 275 ALL UK)

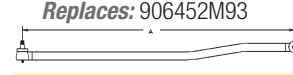
**A-881889M91** Tie Rod End 2.94 Lbs.



**Replaces:** 897541M91  
**Dim/Info:**  
A - 6.5"  
B - 1.00 - 16 RH Thread

**For Models:** (175 UK, 178 ALL SN <724935), (175, 178 ALL UK MODEL W/ NORMAL DUTY FRONT AXLE)

**A-885549M91** Drag Link Assembly 12.08 Lbs.



**Replaces:** 906452M93  
**Dim/Info:**  
A - 46.190"

**For Models:** (175 UK, 178 ALL SN 724936>), 265S SN 0013058U91> W/ 4.41 Engine, 282, 290 UK

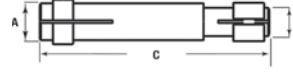
**A-1675897M2** Tie Rod Tube 0.78 Lbs.



**Dim/Info:**  
7.41" Long  
1.187" O.D.

**For Models:** 298, (698, 699 ALL 2WD)

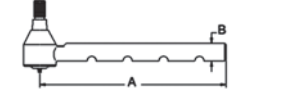
**A-1675919M91** Tie Rod Tube 2.28 Lbs.



**Dim/Info:**  
A - 1.187 I.D.  
B - 9.37 I.D.  
C - 9.84" Long

**For Models:** 298, (698, 699 ALL W/ 2WD)

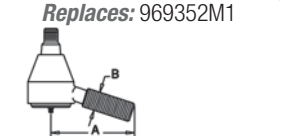
**A-1678023M1** Tie Rod 2.84 Lbs.



**Dim/Info:**  
A - 10.380"  
B - .937"

**For Models:** 298, (698, 699 ALL W/ 2WD)

**A-826752M92** Link End, Rear Drag 1.06 Lbs.



**Replaces:** 969352M1  
**Dim/Info:**  
A - 3.060"  
B - .687 - 18 LH THRD

**For Models:** 240 MAN STRG SN 522354-A20286, 2135 NARROW, 135 VINEYARD

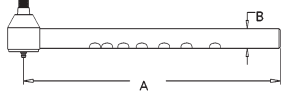
\*\*\* Truck icon indicates the item is shipped via truck freight. \*\*\*



# Front Axle/Steering Parts

Parts are not original equipment parts and are not sponsored, affiliated, or otherwise connected with any major brand.

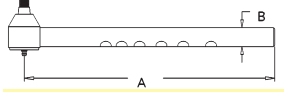
**A-1860412M2** Link, Front Drag (RH) 1.18 Lbs.



**Dim/Info:**  
A - 7.875"  
B - .583"

**For Models:** 135, 148, 230, 240, 250, 550

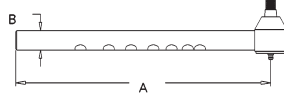
**A-1860564M2** Link, Front Drag (LH) 1.30 Lbs.



**Dim/Info:**  
A - 7.875"  
B - .583"

**For Models:** 135, 230, 240, 148 W/PS

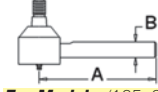
**A-1860408M2** Link, Front Drag (LH) 1.18 Lbs.



**Dim/Info:**  
A - 7.875"  
B - .583"

**For Models:** 230, 240, 250, 550, 135 SN 140128->, 148 W/ MANUAL STRG

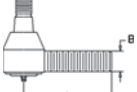
**A-908825M1** Drag Link End 1.02 Lbs.



**Dim/Info:**  
A - 4.690"  
B - .625"

**For Models:** (135, 235 ALL VINEYARD, STRAIGHT AXLE), 245 VINEYARD, STRAIGHT AXLE, SN-9A349239

**A-1821234M91** Tie Rod End 1.42 Lbs.



**Dim/Info:**  
A - 4"  
B - .812"-16 RH Thread

**For Models:** (154-4, 184-4, 254-4, 274-4, 294-4, 670, 690 ALL W/ 4WD)

**A-342660M1** Cylinder End 1.80 Lbs.

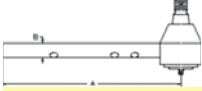


**Replaces:** 1809676M91, 1617826M91, 1617868M3,

**Dim/Info:**  
A - 3.250"  
B - M18 X 1.5 RH Thread

**For Models:** 294-4 SN 223000321> W/ 4WD, (154-4, 184-4, 254-4, 2640, 274-4, 670, 690, 698 ALL W/ 4WD), 24, 25

**A-3027647M1** Tie Rod (LH) 1.50 Lbs.



**Dim/Info:**  
A - 7.500"  
B - 0.589"

**For Models:** 231, 240P

**A-3027646M1** Tie Rod (RH) 1.50 Lbs.



**Dim/Info:**  
A - 7.500"  
B - 0.589"

**For Models:** 231, 240P

**A-1692144M1** Tie Rod 1.34 Lbs.



**Replaces:** 1860565M2

**Dim/Info:**  
A - 7.750"  
B - .582"

**For Models:** 240, 250, 20D W/ ADJ AXLE

**A-1808432M1** Tie Rod 1.16 Lbs.

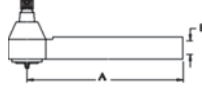


**Replaces:** 964343M1

**Dim/Info:**  
A - 6.625"  
B - .625"

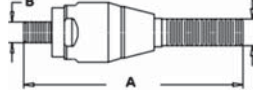
**For Models:** 240 MAN STRG

**A-3429173M1** Tie Rod w/ Tube 2.72 Lbs.



**Dim/Info:**  
A - 7"  
B - M24 X 1.5 RH Thread


**A-3428268M1** Tie Rod End 2.18 Lbs.



**Dim/Info:**  
A - 7"  
B - M18 X 1.5 RH Thread  
C - M18 X 1.5 RH Thread

**For Models:** 240 4WD SN A20286>, (4245, 4255, 4265 ALL w/ Narrow Axle)

**A-1860411M92** Drag Link Assembly 4.28 Lbs.



**Replaces:** 964339M96, 964365M93, 1808435M91

**Dim/Info:**  
A - 39.375"  
B - .865"

**For Models:** 240 SN N01001> Manual Steering, 240S Manual Steering


**A-1032254M91** Tie Rod 2.28 Lbs.



**Dim/Info:**  
A - 12.000"  
B - .750"

**For Models:** 265 NARROW ORCHARD

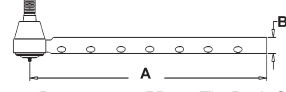
**A-3595181M92** Tie Rod Complete 5.92 Lbs.



**A-359518** Tube, Tie Rod

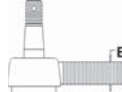
**Dim/Info:**  
33.62" Long  
1.375" O.D.

**A-3475945M91** Tie Rod, Long 7.66 Lbs.



**Dim/Info:**  
A - 29.250"  
B - 1.025"

**A-3475946M91** Tie Rod, Short 2.08 Lbs.



**Dim/Info:**  
A - 4.620"  
B - M28 X 1.5 M Thread

**For Models:** (253, 350, 360, 362 ALL UK MODEL), 240 UK SN 2773N01001->

**A-553320** Complete Tie Rod Assembly 8.40 Lbs.  
Consist of: parts listed below, plus hardware. (1) Assembly used on both LH & RH side of tractor.



**A-1028265M91** Tie Rod, Long 3.80 Lbs.



**Dim/Info:**  
A - 15.487" 553320  
B - .937" 553320  
(7) notches on top 553320

**A-1028266M91** Tube w/ Clamp 2.42 Lbs.



**Dim/Info:**  
A - 16.562"  
B - 1.000" 16 I.D. Thread

**A-1028268M92** Tie Rod, Short 1.74 Lbs.



**Dim/Info:**  
A - 3.875"  
B - 1.000"  
16 RH Thread

**A-1028269M1** Jam Nut 0.24 Lbs.



**For Models:** 1080, 1085, 180, 185

AGCO

ALLIS  
CHALMERS

DEUTZ

MASSEY  
FERGUSON

WHITE/  
OLIVER

CNH

CASE-IH

FORD / NEW  
HOLLAND

FIAT

BELARUS

BOBCAT

JCB

JOHN  
DEERE

KUBOTA

LANDINI

LEYLAND

LONG

McCORMICK

OTHER

RENAULT

SAME

VALTRA

VERSATILE

YANMAR


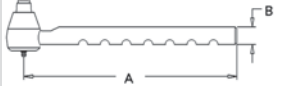











ZETOR

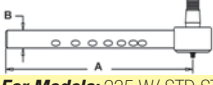




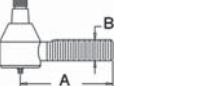
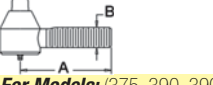

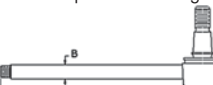

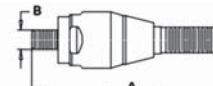
SCHWARTZ  
SPEECO

\*\*\* Truck icon indicates the item is shipped via truck freight.\*\*\*

# Front Axle/Steering Parts

Parts are not original equipment parts and are not sponsored, affiliated, or otherwise connected with any major brand.

	<b>A-553330</b> Complete Tie Rod Assembly Consist of: parts listed below, plus hardware.	8.62 Lbs.
<b>AGCO</b>		
<b>ALLIS CHALMERS</b>	<b>A-1026382M93</b> Tie Rod, Outer (RH/LH)	3.94 Lbs.
<b>DEUTZ</b>		<b>Dim/Info:</b> A - 16.312" 553330 B - .937" 553330
<b>MASSEY FERGUSON</b>	<b>A-1026380M91</b> Tube w/ Clamp, Tie Rod	2.54 Lbs.
<b>WHITE/OLIVER</b>		<b>Dim/Info:</b> A - 16.750" B - 1.000" 16 I.D. Thread
	<b>A-1026383M91</b> Tie Rod, Inner	1.74 Lbs.
		<b>Dim/Info:</b> A - 4.000" B - 1.000" 16 RH Thread
<b>CNH</b>	<b>A-192928M1</b> Jam Nut	0.24 Lbs.
		
<b>CASE-IH</b>	<b>For Models:</b> 1100, 1105, 1130, 1135, 1150, 1155	
<b>FORD / NEW HOLLAND</b>	<b>A-553327</b> Complete Tie Rod Assembly Consist of: parts listed below, plus hardware.	16.12 Lbs.
<b>FIAT</b>		
	<b>A-1048272M91</b> Tie Rod, Inner (LH)	7.05 Lbs.
		<b>Dim/Info:</b> A - 32.843" B - .937" (7) notches on top
<b>BELARUS</b>	<b>A-1048271M91</b> Tube, Tie Rod	4.90 Lbs.
<b>BOBCAT</b>		<b>Dim/Info:</b> A - 33.000" B - 1.000" 16 I.D. Thread
<b>JCB</b>		
<b>JOHN DEERE</b>	<b>A-1028269M1</b> Jam Nut	0.24 Lbs.
		
<b>KUBOTA</b>		
<b>LANDINI</b>	<b>A-1048273M91</b> Tie Rod, Short Outer (RH)	1.59 Lbs.
<b>LEYLAND</b>		<b>Dim/Info:</b> A - 3.843" B - 1.000" 16 RH Thread
<b>LONG</b>	<b>For Models:</b> 245, 20C IND	
<b>McCORMICK</b>	<b>A-1043487M91</b> Drag Link Rod (RH)	1.38 Lbs.
<b>OTHER</b>		<b>Dim/Info:</b> A - 7.870" B - .750"
<b>RENAULT</b>	<b>For Models:</b> 235 W/STD STRAIGHT AXLE	
<b>SAME</b>	<b>A-1056235M91</b> Drag Link End (RH/LH) <b>Replaces:</b> 1043489M1	1.04 Lbs.
<b>VALTRA</b>		<b>Dim/Info:</b> A - 3.312" B - .687" 18 RH thread
<b>VERSATILE</b>	<b>For Models:</b> 235 W/ STD STRAIGHT AXLE	
<b>YANMAR</b>	<b>A-1043488M91</b> Drag Link Tube (RH)	3.76 Lbs.
<b>ZETOR</b>		<b>Dim/Info:</b> 37.750" Long
<b>SCHWARTZ SPEECO</b>	<b>For Models:</b> 235 W/ STD STRAIGHT AXLE	


<b>A-1043491M91</b> Drag Link Rod (LH)	1.38 Lbs.
	<b>Dim/Info:</b> A - 7.870" B - .750"
<b>For Models:</b> 235 W/ STD STRAIGHT AXLE	
<b>A-3764027M2</b> Tie Rod w/ Tube	5.52 Lbs.
	<b>Dim/Info:</b> A - 8.750" B - M18 X 1.5 RH Thread
<b>A-3426312M1</b> Ball Joint	2.20 Lbs.
	<b>Dim/Info:</b> A - 7" B - M20 X 1.5 RH Thread C - M18 X 1.5 RH Thread
<b>For Models:</b> 365 SN<B18008 W/ AG75-85 4WD, (375, 390, 390T ALL SN B18009> W/ AG75-85 4WD), 265S TURKEY W/ AG85 4WD, (383, 393, 396 ALL W/ AG75-85 4WD), (4225, 4235 ALL W/ AG75 4WD), (4243, 4253 ALL W/ AG75-85 4WD), (4245, 4255 ALL W/ AG85 / AG105.L 4WD), (275 UK, 283 UK, 3050, 3060, 3065, 4263, 4270 ALL W/ AG85 4WD)	
<b>A-3426533M1</b> Tie Rod Tube	16.68 Lbs.
	<b>Dim/Info:</b> 43" Long 1.38" O.D.
<b>For Models:</b> (375, 390, 390T ALL W/ MFWD)	
<b>A-3426736M1</b> Tie Rod	12.14 Lbs.
	<b>Dim/Info:</b> 38.620" Long 1.250" O.D.
<b>For Models:</b> 360 MFWD	
<b>A-3427685M3</b> Tie Rod	1.70 Lbs.
	<b>Dim/Info:</b> A - 4.310" B - M24 X 1.5 RH THRD
<b>For Models:</b> 360 MFWD SN 0997>	
<b>A-3426773M3</b> Tie Rod	1.70 Lbs.
	<b>Dim/Info:</b> A - 4.220" B - M24 X 1.5 RH Thrd.
<b>For Models:</b> (375, 390, 390T, 398 ALL W/ MFWD), 360 W/ MFWD SN <0947, 399 W/ MFWD W/ 1006.6 ENG	
<b>A-392842X1</b> Jam Nut, Tie Rod	0.21 Lbs.
	
<b>For Models:</b> 360 W/ MFWD, 362, (375, 383, 390, 390T, 393, 394S, 399 ALL W/ MFWD)	
<b>A-3443036M91</b> Power Steering Cylinder Piston Rod	2.00 Lbs.
Used w/ power steering cylinder 3401553M92 or 3401553M92.	
	<b>Dim/Info:</b> A - 8.500" B - 0.6045"
<b>For Models:</b> 20F, 30E, 360, 362, 40E, 240 SN N01001>	
<b>A-3764028M2</b> Tie Rod w/ Tube	6.32 Lbs.
	<b>Dim/Info:</b> A - 10.375" B - M18 X 1.5 RH Thread
<b>A-3426312M1</b> Ball Joint	2.20 Lbs.
	<b>Dim/Info:</b> A - 7" B - M20 X 1.5 RH Thread C - M18 X 1.5 RH Thread
<b>For Models:</b> 398 SN B18009> W/ AG105 4WD AXLES, 399 W/ 1006.6 ENG. W/ AG105 4WD AXLES, (4255, 4270, 6150, 6255, 6265 ALL W/ AG105 4WD AXLE), 4245 W/ AG105 4WD AXLES	

\*\*\* Truck icon indicates the item is shipped via truck freight. \*\*\*

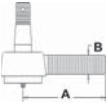
# Front Axle/Steering Parts

Parts are not original equipment parts and are not sponsored, affiliated, or otherwise connected with any major brand.

**A-553328** Complete Tie Rod Assembly (RH) 8.74 Lbs.  
Consist of: parts listed below, plus hardware.



**A-1044294M91** Tie Rod, Outer (RH) 1.80 Lbs.



**Dim/Info:**  
A - 5.031"  
B - 1.000" 16 RH Thread

**A-1044296M91** Tube 2.84 Lbs.



**Dim/Info:**  
18.875" Long

**A-192928M1** Jam Nut 0.24 Lbs.




**A-1044295M91** Tie Rod, Inner (RH) 3.70 Lbs.



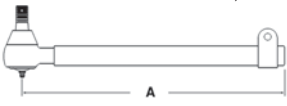
**Dim/Info:**  
A - 15.500" 553328  
B - .937" (7) side groove  
553328

**For Models:** 285, 245 W/HVY DUTY FRONT

**A-553329** Complete Tie Rod Assembly (LH) 7.78 Lbs.  
Consist of: parts listed below, plus hardware.



**A-1044297M91** Tube, Tie Rod w/ Ball Joint End (LH) 3.84 Lbs.



**Dim/Info:**  
A - 17.000" 553329

**A-1044298M91** Tie Rod (LH) 2.64 Lbs.



**Dim/Info:**  
A - 15.500" 553329  
B - .937" 553329  
(7) side grooves 553329

**For Models:** 285, 245 W/ HVY DUTY FRONT

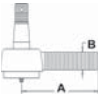
**A-553331** Complete Tie Rod Assembly 6.12 Lbs.  
Consist of: parts listed below, plus hardware.



**A-1028095M91** Tie Rod, Outer (LH/RH) 4.02 Lbs.



**A-1026383M91** Tie Rod, Inner 1.74 Lbs.



**Dim/Info:**  
A - 4.000"  
B - 1.000"  
16 RH Thread


**A-192928M1** Jam Nut 0.24 Lbs.



**For Models:** 1135 WESTERN NOT ADJ WIDE FRONRS, (1100, 1105, 1130, 1150, 1155 ALL WESTERN NOT ADJ WIDE FRONTS)

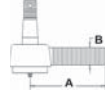
**A-886796M92** Tie Rod Assembly (LH) 4.90 Lbs.  
Consists of: A-886797M91, A-881736M91 tie rods.

**A-886800M92** Tie Rod Assembly (RH) 5.46 Lbs.  
Consists of: A-881736M92 tie rod, A-886801M91 tube & A-886802M91 tie rod



**For Models:** 165 South Africa Only, 255, 265S, 271, 275 UK, 281, 283, 283 UK, 290, 290 UK

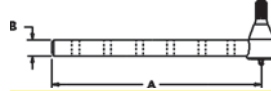
**A-1034059M92** Tie Rod End 1.49 Lbs.



**Dim/Info:**  
A - 3.750"  
B - .813"  
RH Thread

**For Models:** (1080, 1085, 180 ALL WESTERN FIXED THREAD)

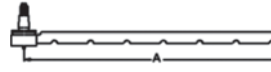
**A-1807258M1** Tie Rod 4.04 Lbs.



**Dim/Info:**  
A - 14.12"  
B - 1.10"

**For Models:** 1080, 1085, 592, 595

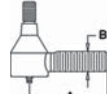
**A-3033243M3** Tie Rod 6.44 Lbs.



**Dim/Info:**  
A - 28.810"  
B - .937"

**For Models:** (2640, 3505, 3525, 3545 ALL W/ 2WD)

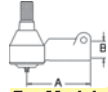
**A-3033244M2** Tie Rod 1.62 Lbs.



**Dim/Info:**  
A - 3.870"  
B - 1"-16 RH Thrd.

**For Models:** (2640, 3505, 3525, 3545 ALL W/ 2WD)

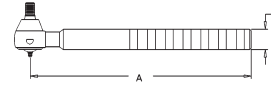
**A-3599679M91** Ball Joint, Steering Cylinder 3.42 Lbs.



**Dim/Info:**  
A - 4.130"  
B - M28 X 1.5 Thrd.

**For Models:** 365 SN <B18009, 375 SN P33139>, 383, (390, 390T ALL SN P33139>), 393, 396, 398 SN <B18008, 399, 4225, 4235, 4240, 4243, 4245, 4253, 4255, 4260, 4263, 4265, 4270, 4325, 4335, 4345, 4360, 4370

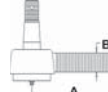
**A-3040676M92** Tie Rod, Outer (LH) 8.62 Lbs.



**Dim/Info:**  
A - 20.750"  
B - 1.375"  
(7) vertical holes

**For Models:** (2675, 2705 ALL W/STD DUTY AXLE SN <-7193)

**A-3045062M91** Tie Rod, Outer (RH) 3.80 Lbs.  
**Replaces:** 3045062M92



**Dim/Info:**  
A - 5.094"  
B - 1.000"  
16 RH Thread

**For Models:** (2675, 2705 ALL W/STD DUTY AXLE SN <-7193)

**A-1626710M93** Tie Rod, Inner (LH) 3.20 Lbs.



**Dim/Info:**  
A - 5.000"  
B - 1.125" - 12 Thread

**For Models:** 2745, 2775, 2805, (2675, 2705 ALL W/HVY DUTY AXLE)


**A-3038564M92** Tie Rod, Outer (RH/LH) 5.30 Lbs.



**Dim/Info:**  
A - 13.250"  
B - 1.116"

**For Models:** 2745, 2775, 2805, (2675, 2705 ALL W/HVY DUTY AXLE)

**A-3045308M91** Tie Rod, Inner (RH) 6.58 Lbs.



**Dim/Info:**  
A - 21.625"  
B - 1.125" I.D.

**For Models:** 2745, 2775, 2805, (2675, 2705 ALL W/HVY DUTY AXLE)

**A-3104942M1** Tie Rod 3.08 Lbs.



**Dim/Info:**  
16.5" Long  
7 Grooves  
.937" O.D.

**For Models:** (3050, 3060, 3070, 6150 ALL W/ 2WD)

AGCO

ALLIS  
CHALMERS

DEUTZ

MASSEY  
FERGUSON

WHITE/  
OLIVER

CNH

CASE-IH

FORD / NEW  
HOLLAND  
FIAT

BELARUS

BOBCAT

JCB

JOHN  
DEERE

KUBOTA

LANDINI

LEYLAND

LONG

McCORMICK

OTHER

RENAULT

SAME

VALTRA

VERSATILE

YANMAR

ZETOR

SCHWARTZ  
SPEECO

\*\*\* Truck icon indicates the item is shipped via truck freight.\*\*\*

# Front Axle/Steering Parts

Parts are not original equipment parts and are not sponsored, affiliated, or otherwise connected with any major brand.

	<b>A-3104943M1</b>	Tie Rod Tube	0.45 Lbs.
		<b>Dim/Info:</b> 3.56" LONG .875" ID	
	<b>For Models:</b> (3050, 3060, 3070, 6150 ALL W/ 2WD)		
<b>AGCO</b>	<b>A-3104944M1</b>	Tie Rod Clamp	0.21 Lbs.
<b>ALLIS CHALMERS</b>			
<b>DEUTZ</b>			
<b>MASSEY FERGUSON</b>			
	<b>For Models:</b> (3050, 3060, 3070, 3090, 3120, 3140, 3630, 3650, 3655, 3660, 3680, 3690, 6150, 6170, 6180, 8120, 8140, 8150, 8160 ALL W/ 2WD)		
<b>WHITE/ OLIVER</b>	<b>A-3104945M1</b>	Tie Rod	1.40 Lbs.
		<b>Dim/Info:</b> A - 2.812" B - M24 X 1.5 LH Thrd.	
	<b>For Models:</b> (3050, 3060, 3070, 3090, 3120, 3140, 3630, 3650, 3655, 3660, 3680, 3690, 6150, 6170, 6180, 8120, 8140, 8150, 8160 ALL W/ 2WD)		
<b>CNH</b>	<b>A-3104946M1</b>	Tie Rod	5.66 Lbs.
		<b>Dim/Info:</b> 19.440" Long 1.180" O.D.	
<b>CASE-IH</b>			
<b>FORD / NEW HOLLAND</b>			
	<b>For Models:</b> (3070, 3090, 3120, 3140, 3630, 3650, 3655, 3660, 3680, 3690, 6150, 6170, 6180, 8120, 8140, 8150, 8160 ALL W/ 2WD)		
<b>FIAT</b>	<b>A-3104947M1</b>	Tie Rod Tube	0.47 Lbs.
		<b>Dim/Info:</b> 3.750" .875" I.D.	
	<b>For Models:</b> (3070, 3090, 3120, 3140, 3630, 3650, 3655, 3660, 3680, 3690, 6150, 6170, 6180, 8120, 8140, 8150, 8160 ALL W/ 2WD)		
<b>BELARUS</b>	<b>A-1617829M1</b>	Tie Rod End (RH)	1.72 Lbs.
		<b>Dim/Info:</b> A - 4.180" B - M24 X 1.5 LH Thrd.	
<b>BOBCAT</b>			
<b>JCB</b>			
	<b>For Models:</b> (2640, 3505, 3525, 3545, 3630, 3650 ALL W/ MFWD)		
<b>JOHN DEERE</b>	<b>A-3764286M1</b>	Tie Rod w/ Tube	5.86 Lbs.
		<b>Dim/Info:</b> A - 9.375" B - M24 X 1.5 RH Thread	
<b>KUBOTA</b>			
<b>LANDINI</b>	<b>A-3426255M1</b>	Tie Rod End	3.10 Lbs.
		<b>Dim/Info:</b> A - 8.250" B - M22 X 1.5 RH Thread C - M24 X 1.5 RH Thread	
<b>LEYLAND</b>			
<b>LONG</b>			
	<b>For Models:</b> (3645, 3655, 8120, 8140 ALL SN <E010034> 4WD), (8210, 8220, 8240, 8250 ALL 4WD)		
<b>McCORMICK</b>	<b>A-3764132M1</b>	Tie Rod w/ Tube	5.56 Lbs.
		<b>Dim/Info:</b> A - 9.440" B - M24 X 1.5 RH Thread	
<b>OTHER</b>			
<b>RENAULT</b>			
<b>SAME</b>	<b>A-3426255M1</b>	Tie Rod End	3.10 Lbs.
		<b>Dim/Info:</b> A - 8.250" B - M22 X 1.5 RH Thread C - M24 X 1.5 RH Thread	
<b>VALTRA</b>			
	<b>For Models:</b> (3645, 3655, 8120, 8140 ALL SN <E010033 4WD W/ AG105 AXLE>, 3660 SN C278049> 4WD W/ AG105 AXLE)		
<b>VERSATILE</b>			
<b>YANMAR</b>	<b>A-3428818M2</b>	Tie Rod	3.69 Lbs.
		<b>Dim/Info:</b> A - 10.50" B - M18 x 1.5 RH Thrd.	
<b>ZETOR</b>			
	<b>For Models:</b> (362, 4225, 4235, 4240, 4325, 4335 ALL MFWD W/ AG66 Wide Front Axle)		
<b>SCHWARTZ SPEECO</b>			

	<b>A-3428268M1</b>	Tie Rod End	2.18 Lbs.
		<b>Dim/Info:</b> A - 7" B - M18 X 1.5 RH Thread C - M18 X 1.5 RH Thread	
	<b>For Models:</b> (362, 4225, 4235, 4240, 4325, 4335 ALL MFWD W/ AG66 Wide Front Axle)		
	<b>A-3429731M1</b>	Tie Rod w/ Tube	5.04 Lbs.
		<b>Dim/Info:</b> A - 7.625" B - M24 X 1.5 RH Thread	
	<b>A-3426255M1</b>	Tie Rod End	3.10 Lbs.
		<b>Dim/Info:</b> A - 8.250" B - M22 X 1.5 RH Thread C - M24 X 1.5 RH Thread	
	<b>For Models:</b> (8150, 8160 ALL 4WD), (3670, 3690 ALL 4WD SN C278015>)		
	<b>A-3764024M1</b>	Tie Rod w/ Tube	5.88 Lbs.
		<b>Dim/Info:</b> A - 10.187" B - M24 X 1.5 RH Thread	
	<b>A-3426255M1</b>	Tie Rod End	3.10 Lbs.
		<b>Dim/Info:</b> A - 8.250" B - M22 X 1.5 RH Thread C - M24 X 1.5 RH Thread	
	<b>For Models:</b> (6170, 6180, 6270, 6280 ALL 4WD)		
	<b>A-1678024M1</b>	Cylinder End	4.56 Lbs.
		<b>Dim/Info:</b> A - 14" B - 1.100"	
	<b>For Models:</b> 298, 698, 699		
	<b>A-3427168M2</b>	Cylinder End	2.56 Lbs.
		<b>Dim/Info:</b> A - 3.25" B - M22 X .5 RH Thread	
	<b>For Models:</b> (360, 362, 375, 390, 390T, 398, 399 ALL W/ 4WD)		
	<b>A-1695045M91</b>	Cylinder End	2.72 Lbs.
		<b>Dim/Info:</b> A - 4.750" B - M60 X 1.5 RH Thread C - M24 X 1.5 RH Thread	
	<b>For Models:</b> 375, 383, 390, 390T, 398, 399, 365 SN <B18008		
	<b>A-3595527M91</b>	Steering Cylinder End	2.42 Lbs.
		<b>Dim/Info:</b> A - 4.125" B - M28 X 1.5 RH Thrd.	
	<b>For Models:</b> (375, 383, 390, 390T, 398, 399 ALL W/ ENG SN<33139)		
	<b>A-3426276M1</b>	Cylinder End	4.96 Lbs.
		<b>Dim/Info:</b> A - 10.440" B - 1.420"	
	<b>A-3426255M1</b>	Tie Rod End	3.10 Lbs.
		<b>Dim/Info:</b> A - 8.250" B - M22 X 1.5 RH Thread C - M24 X 1.5 RH Thread	
	<b>For Models:</b> (3140, 3630, 3650, 3655, 3660, 3670, 3680, 3690 ALL W/ MFWD)		

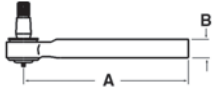
\*\*\* Truck icon indicates the item is shipped via truck freight, \*\*\*



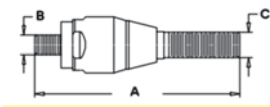
# Front Axle/Steering Parts

Parts are not original equipment parts and are not sponsored, affiliated, or otherwise connected with any major brand.

**A-3426313M1** Cylinder End 3.64 Lbs.  
**Dim/Info:**  
 A - 9.812"  
 B - M18 X 1.5 RH Thrd.



**A-3426312M1** Ball Joint 2.20 Lbs.  
**Dim/Info:**  
 A - 7"  
 B - M20 X 1.5 RH Thread  
 C - M18 X 1.5 RH Thread

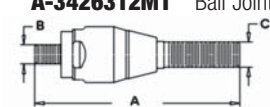


**For Models:** (TRACTOR: (3070, 3075, 3090, 3120 ALL W/ MFWD))

**A-3426336M1** Cylinder End 3.02 Lbs.  
**Dim/Info:**  
 A - 7.875"  
 B - M18 X 1.5 RH Thrd.



**A-3426312M1** Ball Joint 2.20 Lbs.  
**Dim/Info:**  
 A - 7"  
 B - M20 X 1.5 RH Thread  
 C - M18 X 1.5 RH Thread

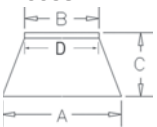


**For Models:** (3050, 3060 ALL W/ MFWD)

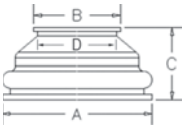
**A-890124M2** Rubber Boot 0.04 Lbs.

**For Models:** 175 UK, 178, 65, 765

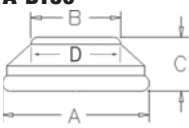
**A-60381** Tie Rod Boot 0.03 Lbs.  
**Dim/Info:**  
 A - 1.710"  
 B - 1.070"  
 C - 0.920"  
 D - 0.625"



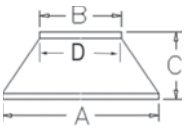
**A-BT40** Tie Rod Boot 0.05 Lbs.  
**Dim/Info:**  
 A - 1.875"  
 B - 1.140"  
 C - 1.165"  
 D - 0.640"



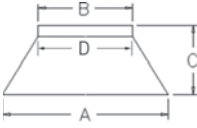
**A-BT50** Tie Rod Boot 0.01 Lbs.  
**Dim/Info:**  
 A - 1.42"  
 B - 0.87"  
 C - 0.52"  
 D - 0.50"



**A-BT60** Tie Rod Boot 0.03 Lbs.  
**Dim/Info:**  
 A - 2.09"  
 B - 1.10"  
 C - 0.91"  
 D - 0.75"



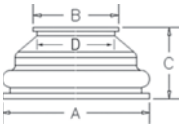
**A-BT70** Tie Rod Boot 0.03 Lbs.  
**Dim/Info:**  
 A - 2.32"  
 B - 1.32"  
 C - 0.97"  
 D - 1.00"



**A-BT80** Tie Rod Boot 0.01 Lbs.  
**Dim/Info:**  
 A - 1.65"  
 B - 0.95"  
 C - 1.12"  
 D - 0.50"



**A-BT95** Tie Rod Boot 0.04 Lbs.  
**Dim/Info:**  
 A - 2.33"  
 B - 1.35"  
 C - 1.13"  
 D - .6875"



**For Models:** FITS SEVERAL MODELS

**A-180350M1** Steering Arm 2.50 Lbs.  
**Dim/Info:**  
 Keyed



**For Models:** 35, 135 UK

**A-898342M1** Steering Arm (RH) 5.04 Lbs.  
**A-898343M1** Steering Arm (LH) 5.07 Lbs.



**For Models:** 255, 270, 282, 283, 290, 392S, 670, 690, 165 UK

**A-194569M1** Steering Arm (RH) 3.64 Lbs.  
**A-194570M1** Steering Arm (LH) 3.50 Lbs.



**For Models:** 165, 175, 255, 265, 285, 30, 31, 3165

**A-194590M1** Steering Shaft Arm, Center Upper 3.92 Lbs.




**For Models:** 165 SN<643011388, 175 SN<644002127, 3165 SN<647001441

**A-1850021M1** Steering Arm (RH) 2.92 Lbs.



**For Models:** FE35, FE135 COVENTRY, 135 UK

**A-1850022M1** Steering Arm (LH) 2.70 Lbs.



**For Models:** FE35, FE135 COVENTRY, 135 UK

**A-512114M2** Steering Arm (RH) 4.35 Lbs.



**For Models:** 2200, 235 Orchard / Gas SN 9A223895>, Diesel SN 9A210647>, 245 Orchard / SN <9A253749, 40

**A-512113M2** Steering Arm (LH) 4.65 Lbs.



**For Models:** 2200, 235 Orchard / Gas SN 9A223895>, Diesel SN 9A210647>, 245 Orchard / SN <9A253749, 40

**A-185138M1** Steering Gear Arm 4.84 Lbs.



**For Models:** 282, 165 UK

**A-1676664M1** Crank Arm 8.64 Lbs.



**For Models:** 282, 283, 392S, 50E, 50H, 565, 575, 590, 670, 675, 275 UK W/STD /HD MANUAL OR PS, 290 W/ STD/HD MANUAL OR PS, (165, 168, 175, 178, 185, 188, 265, 285 ALL W/STD /HD MANUAL OR PS)

- AGCO
- ALLIS CHALMERS
- DEUTZ
- MASSEY FERGUSON
- WHITE/ OLIVER
- CNH
- CASE-IH
- FORD / NEW HOLLAND
- FIAT
- BELARUS
- BOBCAT
- JCB
- JOHN DEERE
- KUBOTA
- LANDINI
- LEYLAND
- LONG
- MCCORMICK
- OTHER
- RENAULT
- SAME
- VALTRA
- VERSATILE
- YANMAR
- ZETOR
- SCHWARTZ
- SPEECO

\*\*\* Truck icon indicates the item is shipped via truck freight. \*\*\*

# Front Axle/Steering Parts

Parts are not original equipment parts and are not sponsored, affiliated, or otherwise connected with any major brand.

**A-510336M2** Steering Shaft Crank Arm, Center 8.24 Lbs.  
Dead spline is in 9:00 position



**For Models:** 165 SN<6430011388, 175 SN<644002127, 3165 SN<647001441

**A-898354M1** Steering Arm 4.32 Lbs.



**For Models:** 168, 178, 185, 188, 265, 285, 290, 392S, (165, 175, 275 ALL UK)

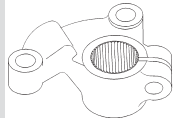
**A-3473257M1** Steering Box Drop Arm 4.44 Lbs.



**For Models:** (275, 290 ALL UK)

**A-898355M91** Steering Arm 6.44 Lbs.

**Dim/Info:**  
42 Teeth Spline



**For Models:** 168, 178, 185, 188, 265, 270, 282, 283, 285, 290, 565, 575, 670, 675, 690, (165, 175, 275 ALL UK)

**A-1671335M1** Steering Arm 4.59 Lbs.



**For Models:** 282, (275, 290 ALL UK W/PS), 165 W/ PS, (168, 175, 178, 185, 188, 265, 285 ALL W/PS)

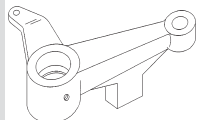
**A-534155M91** Steering Arm, Lower 6.84 Lbs.

**Dim/Info:**  
43 Teeth Spline



**For Models:** (165, 175, 30, 31, 3165 ALL USED W/523112M91 CENTER STEERING SHAFT)

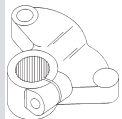
**A-514285M1** Steering Arm, Upper 4.80 Lbs.



**For Models:** (165, 175, 30, 31, 3165 ALL USED W/523112M91 CENTER STEERING SHAFT)

**A-578406M91** Steering Arm, Center 6.80 Lbs.

**Dim/Info:**  
42 Teeth Spline



**For Models:** (255, 265, 275, 285 ALL SN 9A251072->)

**A-194567M92** Steering Shaft Arm, Center Lower 5.94 Lbs.

**Dim/Info:**  
43 Splines (includes one double spline)



**For Models:** 165 SN<6430011388, 175 SN<644002127, 3165 SN<647001441

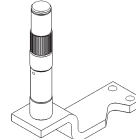
**A-1696266M3** Bracket, Cylinder (RH) 2.50 Lbs.  
**A-1696267M3** Bracket, Cylinder (LH) 6.52 Lbs.



**For Models:** 360, 240 W/ HYDROSTATIC STEERING

**A-532219M92** Steering Arm, Center 17.10 Lbs.  
Uses A-194624M1 Bushings

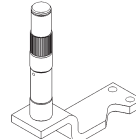
**Dim/Info:**  
43 Splines  
9.218" Long Shaft  
1.873" Shaft Dia.



**For Models:** 255, 265 SN <-9A349238, 275 SN <-9A324136, 285 SN <-9A281392

**A-523112M91** Steering Arm, Center 18.26 Lbs.  
Uses A-194624M1 Bushings


**Dim/Info:**  
43 Splines  
11.187" Long Shaft  
1.686" & 1.873" Dia.



**For Models:** 165, 175, 3165, (30, 31 ALL IND)

**A-510896M1** Steering Shaft, Main 10.46 Lbs.

**Dim/Info:**  
13.500" Long



**For Models:** 165 SN 643003510-643011388, 175 SN 644000638->

**A-1676665M1** Steering Shaft, Power Steering 9.98 Lbs.  
**Replaces:** 898359M2

**Dim/Info:**  
1.870" Dia., 13.475" Long



**For Models:** (175 UK, 178 ALL SN 724936> W/ Power Steering), (165 UK, 265S, 275 UK, 282, 290 UK ALL W/ Power Steering)

**A-1676666M1** Steering Shaft, Manual Steering 8.54 Lbs.  
**Replaces:** 898023M2

**Dim/Info:**  
1.870" Dia., 11.375" Long



**For Models:** 165 UK, 168, 175 UK, 178, 185, 188, 265S, 270, 275 UK, 283, 290, 392S, 50E, 50H, 565, 575, 590, 670, 675, 690

**A-180338M92** Hub, Front Wheel 7.86 Lbs.



**A-WBKMF1** Wheel Bearing Kit 1.21 Lbs.  
MF kit number is A-835964M91

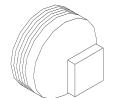
**For Models:** 35, 50 Massey Ferguson & Massey Harris, 65, TE20 SN <49998 & 52497-52565, T035

**A-898085M91** Hub, Wheel 10.28 Lbs.



**A-191142M1** Hub Cap 0.42 Lbs.

**Dim/Info:**  
2" dia. w/ grease fitting in center



**For Models:** FE35, 130 FRENCH, 135 UK

\*\*\* Truck icon indicates the item is shipped via truck freight. \*\*\*

# Front Axle/Steering Parts

Parts are not original equipment parts and are not sponsored, affiliated, or otherwise connected with any major brand.

**A-898346M93** Hub, Wheel 15.36 Lbs.  
Hub uses A-WBKMF6 wheel bearing kit.



**A-882637M1** Hub Cap 1.22 Lbs.

**Dim/Info:**  
2.75" dia. w/ grease fittings  
in center

**A-831420M1** Bolt, Front Wheel 1.16 Lbs.

**A-195490M1** Nut, Front Wheel 0.12 Lbs.

Used w/ A-181328M1 stud  
**For Models:** 165, 253, 255, 275, 283, 290, 360, 362, 375, 383, 399, 670, 690, 282 MEX, (20D, 20F, 30E, 30H, 40E ALL UK), (390, 390T, 393, 398 ALL UK TRACTORS W/348MM AXLE)

**A-519276M91** Hub, Wheel 16.00 Lbs.



**A-191495M1** Hub Cap 0.68 Lbs.

Used w/ A-532781M92 front wheel hub



**For Models:** 175, 202, 203, 204, 205, 2200, 30, 31, 3165, 40

**A-674055M91** Hub, Wheel 30.00 Lbs.



**For Models:** 302, 304, 30B, 50, 50A, 50C, 50D, 6500

**A-886336M1** Hub, Wheel 11.60 Lbs.



**A-1884289M1** Hub Cap 0.42 Lbs.



**For Models:** FE135, 240P, (135, 20D, 240, 250, 253, 360 ALL UK)

**A-519278M91** Hub, Wheel w/ Wear Sleeve 15.00 Lbs.

**Replaces:** 183019M91, 194495M91, 510771M93

**Dim/Info:**  
6 bolt on 6" circle.



**A-WB916** Wheel Bolt, 9/16-18 X 1.690" 0.15 Lbs.

Wheel bolts sold in lots of 10, priced per bolt.

**Dim/Info:**  
9/16" - 18 Thread  
9/16"x1-1/2"  
1 3/16" Thread Length



**A-WBKMF2** Wheel Bearing Kit 0.90 Lbs.

MF kit number is A-835965M91

**A-194621M1** Hub Cap (for A-519278M91 hub) 1.34 Lbs.



**For Models:** 1080, 1085, 135, 150, 165, 175, 180, 185, 20C, 202, 203, 204, 205, 230, 235, 245, 255, 265, 275, 285

**A-532781M92** Hub, Wheel 19.30 Lbs.  
Hub uses A-WBKMF3 wheel bearing kit & A-WB916 wheel bolt.



**A-191495M1** Hub Cap 0.68 Lbs.

Used w/ A-532781M92 front wheel hub



**For Models:** 1080, 1085, 165, 175, 180, 185, 255, 265, 275, 285

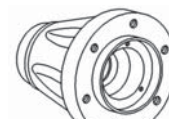
**A-191495M1** Hub Cap 0.68 Lbs.

Used w/ A-532781M92 front wheel hub



**For Models:** 1080, 1085, 165, 175, 180, 185, 255, 265, 275, 285

**A-1625298M2** Hub, Front Wheel 12.50 Lbs.



**For Models:** 298, 698, 699, (375, 398 ALL EXTRA HVY DUTY), 399 EXTRA HVY DUTY W/ 6-354.4 ENG

**A-519257M92** Hub, Front Wheel 21.70 Lbs.

Hub uses A-WBKMF4 wheel bearing kit



**For Models:** 1085, 1105, 1135, 1150, 1155, (1100, 1130 ALL S/N 9B17334)

**A-674381M92** Hub, Front Wheel 15.74 Lbs.



**For Models:** 20C, 30B, 30D, 40B, 4500 Forklift, (235, 245 ALL Orchard)

**A-194620M91** Steel Wear Sleeve 0.10 Lbs.



**For Models:** 1080, 1085, 135, 165, 175, 180, 230, 235, 245, 255, 265

**A-WB916** Bolt, Front Wheel 0.15 Lbs.

Wheel bolts sold in lots of 10, priced per bolt.

**Dim/Info:**  
9/16" - 18 Thread  
9/16"x1-1/2"  
1 3/16" Thread Length  
sold in multiples of 10



**A-98A569N** Stud Nut 0.10 Lbs.

Stud nuts sold in mult of 10, priced per nut

**Dim/Info:**  
A: 1"  
B: 11/16"  
C: 90  
9/16"-18 Thread  
Zinc Plated

**For Models:** 1020, 1020HD, 1080, 1085, 135, 1550, 165, 175, 180, 1800, 2150, 230, 235, 245, 255, 2640, 265, 4240, 4255, 856, 88, (100, 70 ALL HYDRO)

\*\*\* Truck icon indicates the item is shipped via truck freight.\*\*\*

- AGCO
- ALLIS CHALMERS
- DEUTZ
- MASSEY FERGUSON
- WHITE/ OLIVER
- CNH
- CASE-IH
- FORD / NEW HOLLAND
- FIAT
- BELARUS
- BOBCAT
- JCB
- JOHN DEERE
- KUBOTA
- LANDINI
- LEYLAND
- LONG
- MCCORMICK
- OTHER
- RENAULT
- SAME
- VALTRA
- VERSATILE
- YANMAR
- ZETOR
- SCHWARTZ
- SPEECO

# Front Axle/Steering Parts

Parts are not original equipment parts and are not sponsored, affiliated, or otherwise connected with any major brand.

**A-SD58A** Stud Bolt, 5/8" X 2" (10/ Pack) 0.22 Lbs.



**Dim/Info:**  
sold in multiples of 10

AGCO

ALLIS  
CHALMERS

**For Models:** FITS SEVERAL MODELS

DEUTZ

**A-194494M1** Sleeve, Wheel Wear 0.40 Lbs.  
Used w/ A-532781M92 Hub

**Dim/Info:**  
3 1/16" X 3 17/64" X 7/16"

MASSEY  
FERGUSON



WHITE/  
OLIVER

**For Models:** 1085, 175, 202, 203, 204, 205, 20C, 2200, (235, 245 ALL Orchard), 2500, 255, 265 SN 9A324139>, 275, 285, 30, (302, 304 ALL Late Production), 30B, 30D, 31, 3165, 40, 40B, 4500, 50, 50A, 50C, 50D, 65 SN 705460>, 6500, SUPER 90 Lo-Clear. SN 817173>, Hi-Clear. SN 817175>

**A-831635M1** Seal, Front Wheel 0.16 Lbs.  
Can replace using A-833355M1 seal & A-194494M1 wear sleeve

CNH



CASE-IH

**For Models:** 202 SN 306677 Thru 309530, 203 SN 659000300 Thru 659001788, 204 SN 342537 Thru 343982, 205 SN 659100150 Thru 659100967, (302, 304 ALL Early Production), 65 Utility SN <705460, 85, 88, SUPER 90 Lo-Clearance SN <817173 / Hi-Clearance SN <817175

FORD / NEW  
HOLLAND

FIAT

**A-184273M1** Nut, Wheel 1.06 Lbs.



**Dim/Info:**  
10/Pack  
sold in multiples of 10

**For Models:** (175, 178 ALL W/ HEAVY DUTY FRONT AXLE), (595, 1080 ALL W/ NORMAL DUTY FRONT AXLE)

BELARUS

**A-SD12** Stud, Front Wheel 0.12 Lbs.  
Wheel studs sold in lots of 10, priced per bolt.

BOBCAT



**Dim/Info:**  
Knurl .612" X .675" Long  
.500" x 1.500"  
Thread 1.500" Long  
.500"-20 Thread Size  
sold in multiples of 10

JCB

JOHN  
DEERE

**For Models:** TE20, T020, T030, T035, 1080, 1085, 135, 150, 165, 175, 180, 35, 50, 595, 65

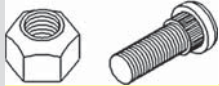
KUBOTA

**A-195490M1** Nut, Front Wheel 0.12 Lbs.  
Used w/ A-181328M1 stud

LANDINI

**A-181328M1** Front Wheel Stud 0.12 Lbs.

LEYLAND



**Dim/Info:**  
sold in multiples of 10

LONG

McCORMICK

**For Models:** FE35, SUPER 90, TE20, T020, T030, T035, 1100, 1130, 135, 148, 168, 202, 203, 204, 205, 2135, 250, 253, 255, 263, 265S, 270, 271, 281, 282, 283, 290, 30E, 30H, 3165, 340, 342, 35, 350, 352, 355, 360, 362, 372, 375, 383, 390, 390T, 393, 396, 398, 399, 4225, 4235, 4240, 4243, 4245, 4253, 4255, 4260, 4263, 4265, 4270, 4325, 4335, 4345, 4355, 4360, 4370, 50, 565, 575, 590, 65, 670, 690, 765, 85, 365 SN <B18009, 150 SN <642005128, 165 SN <643013093, 175 SN <644002560, 180 SN <9A14291

OTHER

RENAULT

SAME

VALTRA

VERSATILE

YANMAR

ZETOR

SCHWARTZ  
SPEECO

\*\*\* Truck icon indicates the item is shipped via truck freight. \*\*\*



# Front Axle/Steering Parts

## Wheel Bearing Kits

Part Number	Inner Cone	Inner Cup	Outer Cone	Outer Cup	Seal	Sleeve	Application
A-WBKMF1	A-350351X1 A-15123	A-763402M1 A-15245B	A-150662M1 A-09067	A-850127M1 A-09195	A-180008M1	**	FE35, TE20, T020, T030, T035, 35, 40, 50, 65
A-WBKMF2	A-831078M1 A-LM48548	A-831077M1 A-LM48510	A-831055M1 A-LM11949	A-831054M1 A-LM11910	A-833342M1	**	1080, 1085, 135, 150, 165, 175, 180, 185, 20C, 202, 203, 204, 205, 230, 235, 245, 255, 265, 275, 285
A-WBKMF3	A-701114M1 A-25590	A-017201X A-25520	A-354370X1 A-LM67048	A-354369X1 A-LM67010	A-833355M1	**	1080, 165, 175, 180, 185, 255, 265, 275, 285, 40, 202 SN <-306677, 204 SN <-342537, 2135 SN <-646992326, 205 SN <-659100150, 203 SN 65900300
A-WBKMF4	A-831703M1 A-B75	A-831363M1 A-3720	A-015853X A-25877	A-350353X1 A-25821	A-503939M1	**	1100, 1105, 1130, 1135, 1150, 1155, 2675, 2705, 2745, 2775, 2805
A-WBKMF5	A-701114M1 A-25590	A-017201X A-25520	A-832926M1 A-M88048	A-832927M1 A-M88010	A-833355M1	**	20C, 30B, 30D, 40B, 4500, 50C, 50D, 6500, 721 LIFTMASTER, (235, 245, 250 ALL ORCHARDS)
A-WBKMF6	A-701114M1 A-25590	A-017201X A-25520	A-354370X1 A-LM67048	A-354369X1 A-LM67010	A-897702M1	**	383 UK, (375, 390, 390T, 393, 398, 399 ALL UK TRACTORS W/348MM AXLE)

Parts are not original equipment parts and are not sponsored, affiliated, or otherwise connected with any major brand.

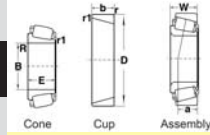
- AGCO
- ALLIS CHALMERS
- DEUTZ
- MASSEY FERGUSON
- WHITE/OLIVER
- CNH
- CASE-IH
- FORD / NEW HOLLAND
- FIAT
- BELARUS
- BOBCAT
- JCB
- JOHN DEERE
- KUBOTA
- LANDINI
- LEYLAND
- LONG
- MCCORMICK
- OTHER
- RENAULT
- SAME
- VALTRA
- VERSATILE
- YANMAR
- ZETOR
- SCHWARTZ
- SPEECO

\*\* Sleeves are not included in this wheel bearing kit.

# Front Axle/Steering Parts

Parts are not original equipment parts and are not sponsored, affiliated, or otherwise connected with any major brand.

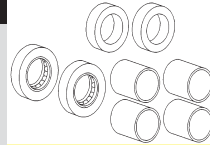
**A-580** Taper Cone 3.17 Lbs.



**Dim/Info:**  
3.2500 (82.550)  
1.4212 (36.098)  
.14 (3.5)

**For Models:** 50E, 50F, 50H

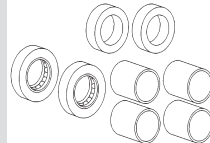
**A-SBBSKIT01** Kit, Spindle Bushing, Bearing & Seal 1.17 Lbs.  
(4) A-180345M1 bushings, (2) A-18560X thrust bearings, (2) A-180355M1 spindle dust seals



**Dim/Info:**  
180345M1 (1 1/4" X 1 3/8" X 1 1/2")  
18560X (1 1/4" I.D. X 2 1/4" O.D.)  
180355M1 (1 1/4" X 1 13/16" X 9/32")

**For Models:** FE35, TEA20, TE20, TO20, TO30, TO35, 135, 20, 2135, 230, 235, 240, 240S, 35

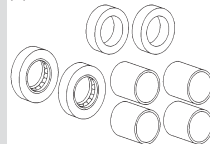
**A-SBBSKIT02** Kit, Spindle Bushing, Bearing & Seal 1.60 Lbs.  
(4) A-196060M1 bushings, (2) A-18560X thrust bearings, (2) A-180355M1 spindle dust seals.



**Dim/Info:**  
196060M1 (1 1/4" X 1 7/16" X 1 1/2")  
18560X (1 1/4" I.D. X 2 1/4" O.D.)  
180355M1 (1 1/4" X 1 13/16" X 9/32")

**For Models:** 150, 165, 50, 65

**A-196165M1** Kit, Spindle Bushing, Bearing & Seal 1.78 Lbs.  
Includes: (2) A-196167M1 thrust bearings, (4) A-183086M1 bushings & (2) seals.



**Dim/Info:**  
Bushing 1.680" O.D.  
Bushing 1.500" I.D.  
Bushing 1.500" Long  
Brg 2.590" O.D.  
Brg 1.500" I.D.

**For Models:** 135, 168, 178, 185, 188, 20C, 20D, 20F, 202, 204, 205, 2135, 2200, 230, 231, 235, 240, 245, 250, 255, 265, 270, 275, 282, 285, 30, 30B, 30D, 30E, 30H, 3165, 356, 392S, 40, 40B, 40E, 4500, 575, 590, 670, 675, 690, 765, 290 HD

**A-180345M1** Bushing, Spindle 0.14 Lbs.



**Dim/Info:**  
1.395" O.D., 1.265" I.D.  
1.5" Long

**For Models:** FE35, TE20, TO20, TO30, TO35, 135, 148, 20, 20C, 2135, 230, 235, 240, 250, 35, FE135 COVENTRY

**A-183086M1** Bushing, Spindle 0.22 Lbs.



**Dim/Info:**  
1.680" O.D., 1.500" I.D.  
1.5" Long  
1.500" Long

**For Models:** 1080, 1085, 135, 165, 168, 175, 180, 185, 188, 20, 20C, 20D, 20F, 202, 203, 204, 205, 2135, 2200, 230, 231, 235, 240, 240P, 245, 250, 253, 255, 265, 270, 275, 282, 283, 285, 30, 30B, 30D, 30E, 302, 304, 360, 362, 392S, 40, 40B, 40E, 4500, 575, 590, 670, 675, 690, 765, 85, 88, 90

**A-196060M1** Bushing, Spindle 0.18 Lbs.



**Dim/Info:**  
1.443" OD, 1.238" ID  
1.5" long

**For Models:** F40, 130, 150, 165, 40, 50, 65, 765

**A-160233M1** Bushing, Spindle 0.34 Lbs.



**Dim/Info:**  
1.577" O.D., 1.240" I.D.  
1.5" Long

**For Models:** FE35, 135

**A-18560X** Bearing, Thrust Spindle 0.30 Lbs.

**Replaces:** 195175M1



**Dim/Info:**  
1.250" I.D.

**For Models:** FE35, TE20, TO20, TO30, TO35, 135, 150, 165, 20, 2135, 230, 235, 240, 245, 35, 40, 50, 65, 550 SN 60501-79335

**A-196167M1** Bearing, Thrust Spindle 0.46 Lbs.



**Dim/Info:**  
1.500" I.D.

**For Models:** 135, 165, 175, 20, 20C, 202, 203, 204, 205, 2135, 2200, 230, 235, 245, 250, 255, 283, 30, 30B, 30D, 31, 3165, 356, 40, 40B, 4500, 50, 65, (670, 690 ALL FRANCE), 240P ISREAL, 282 MEX, (240, 270, 275, 290 ALL UK), 231 URSUS, 35 UTIL

**A-1810572M94** Bearing, Thrust Spindle 1.14 Lbs.  
Can be used in replace of A-196167M1

**Replaces:** 1860040M91



**For Models:** 175 UK, 178

**A-513800M1** Washer, Thrust Spindle 0.14 Lbs.



**For Models:** 1080, 1085, 165, 175, 180, 185, 255, 265, 275, 282, 285, 30, 3165

**A-180010M1** Washer, Front Spindle 0.02 Lbs.



**Dim/Info:**  
sold in multiples of 5

**For Models:** F40, FE35, TO35, 25, 35, 50, 65, 765

**A-183021M2** Seal, Under Steering Arm 0.02 Lbs.



**For Models:** 1080, 1085, 135, 165, 175, 180, 20, 20C, 20D, 20E, 20F, 2135, 2200, 230, 231, 235, 240, 245, 250, 253, 255, 261, 265, 270, 275, 282, 283, 285, 290, 30, 30B, 30D, 30E, 30H, 3050, 3060, 3065, 3070, 3075, 3090, 3095, 31, 3120, 3125, 3165, 360, 362, 3630, 3645, 3650, 3655, 40, 40B, 40E, 50, 65, 670, 690, 85, 88, 90 SUPER

**A-882262M1** Seal, Felt (Steering Arm) 0.05 Lbs.  
2 WD, STRAIGHT



**For Models:** 365, 375, 390, 390T, 398, 399, (4225, 4235, 4245, 4255, 4270 ALL TOP), 50, 50B, 50B MKII, 50D, (50E, 50H, 50HX, 60H ALL TOP)

**A-3429038M1** Sleeve, Oil Seal 0.30 Lbs.



**Dim/Info:**  
6.496" X 6.693" X .787"

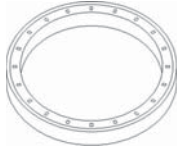
**For Models:** (365, 390, 390T, 4225, 4235, 4325, 4335 ALL W/ AG75 4WD Front Axle), (365, 390, 390T, 4225, 4235, 4245, 4255, 4260, 4270, 4345, 4355 ALL W/ AG85 4WD Front Axle), (398, 399, 4245, 4255, 4260, 4270, 4345, 4355, 4360, 4370 ALL W/ AG105 4WD Front Axle), (4240, 4245, 4255, 4260, 4270, 4345, 4355, 4360, 4370 ALL W/ AG105L 4WD Front Axle)

\*\*\* Truck icon indicates the item is shipped via truck freight. \*\*\*

# Front Axle/Steering Parts

Parts are not original equipment parts and are not sponsored, affiliated, or otherwise connected with any major brand.

**A-3429790M2** Seal, Hub 0.80 Lbs.



**Dim/Info:**  
6.496" X 7.677" X .709"

**For Models:** (3050, 3060, 3065 ALL W/ AG85 4WD Front Axle), 4240 W/ AG105L 4WD Front Axle, (4325, 4335 ALL W/ AG75 4WD Front Axle), (6110, 6120, 6130, 6140 ALL W/ AG85 4WD Front Axle), (6150, 6160 ALL W/ AG105 4WD Front Axle), (6235, 6245 ALL W/ AG85 4WD Front Axle), 6255 W/ AG105 4WD Front Axle, (4225, 4235 ALL W/ AG75 Or AG85 4WD Front Axle), (4245, 4255, 4260, 4270, 4345, 4355, 4360, 4370 ALL W/ AG85, AG105 Or AG105L 4WD Front Axle)

**A-3428521M2** Seal, Front Axle Shaft 0.10 Lbs.



**For Models:** (4325, 4335 ALL W/ AG75 4WD Front Axle), (365, 375, 390, 390T, 4225, 4235 ALL W/ AG75 Or AG85 4WD Front Axle), (3050, 3060, 3065, 6110, 6120, 6130, 6140, 6235, 6245 ALL W/ AG85 4WD Front Axle), (4245, 4255, 4260, 4270, 4345, 4355, 4360, 4370 ALL W/ AG85, AG105 Or AG105L 4WD Front Axle), (398, 399, 6160, 6255, 6265 ALL W/ AG105 4WD Front Axle), (4240, 4265 ALL W/ AG105L 4WD Front Axle), 6260 W/ Dana 4WD Front Axle, 6265 W/ Dana Or AG105 4WD Front Axle

**A-3428571M1** Bushing, Front Axle 0.10 Lbs.



**For Models:** (4325, 4335 ALL W/ AG75 4WD Front Axle), (365, 375, 390, 390T, 4225, 4235 ALL W/ AG75 Or AG85 4WD Front Axle), (3050, 3060, 3065, 6110, 6120, 6130, 6140, 6235, 6245 ALL W/ AG85 4WD Front Axle), 4360 W/ AG85 Or AG105 4WD Front Axle, (4245, 4255, 4260, 4270, 4345, 4355, 4370 ALL W/ AG85, AG105 Or AG105L 4WD Front Axle), (398, 399, 6150, 6160, 6255 ALL W/ AG105 4WD Front Axle), (4240, 4265 ALL W/ AG105L 4WD Front Axle), 6260 W/ Dana 4WD Front Axle, 6265 W/ Dana Or AG105 4WD Front Axle

**A-3426332M1** Pin, Pivot, 4WD 2.50 Lbs.



**For Models:** 383, 390, 393, 397, 397T, 398, 399, 698T, 699, 1004, 1007, 1014, 1024, 1114, 1134, 2620, 2625, 2640, 2645, 2680, 2685, 2720, 2725, 3070, 3075, 3080, 3085, 3090, 3095, 3115, 3120, 3125, 3630, 3635, 3645, 3650, 3655, 3670, 3680, 3690

**A-3426523M2** Pin, Pivot, 4WD 2.30 Lbs.



**For Models:** 154F, 154-4S, 250, 253, 261, 265, 273, 275, 290, 293, 340, 350, 353, 353LX, 353S, 360, 362, 363, 363S, 373, 375, 377, 383, 387, 390, 390T, 393, 396, 397, 675, 690, 1007, 3050, 3060, 3065, 3075, 3085, 6110, 6120, 6130, 6140, 6150, 6160

**A-3429319M1** Pin, Pivot, 4WD 2.30 Lbs.



**For Models:** 265S, 3050, 3060, 3065, 3075, 3085, 365, 375, 390, 390T, 396, 398, 399, 4225, 4235, 4245, 4255, 4260, 4265, 4270, 6110, 6120, 6130, 6140, 6150, 6160, 275E, 290E, 375E, 390E

**A-180355M1** Seal 0.01 Lbs.  
Upper seal used on spindle upright.



**For Models:** FE35, TEA20, TED20, TEF20, 135, 148, 165, 230, 240, 250, 35, 50, 65, 765

**A-3429791M1** Seal, MFWD Hub 0.70 Lbs.



**For Models:** 261, 3050, 3060, 3065, 360, 362, 383, 393, 396, (364S, 374S, 384S, 394S ALL S/N <D03066), (375, 390 ALL S/N <B18008), 390T S/N <B18009

**A-3763364M91** Oil Seal Kit 0.60 Lbs.



**For Models:** (340, 350, 355, 360, 362, 365, 375, 390, 390T, 398, 399 ALL <12/1991)

**A-1427448M1** Bearing, Pivot Pin, Hub Carrier 1.00 Lbs.



**For Models:** 575, 590, (250, 265 ALL S/N <199990), (275, 290 ALL S/N <391222)

**A-3475909M1** Seal, Dustcap, Drive Shaft, 4WD 0.08 Lbs.



**For Models:** 360, (375, 390, 390T, 398 ALL S/N <B18008), 399 W/ A6-354.4 Engine

**A-395527X1** Oil Seal, MFWD Hub 0.33 Lbs.



**For Models:** 250, 265 S/N 193552>, 275 S/N <221522, 290 S/N <387020, 298, 575, 590, (675, 690 ALL 1/84>), 698, 698T, 699

**A-3428064M1** Oil Seal, MFWD Hub Carrier Driveshaft 0.10 Lbs.



**For Models:** 3050, 3060, 3065, 3070, 3075, 3080, 3085, 3090, 3095, 340, 350, 355, 360, 362, 3635, 3645, 365, 3655, 3660, 3670, 3680, 3690, 375, 390, 390T, 398, 399, 6170, 6180, 6190, 6270, 6280, 6290, 8110, 8120, 8130, 8140, 8150, 8160, 8210, 8220, 8240, 8250, 8260

**A-3429001X1** Oil Seal, MFWD Axle Beam Driveshaft 0.18 Lbs.  
**Replaces:** 3019956X1, 3426892M1



**For Models:** 3050, 3060, 3065, 3070, 3075, 3080, 3085, 3090, 3095, 340, 350, 355, 360, 362, 3630, 3635, 3645, 365, 3655, 3660, 3680, 375, 390, 390T, 398, 399

AGCO

ALLIS  
CHALMERS

DEUTZ

MASSEY  
FERGUSON

WHITE/  
OLIVER

CNH

CASE-IH

FORD / NEW  
HOLLAND

FIAT

BELARUS

BOBCAT

JCB

JOHN  
DEERE

KUBOTA

LANDINI

LEYLAND

LONG

McCORMICK

OTHER

RENAULT

SAME

VALTRA

VERSATILE

YANMAR

ZETOR

SCHWARTZ  
SPEECO

\*\*\* Truck icon indicates the item is shipped via truck freight.\*\*\*

# Front Axle/Steering Parts

Parts are not original equipment parts and are not sponsored, affiliated, or otherwise connected with any major brand.

**A-392108X1** Oil Seal, MFWD Hub Carrier & Input Reduction 0.04 Lbs.



**For Models:** 154-4, 154-4S, 174-4S, 184-4, 250, 254-4, 265, 274-4, 275, 290, 294-4, 298, (364S, 374S, 384S, 394S ALL S/N <D03066), 575, 590, 670, 690, 698, 698T, 699

**A-882261M1** Seal, Front Wheel Hub 0.13 Lbs.



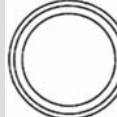
**For Models:** 24, 271 X, 271 XE, 281 X, 281 XE, 50E, 50F, 50H, 50H SERIES S, 50H SERIES T, 50HX, 50HX SERIES S, 50HX SERIES T, 60H, 60H SERIES S, 60H SERIES T, 6500H, 6800H

**A-3428067M1** Oil Seal, MFWD Inner Hub 0.08 Lbs.



**For Models:** 265S Turkey, 271, 275 UK, 281, 283 UK, 290 UK, 3050, 3060, 3065, 360, 362, 365 S/N <B18009, 375, 383, 390 S/N <B18008, 390T, 393, 396, 398, 399, 4225, 4235, 4240, 4243, 4245, 4253, 4255, 4260, 4263, 4265, 4270, 4325, 4335, 4345, 4355, 4360, 4370

**A-3429815M1** Seal, MFWD Hub 0.99 Lbs.



**For Models:** 3050, 3060, 3065, 3070, 3075, 3090, 3095, 3120, 3120T, 3125, 3140, 3630, 3645, 3650, 3655, 3660, 3670, 3680, 3690, (364S, 374S, 374V, 384S, 394S ALL S/N <D03066), 398 S/N <B18008, 399 W/ A6-354.4 Engine, 399 W/ 1006.6 Engine

**A-3426850M2** Bearing & Cup, MFWD Hub 2.38 Lbs.



**For Models:** 261, 271, 265S Turkey, 275 UK, 281, 283 UK, 290 UK, 3050, 3060, 3065, 3075, 360, 362, (364S, 394S, 374S, 384S ALL S/N <D03066), (375, 390 ALL S/N <B18008), (365, 375, 390, 390T, 398 ALL S/N <B18009), 399 W/ 1006.6 Engine, 383, 393, 396, 4225, 4235, 4240, 4243, 4245, 4253, 4255, 4260, 4263, 4265, 4270, 4325, 4335, 4345, 4355, 4360, 4370, 6140, 6150, 6235, 6245, 6255, 6265

**A-3426851M2** Bearing & Cup, MFWD Hub 3.82 Lbs.



**For Models:** 3070, 3075, 3080, 3085, 3090, 3095, 3630, 3635, 3645, 3650, 3655, 3660, 3670, 3680, 3690, 398, 399

**A-391337X1** Bearing, MFWD Final Drive 2.57 Lbs.



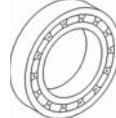
**For Models:** 154-4, 154-4S, 174-4S, 184-4, 24, 25, 254-4, 274-4, 294-4, (364S, 374S, 384S, 394S ALL S/N <D03066), 670, 690, 698, 699

**A-3426619M1** Bearing, MFWD Final Drive Pivot 1.45 Lbs.



**For Models:** 240 S/N A20286>, 253, 263, 2640, 3070, 3075, 3090, 3095, 3120, 3120T, 3125, 3140, 3505, 3525, 3545, 362, 3630, 3645, 3650, 3655, 3660, 3670, 3680, 3690, 396, 398, 399, 6170, 6180, 6190, 6270, 6280, 6290, 698, 699, 8120, 8140, 8150, 8160, 8210, 8220, 8240, 8245, 8250

**A-391336X1** Bearing, Outer, Hub Carrier 3.14 Lbs.



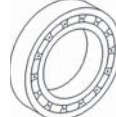
**For Models:** 670, 690, 698, 699, 154-4, 154-4S, 174-4S, 184-4, 254-4, 274-4, 294-4, (364S, 374S, 384S, 394S ALL SN <D03066), 24, 25

**A-3310930M91** Bearing, Pivot Pin, Hub Carrier 0.75 Lbs.



**For Models:** 154-4S, 174-4S, 253, 263, 265S Turkey, 271, 281, 3050, 3060, 3065, 3075, 360, 375, 383, (364S, 374S, 384S, 394S ALL S/N <D03066), 390, 390T S/N <B18009, 398 S/N B18009>, 50E, 50H, 50HX, 60H, 6140, 6150, 6235, 6245, 6255, 6265, 6270, 6280, 6290

**A-1441250X1** Input Bearing, Pinion Front 1.64 Lbs.



**For Models:** 3070, 3075, 3090, 3095, 3120, 3120T, 362, 398, 399, 4245, 4255, 4260, 4265, 4270, 4345, 4355, 4360, 4370, 6150, 6170, 6180, 6235, 6245, 6255, 6265, 6270, 6280, 6290

**A-3386985M1** Bearing, MFD Driveshaft Hanger 0.99 Lbs.



**For Models:** 3050, 3060, 3065, 3070, 3075, 3090, 3095, 3120, 3120T, 3125, 3505, 3525, 3545, 3630, 3645, 3650, 3655, 3660, 3670, 3680, 3690, 6140, 6150, 6170, 6180, 6190, 6235, 6245, 6255, 6265, 6270, 6280, 6290

**A-339481X1** Taper Bearing & Cup, Input, Pinion Rear 0.77 Lbs.



**For Models:** 261, 271, 281, 3050, 3060, 3065, 3070, 3075, 3090, 3095, 3120, 3120T, 3125, 360, 362, 3630, 3645, 365 SN <B18009, 3650, 3655, 3660, 3670, 3680, 3690, 374V SN <D03066, 375, 383, 390, 390T, 393, 396, 398, 399, 4225, 4235, 4240, 4243, 4245, 4253, 4255, 4260, 4263, 4265, 4270, 4325, 4335, 4345, 4355, 4360, 4370, 6140, 6150, 6170, 6180, 6190, 6235, 6245, 6255, 6265, 6270, 6280, 6290, 8120, 8140, 8150, 8160, 8210, 8220, 8240, 8245, 8250

**A-1440642X1** Input Bearing, Pinion Front 1.20 Lbs.



**For Models:** 261, 271, 281, 3050, 3060, 3065, 360, 362, 365 SN <B18009, 375, 383, 390, 390T, 393, 396, 4225, 4235, 4240, 4243, 4245, 4253, 4255, 4260, 4263, 4265, 4270, 4325, 4335, 4345, 4355, 4360, 4370, 50F, 6140, 6235, 6245, 6255

\*\*\* Truck icon indicates the item is shipped via truck freight. \*\*\*



# Front Axle/Steering Parts

Parts are not original equipment parts and are not sponsored, affiliated, or otherwise connected with any major brand.

**A-371153X1** O'Ring, Pivot Pin, Hub Carrier 0.04 Lbs.



**Dim/Info:**  
sold in multiples of 10

**For Models:** 2620, 2640, 2645, 2680, 2685, 2720, 2725, 3070, 3075, 3080, 3085, 3090, 3095, 3115, 3120, 3125, 3505, 3525, 3545, 3630, 3635, 3645, 3650, 3655, 3660, 3670, 3680, 3690, 398, 399, 6170, 6180, 698T, 8120, 8140, 8150, 8160

**A-196079M1** Dust Seal, Steering Linkage, Mainshaft 0.18 Lbs.



**For Models:** 150, 165, 165 UK, 175 UK, 178, 261, 270, 271, 275 UK, 281, 282, 283, 283 UK, 290, 290 UK, 50, 50F, 50H, 65, 670, 690

**A-3429002X1** Oil Seal, Hub Carrier, Driveshaft 0.20 Lbs.



**For Models:** 3050, 3060, 3065, 360, 362, 383, (375, 390 ALL SN <B18008), 390T SN <B18009, 393, 396

**A-392107X1** Oil Seal, Shaft, Input Reduction 0.10 Lbs.



**For Models:** 154-4, 154-4S, 174-4S, 184-4, 254-4, 274-4, 294-4, (364S, 374S, 384S, 394S ALL SN <D03066), 670, 690, 698, 699, 24, 25

**A-3427346M91** Cross & Bearing Kit 1.00 Lbs.



**For Models:** (340, 350, 355, 360, 362, 365, 375 ALL W/ Side Drive 4WD Front Axle)

**A-142344M1** Universal Joint, 4WD Front Axle 1.00 Lbs.  
**Replaces:** 3310344M91



**For Models:** (154-4, 154-4S, 174-4S, 184-4, 254-4, 274-4, 294-4, 3050 ALL MFWD), (3060, 3065 ALL W/ 4WD Center Drive Front Axle), (3070, 3090, 670 ALL MFWD), 690 W/ 4WD Front Axle

**A-3427330M1** Cross & Bearing Kit 1.56 Lbs.



**For Models:** 3680, 398, 399

**A-3475808M1** Universal Joint, Driveshaft 1.14 Lbs.



**For Models:** 240, 253, 263, 265S, 271, 275 UK, 281, 283 UK, 285S, 290 UK, 340, 350, 355, 360, 362, 365, 375, 383, 390, 390T, 393, 394S, 396, 398, 399

**A-700714882\*** Cross & Bearing Kit 1.14 Lbs.

**Replaces:** 3427352M91



**For Models:** 240 W/ AG65 MFWD Axle, 265 W/ Landini MFWD Axle, (340, 350, 355, 360, 362, 365, 375 ALL W/ Side Drive MFWD Axle), (383, 390, 390T, 393, 396 ALL W/ MFWD), (398, 399 ALL W/ Side Drive MFWD Axle)

**A-3428155M91\*** Cross & Bearing Kit 1.40 Lbs.



**For Models:** (3095, 3120T, 3125, 3140, 3645, 3655, 3660, 3670, 3690, 6150, 6170, 6180, 6190, 6270, 6280, 6290, 8120, 8140, 8210, 8220, 8240, 8250 ALL MFWD)

**A-1429021M1\*** Cross & Bearing Kit 1.53 Lbs.



**For Models:** (2640, 3050, 3060, 3070, 3075, 3090, 3095, 3120, 3120T, 3125, 3140, 3505, 3525, 3545, 3630, 3645, 3650, 3655, 3660, 3680, 698 ALL W/ MFWD)

**A-3429436M1\*** Cross & Bearing Kit 1.00 Lbs.



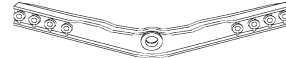
**For Models:** (393, 3050, 3060, 3065, 3075, 6140, 6150, 6235, 6245, 6255, 6265 ALL MFWD)

**A-3764883M91\*** Cross & Bearing Kit 1.02 Lbs.



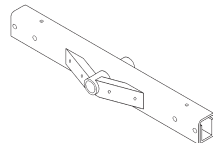
**For Models:** 6170, 6180, 6270, 6280, 6290, 8210, 8220, 8240, 8250

**A-183219M91** Front Axle Beam w/ Pivot Bushing 34.50 Lbs.



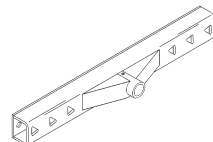
**For Models:** T035, 135, 20, 2135, 230, 235, 35

**A-512982M92** Front Axle Assembly w/ Pivot Bushing 68.00 Lbs.



**For Models:** 165, 175, 255, 265, 275, 3165, (30, 31 ALL IND)

**A-1865911M92** Front Axle Assembly w/ Pivot Bushing 39.50 Lbs.



**For Models:** 135, 235

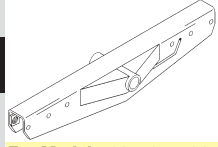
- AGCO
- ALLIS CHALMERS
- DEUTZ
- MASSEY FERGUSON
- WHITE/ OLIVER
- CNH
- CASE-IH
- FORD / NEW HOLLAND
- FIAT
- BELARUS
- BOBCAT
- JCB
- JOHN DEERE
- KUBOTA
- LANDINI
- LEYLAND
- LONG
- MCCORMICK
- OTHER
- RENAULT
- SAME
- VALTRA
- VERSATILE
- YANMAR
- ZETOR
- SCHWARTZ
- SPEECO

\*\*\* Truck icon indicates the item is shipped via truck freight.\*\*\*

# Front Axle/Steering Parts

Parts are not original equipment parts and are not sponsored, affiliated, or otherwise connected with any major brand.

**A-897625M94** Front Axle Assembly 65.00 Lbs.



**For Models:** 165, 255, 265, 392S

**A-1670913M91** Hose Assembly, Front Axle Lubricating 0.68 Lbs.



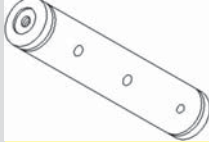
**For Models:** 20D, 20F, 231, 240, 240P, 250, 30E, 30H, 360, 40E

**A-1862267M1** Axle Bolt, Trunion Pin, Support 0.09 Lbs.



**For Models:** 135 UK, 165 UK, 175 UK, 178, 265S Turkey, 271, 281, 282, 50F

**A-1670939M1** Pin, Front Axle (Greaseable Type) 5.34 Lbs.



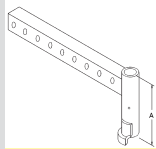
**Dim/Info:**

1 5/8" Dia.  
9 1/4" Long

**For Models:** 230, 235, 240, 250, 135 SN 140129->, 148 SN 604670->

**A-888300M92** Knee Assembly (RH) 30.08 Lbs.

**A-3774675M91** Knee Assembly (LH) 29.82 Lbs.

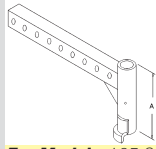


**Dim/Info:**  
A - 8.750"

**For Models:** 135 UK SN 140128->HD Axle, 235 STD Straight Axle, 240 SN N01001-A20286 Power Steering, 240S Manual/Power Steering

**A-898220M91** Knee Assembly, Standard Front (RH/LH) 37.00 Lbs.  
Used w/ A-898221M96 & A-898222M96 spindles

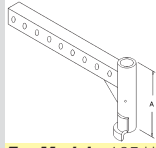
**Dim/Info:**  
A - 7.625"



**For Models:** 165 South Africa, 165 UK Standard Clearance, 255 Standard Clearance, (270, 290 ALL Lo-Clearance)

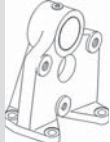
**A-897471M91** Knee Assembly, Row Crop (RH/LH) 34.16 Lbs.  
Used w/ A-897475M96 & A-897476M95 Spindles

**Dim/Info:**  
A - 10.625"



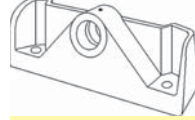
**For Models:** 165 UK High Clear Heavy Duty W/A4.212 or AD4.203 Eng. SN <- 508598, (175 UK, 178 ALL SN 724936->), 255 Export Row Crop SN <-9A282625, 270 Std. Clearance, 275 UK Heavy Duty, (282, 283 ALL Std. Clearance), 283 UK Heavy Duty, 290 Std. Clearance, 290 UK

**A-506913M91** Support, Front Axle Pivot 13.50 Lbs.



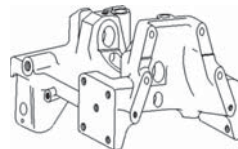
**For Models:** 150, 302, 304, 356, 40, 50, 65, 165 ROW CROP

**A-503561M92** Support, Front Axle Pivot (Front) 33.24 Lbs.



**For Models:** 1100, 1105, 1130, 1135, 1150, 1155

**A-1684301M91** Support, Front Axle 205.00 Lbs.



**For Models:** 168, 175, 178, 185, 188, 270, 298, 392S, 670, 698, 699, 165 EXCEPT W/203 ENG, (265, 285, 290, 690 ALL HVY DUTY), (275, 283 ALL UK MODELS ONLY)

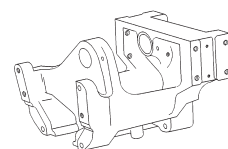
**A-1688611M91** Axle Support 87.00 Lbs.  
Uses pin A-1869633M1

**Replaces:** 1670975M96



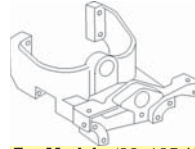
**For Models:** 230, 135 SN 140129->, 148 SN 604670->, 240 W/ MANUAL STEERING, 235 W/ STRAIGHT AXLE, 240S

**A-517911M92** Support, Front Axle 133.80 Lbs.



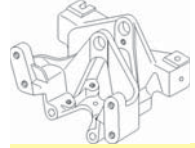
**For Models:** 20C, (235, 245 ALL Orchard), 30B, 30D, 40, 4500 Forklift

**A-826890M2** Support, Front Bolster 54.00 Lbs.




**For Models:** (20, 135 ALL SN <9A86902), 135 UK SN <140128, 2135, 35, 35X, FE35, TO35 W/ Gas Engine

**A-826968M2** Support, Front Bolster 55.00 Lbs.



**For Models:** (35X, FE35 ALL W/ 23C Engine), TO35 Std. W/ Diesel Engine

**A-2521680K94** Support, Front Axle 210.00 Lbs.



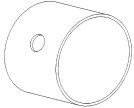
**For Models:** 265S MFG. IN TURKEY

\*\*\* Truck icon indicates the item is shipped via truck freight. \*\*\*

# Front Axle/Steering Parts

Parts are not original equipment parts and are not sponsored, affiliated, or otherwise connected with any major brand.

**A-512394M1** Bushing, Axle 0.22 Lbs.



**Dim/Info:**  
2 X 2 1/8 X 1 1/2"

**For Models:** 20C, 235, 245, 30B, 30D, 40, 4500

**A-194624M1** Bushing, Front Axle Support 0.20 Lbs.



**Dim/Info:**  
This Bushing Needs To Be Reamed To The Correct ID.

**For Models:** 165, 175, 255, 285 SN <9A281393, (30, 3165 ALL TURF)

**A-3426938M1** Bushing, Front Axle Housing 0.15 Lbs.



**For Models:** 3050, 3060, 3065, 3070, 3075, 3080, 3085, 3090, (340, 342, 350, 355, 360, 362, 365, 375, 390, 390T, 398, 399 ALL W/ 4WD SIDE DRIVE FRONT AXLE), (3095, 3630, 3635, 3645, 3650, 3655, 3660, 3670, 3680, 3690 ALL W/ 4WD CENTER DRIVE FRONT AXLE)

**A-897712M2** Bushing, Front Axle 0.34 Lbs.



**Dim/Info:**  
2.070" O.D., 1.880" I.D.  
2" Long

**For Models:** 11, 168, 175, 178, 188, 24, 25, 255, 265, 270, 275, 282, 283, 285, 290, 360, 362, 383, 390, 390T, 393, 398, 399, 40E, 50E, 50H, 50HT, 565, 575, 60H, 60HT, 6500, 670, 675, 6800, 690, 165 SOUTH AFRICA ONLY

**A-182850M1** Bushing, Axle Pivot (Flanged) 0.42 Lbs.



**Dim/Info:**  
2.06" O.D  
2.13" O.D. At Flange  
1.750" I.D.  
.790" Width

**For Models:** FE35, TE20, TO20, TO30, TO35, 20, 2135, 230, 235, 35, 135 SN <-140129, 148 SN <-604669

**A-1660114M2** Bushing, Axle 0.24 Lbs.  
**Replaces:** 888314M1



**Dim/Info:**  
1.900" O.D., 1.660" I.D.  
1.280" Long

**For Models:** 235, 245, 135 SN 140129->, 148 SN 604670->

**A-1660457M1** Bushing, Front Axle Pivot 0.22 Lbs.



**Dim/Info:**  
1 7/8" X 2" X 1 3/8"

**For Models:** 20C, 20D, 20E, 20F, 230, 231, 240, 240P, 245, 250, 253, 263, 30E, 360, 362, 40E

**A-512980M1** Bushing, Rear Center Pivot 0.42 Lbs.



**Dim/Info:**  
1.875 X 2.125 X 2.500

**For Models:** 165, 175, 245, 255, 265, 275, 285, 30, 31, 3165

**A-512979M1** Bushing, Front Center Pivot 0.18 Lbs.



**Dim/Info:**  
1.875 X 2.062 X 1.125

**For Models:** 165, 175, 245, 255, 265, 275, 285, 30, 31, 3165

**A-196049M1** Bushing, Front Axle Pivot 0.22 Lbs.



**Dim/Info:**  
2" I.D.  
1 7/8" Long

**For Models:** SUPER 90, 150, 165, 65, 85, 88

**A-503937M1** Bushing, Pivot Pin 0.22 Lbs.



**Dim/Info:**  
2" I.D.  
2 1/8" O.D.  
1 7/8" Long

**For Models:** 1080, 1085, 1100, 1105, 1130, 1135, 1150, 1155

**A-180344M1** Bushing, Center Pivot 0.20 Lbs.



**Dim/Info:**  
1 49/64" X 1 29/32" X 1 1/2"

**For Models:** 35FE SN <-4859, TE20, TEA20, TO20, TO30, TO35

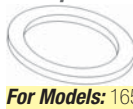
**A-898018M1** Shim, Trunion Pin, Support 0.08 Lbs.  
**Replaces:** 505238M1



**Dim/Info:**  
.028" Wide

**For Models:** 165, 168, (175, 178 ALL S/N 724937 >), 185, 188, 265, 275, 285, 290, 340, 342, 350, 352, 355, 360, 362, 365, 372, 375, 390, 390T, 398, 399, 50B, 50B MKII, 565, 575, 590, 675, 690, 698


**A-898019M1** Shim, Trunion Pin, Support 0.08 Lbs.  
**Replaces:** 505240M1



**Dim/Info:**  
1-29/32" x 2-5/8"  
0.034" Thick

**For Models:** 165, 168, (175, 178 ALL S/N 724937), 185, 188, 265, 275, 285, 290, 340, 342, 350, 352, 355, 360, 362, 365, 372, 375, 390, 390T, 398, 399, 50B, 50B MKII, 565, 575, 590, 675, 690, 698

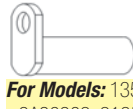
**A-898020M1** Shim 0.08 Lbs.  
**Replaces:** 505239M1



**Dim/Info:**  
1-29/32 x 2-5/8"  
0.039" Wide

**For Models:** 165, 168, (175, 178 ALL S/N 724937>), 185, 188, 265, 275, 285, 290, 340, 342, 350, 352, 355, 360, 365, 372, 375, 390, 390T, 398, 399, 50B, 50B MKII, 565, 575, 590, 675, 690, 698

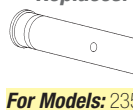
**A-183221M1** Pin, Front Axle 4.08 Lbs.



**Dim/Info:**  
1.750" Dia., 5.500" Long  
Hollow Center

**For Models:** 135 SN <9A86902, 135 UK SN <-140129, 148 SN <-604669, 20 SN <9A86902, 2135 TURF UTIL. NARROW, 35, FE135 CONVENTRY, FE35, TO20, TO30, TO35

**A-1869633M1** Pin, Front Axle 5.64 Lbs.  
**Replaces:** 888311M1



**Dim/Info:**  
1.660" Dia., 9.187" Long





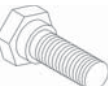

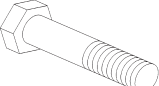
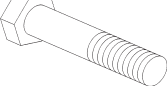
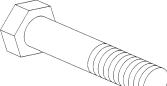
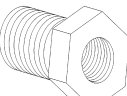
**For Models:** 235, 245, 148 SN 604670->, 135 UK SN 140129->

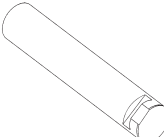
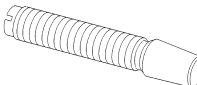

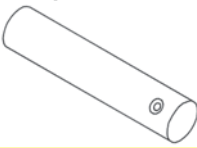






- AGCO
- ALLIS CHALMERS
- DEUTZ
- MASSEY FERGUSON
- WHITE/ OLIVER
- CNH
- CASE-IH
- FORD / NEW HOLLAND
- FIAT
- BELARUS
- BOBCAT
- JCB
- JOHN DEERE
- KUBOTA
- LANDINI
- LEYLAND
- LONG
- MCCORMICK
- OTHER
- RENAULT
- SAME
- VALTRA
- VERSATILE
- YANMAR
- ZETOR
- SCHWARTZ
- SPEECO

\*\*\* Truck icon indicates the item is shipped via truck freight.\*\*\*

# Front Axle/Steering Parts

Parts are not original equipment parts and are not sponsored, affiliated, or otherwise connected with any major brand.

	<b>A-512116M1</b>	Pivot Pin	4.70 Lbs.
		<i>Dim/Info:</i> 2 X 9.440" Solid	
<b>AGCO</b>	<i>For Models:</i> 20C, 235, 245, 30B, 40, 4500		
<b>ALLIS CHALMERS</b>	<b>A-544438M1</b>	Pivot Pin (Hollow), Axle	4.90 Lbs.
<b>DEUTZ</b>		<i>Dim/Info:</i> 1.875" X 9"	
<b>MASSEY FERGUSON</b>	<i>For Models:</i> 20D, 230 SEMI-SWEPT SN 9A243032>, 245 STD, NARROW, ORCHARD SEMI-SWEPT, 20C TURF SEMI-SWEPT		
<b>WHITE/OLIVER</b>	<b>A-1471630M1</b>	Pivot Pin, Steering Cylinder	0.33 Lbs.
		<i>Replaces:</i> 898363M1, 1671322M1	
	<i>For Models:</i> 165 UK, 168, 175 UK, 178, 185, 188, 265, 275, 285, 290		
<b>CNH</b>	<b>A-1860023M1</b>	Pivot Pin, Front Axle	6.58 Lbs.
		<i>Dim/Info:</i> 1.75" X 9.875" Solid	
	<i>For Models:</i> 235, 230 SN <-243032, (135, 20 ALL SN 9A86902->)		
<b>CASE-IH</b>	<b>A-181953M2</b>	Bolt, Pivot Pin Retaining	0.29 Lbs.
		<i>Dim/Info:</i> 5/8" X 1 7/8" NF 7/8" Diameter Shoulder	
<b>FORD / NEW HOLLAND</b>	<i>For Models:</i> FE35, T020, T030, T035, 2135, 35, (135, 20 ALL SN <9A86902)		
<b>FIAT</b>	<b>A-881384M1</b>	Tab Washer, Front Axle	0.09 Lbs.
			
<b>BELARUS</b>	<i>For Models:</i> 165, 20D, 20F, 250, 253, 255, 2640, 2675, 270, 2705, 2745, 2775, 2805, 282, 283, 290, 298, 30E, 30H, 3050, 3060, 3070, 3120, 3140, 3525, 3545, 360, 3630, 3650, 375, 383, 390, 390T, 393, 398, 399, 40E, 50E, 50H, 50HT, 5650, 60, 60H, 60HT, 6500H, 670, 6800H, 690, 698		
<b>BOBCAT</b>	<b>A-1860268M1</b>	Axle Bolt	0.30 Lbs.
<b>JCB</b>		2 WD, Straight	
<b>JOHN DEERE</b>	<i>For Models:</i> 135 SN: 140129 >, 148, 230, 240, 550		
<b>KUBOTA</b>	<b>A-523387M1</b>	Bolt w/ Shoulder, Axle Lock	0.76 Lbs.
<b>LANDINI</b>		<i>Replaces:</i> 182501M1	
<b>LEYLAND</b>	<i>Dim/Info:</i> 3/4" X 3 1/4" NF Hex w/ Shoulder		
<b>LONG</b>	<i>For Models:</i> 150, 165, 175, 20C, 230, 245, 255, 265, 270, 275, 283, 290, 30, 31, 3165, 50, 65, 670, 690		
<b>MCCORMICK</b>	<b>A-894061M1</b>	Bolt w/o Shoulder, Front Axle	0.50 Lbs.
<b>OTHER</b>		<i>Dim/Info:</i> .750" Dia., 3.500" Long (w/o shoulder)	
<b>RENAULT</b>	<i>For Models:</i> F40, 150, 165, 255, 283, 285, 290, 30, 3165, 392S, 50, 565, 575, 590, 65, 675, 690, 765, (165, 168, 175, 178, 185, 188, 265, 275, 285, 290 ALL STD DUTY W/EITHER MANUAL OR PS)		
<b>SAME</b>	<b>A-894060M3</b>	Shoulder Nut	0.22 Lbs.
<b>VALTRA</b>		<i>Dim/Info:</i> 1.100" Dia., 1.375" Long	
<b>VERSATILE</b>	<i>For Models:</i> 165, 165 UK, 175, 175 UK, 178, 255, 261, 271, 275 UK, 281, 283 UK, 290, 290 UK, 565, 65, 765, 283 Brazil, 265S Turkey		

	<b>A-1869634M1</b>	Pin, Front Axle	6.78 Lbs.
		<i>Dim/Info:</i> 1.756" Dia. 10.375" Long	
	<i>For Models:</i> 235, 245, 148 SN 604670->, 135 UK SN 140129->		
	<b>A-182725M1</b>	Screw, Valve Adjustment	0.42 Lbs.
		<i>Dim/Info:</i> .750" Dia., 3.900" Long	
	<i>For Models:</i> 135, 150, 168, 175, 178, 188, 265, 275, 282, 285, 290, 356, 50, 65, 165 W/A14.212 ENG.		
	<b>A-578172M1</b>	Axle Stay Pin	0.24 Lbs.
		Used w/ A-544438M1 pivot pin	
	<i>For Models:</i> 245 STD., VINEYARD / NARROW ORCHARD W/SEMI-SWEPT FRONT AXLE, 20C TURF-W/SEMI-SWEPT FRONT AXLE, 230 W/SEMI-SWEPT FRONT AXLE		
	<b>A-1684285M1</b>	Pin, Front Axle	8.08 Lbs.
		<i>Replaces:</i> 898016M3	
	<i>Dim/Info:</i> 1.875" Dia., 10.375" Long Solid		
	<i>For Models:</i> 261, 270, 283, 290, 298, 50E, 670, 690, 698, (165, 275, 283, 290 ALL UK MODEL), 265S TURKEY		
	<b>A-1861583M1</b>	Pivot Peg	0.10 Lbs.
			
	<i>For Models:</i> 20D, 231, 240, 240P, 250, 30E		
	<b>A-1863312M1</b>	Shim Washer, Pivot Pin	0.04 Lbs.
			
	<i>For Models:</i> 135, 235, 245		
	<b>A-882868M1</b>	Shim Washer, Pivot Pin	0.08 Lbs.
			
	<i>For Models:</i> 11, 231, 240, 240P, 253, 270, 282, 283, 290, 298, 360, 362, 375, 383, 390, 390T, 392S, 393, 398, 399, 50E, 50H, 6500, 670, 690, 698, 699		
	<b>A-513195M2</b>	Bolster Pin	3.98 Lbs.
		<i>Dim/Info:</i> 1.873" O.D., 11.0" Long	
	<i>For Models:</i> 165, 175, 255, 265, 275, 285, 30, 31, 3165		
	<b>A-522259M2</b>	Pin, Pivot Pin Locking	0.10 Lbs.
		Used w/ Pivot Pins A-513195M2, A-1684285M1, 1695081M1, 3700469M2	
	<i>Replaces:</i> 517107M1		
	<i>For Models:</i> 165, 175, 255, 261, 265, 265S, 270, 275, 281, 283, 285, 285S, 290, 298, 30, 365, 375, 383, 390, 390T, 396, 398, 399, 670, 690, 698, 699, 4225, 4235, 4240, 4245, 4255, 4265, 4325, 4335, 4345, 4355, 31, 3165, 50E		
	<b>A-180771M91</b>	Radius Rod Assembly	13.49 Lbs.
		<i>Replaces:</i> 883295M91	
	<i>For Models:</i> 135, 135 UK, 20, 2135, 35, 35 TURF, 35 UTILITY		

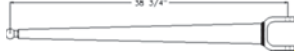
\*\*\* Truck icon indicates the item is shipped via truck freight. \*\*\*



# Front Axle/Steering Parts

Parts are not original equipment parts and are not sponsored, affiliated, or otherwise connected with any major brand.


**A-521488M92** Radius Rod Assembly 18.50 Lbs.



**Dim/Info:**  
38.75"

**For Models:** T035, 235, (135, 20 ALL SN 9A81478>)


**A-1890727M91** Shaft & Nut, Steering 5.32 Lbs.  
Fits UK models only.



**Dim/Info:**  
22.500" Long

**For Models:** (20D, 230, 231, 240, 240P, 250, 30E ALL UK MODELS)


**A-1850003M92** Shaft & Nut, Steering 5.22 Lbs.  
fits UK models only.



**Dim/Info:**  
21.000" long

**For Models:** 35 CONVENTRY UK, 135 SN 400000 UK, (FE135, FE35 ALL UK)

**A-1675411M91** Shaft & Nut, Steering 7.74 Lbs.  
Fits UK models only.



**Dim/Info:**  
27.375" Long

**For Models:** 282, (165, 168, 175, 178, 188, 265, 275, 285, 290 ALL UK MODELS)


**A-1805743M92** Shaft & Nut, Steering 7.28 Lbs.  
Fits UK models only w/ manual steering.



**Dim/Info:**  
24.875" Long

**For Models:** 165 UK W/ S/N 100001->, (168, 185, 188 ALL UK), 265 UK S/N <-181258, 275 UK S/N <-211773, 282 UK, 290 UK S/N <-344186

**A-1867192M91** Steering Shaft 5.50 Lbs.



**Dim/Info:**  
22.500" Long

**For Models:** (FE135, FE35 ALL CONVENTRY, ONLY UK MODELS), (135, 140, 20D, 231, 240P, 250, 30E ALL ONLY UK MODELS)

**A-195592M1** Nut, Steering Wheel 0.10 Lbs.



**Dim/Info:**  
5/8" Domed Head

**A-195592WW** Steering wheel Nut w/ Washer 0.24 Lbs.  
195592M1 Steering Wheel Nut w/ Washer



**For Models:** FE35, PONY, SUPER 90, TEA20, TE20, TO20, TO30, TO35, 135, 20, 202, 203, 204, 205, 270, 283, 290, 298, 35, 4800, 4840, 4880, 4900, 50, 50E, 65, 85, 88

**A-180577M1** Washer, Steering Wheel 0.10 Lbs.



**For Models:** F40, TE20, TO20, TO30, TO35, 135, 203, 205, 2135, 35, 356, 50, 65, 85, 88

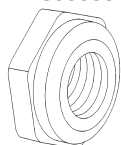
**A-1751702M1** Steering Shaft Seal 0.05 Lbs.  
**Replaces:** 1876951M1



**Dim/Info:**  
(49/64" X 1 3/8" X 25/64")

**For Models:** T035, 135, 20, 202, 203, 204, 205, 2135, 230, 235, 245, 35

**A-1850033M1** Adjustable Ballrace, Steering Wheel Column 0.23 Lbs.



**For Models:** 20D, 231, 240, 240P, 250, 30E, (FE135, FE35 ALL CONVENTRY)

**A-1850053M91** Washer, Steering Column 0.08 Lbs.



**For Models:** 135, 20D, 231, 240, 240P, 250, 30E, (FE135, FE35 ALL CONVENTRY)

**A-1850234M1** Seal, Steering Column 0.01 Lbs.



**For Models:** 20D, 231, 240, 240P, 250, 30E, (FE135, FE35 ALL CONVENTRY)

**A-1850020M1** Seal, Steering Column 0.01 Lbs.



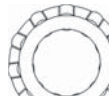
**For Models:** FE35

**A-890357M1** Dust Boot, Steering 0.04 Lbs.



**For Models:** FE35, 135, 140, 20D, 235, 240P, 250, 30E, FE135 CONVENTRY

**A-760906M1** Bearing Cone, Steering Gear 0.10 Lbs.



**For Models:** 22, 22K, 33, 333, 44, 444, 44-6, COLT, TE20, TEA20, TO20, TO30

**A-1850032M1** Bearing, Upper Steering 0.09 Lbs.



**For Models:** FE135, FE35, 20D, 231, 240, 240P, 250, 30E

**A-1850031M1** Bearing, Lower Steering 0.10 Lbs.



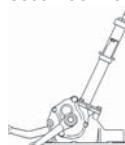
**For Models:** FE135, FE35, 20D, 231, 240, 240P, 250, 30E

**A-1866904M1** Pin, Steering 0.09 Lbs.  
**Replaces:** 1850026M1



**For Models:** (FE135, FE35 ALL CONVENTRY)

**A-1673663M1** Steering Box Assembly 39.00 Lbs.  
Uses 1691798M1 steering wheel.



**Dim/Info:**  
A- 17" Length

**For Models:** (T035, 135, 35 ALL FOR MANUAL STRG TRACTORS)

AGCO

ALLIS  
CHALMERS

DEUTZ

MASSEY  
FERGUSON

WHITE/  
OLIVER

CNH

CASE-IH

FORD / NEW  
HOLLAND

FIAT

BELARUS

BOBCAT

JCB

JOHN  
DEERE

KUBOTA

LANDINI

LEYLAND

LONG

McCORMICK

OTHER

RENAULT

SAME

VALTRA

VERSATILE

YANMAR

ZETOR

SCHWARTZ  
SPEECO

\*\*\* Truck icon indicates the item is shipped via truck freight.\*\*\*

# Front Axle/Steering Parts

Parts are not original equipment parts and are not sponsored, affiliated, or otherwise connected with any major brand.

**A-1687020M92** Steering Gear Assembly 47.50 Lbs.  
Manual Steering

**Dim/Info:**  
A- 20" length



AGCO

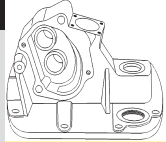
ALLIS  
CHALMERS

DEUTZ

**For Models:** (275, 290 ALL ONLY UK MODELS), 265S ONLY TURKEY MODELS

MASSEY  
FERGUSON

**A-1851998M3** Steering Box 10.18 Lbs.



WHITE/  
OLIVER

**For Models:** (FE135, FE35 ALL CONVENTRY W/ MANUAL STEERING), (135, 20D, 231, 240, 240P, 250, 30E ALL W/ MANUAL STEERING)

**A-828996M1** Cover Plate, Steering Housing 1.60 Lbs.



CNH

CASE-IH

**For Models:** (20D, 231, 240, 240P, 250, 30E ALL W/ P. STRG.)

FORD / NEW  
HOLLAND

**A-1850040M1** Cover Plate, Steering Housing 1.60 Lbs.



FIAT

**For Models:** (FE35, 240 ALL W/ MANUAL STRG.)

**A-3473253M91** Steering Box Housing 20.70 Lbs.



BELARUS

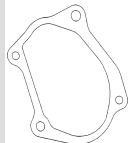
BOBCAT

JCB

**For Models:** (275, 290 ALL UK)

JOHN  
DEERE

**A-1850041M1** Gasket, Steering Cap 0.04 Lbs.



KUBOTA

LANDINI

**For Models:** FE135, FE35, 20D, 231, 240, 240P, 250, 30E

LONG

**A-1850024M1** Washer, Steering Cap 0.03 Lbs.



McCORMICK

OTHER

**For Models:** 135, 20D, 231, 240, 240P, 250, 30E, (FE135, FE35 ALL COVENTRY)

RENAULT

**A-881126M2** Housing, Steering Shaft 2.12 Lbs.



SAME

VALTRA

**For Models:** (20D, 231, 240, 240P, 250, 30E ALL W/ P. STRG.)

VERSATILE

**A-1863359M1** Grommet, Steering Tube 0.07 Lbs.



YANMAR

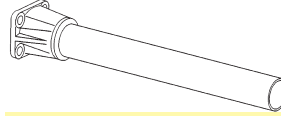
ZETOR

**For Models:** 165, 168, 175, 178, 185, 188, 265, 275, 282, 285, 290

SCHWARTZ  
SPEECO

**A-1883132M91** Steering Column Tube Assembly 3.36 Lbs.

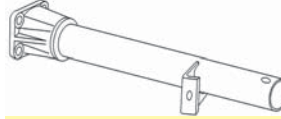
**Dim/Info:**  
16.187" Long



**For Models:** 165, 282

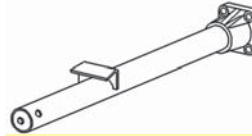
**A-1675413M91** Steering Column Tube Assembly 4.49 Lbs.

**Dim/Info:**  
18.000" Long



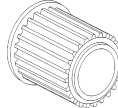
**For Models:** 282

**A-3473255M1** Steering Column 4.28 Lbs.



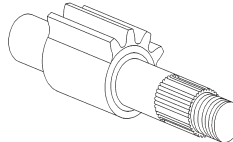
**For Models:** (275, 290 ALL UK)

**A-1853210M1** Bushing, Steering Tube 0.12 Lbs.



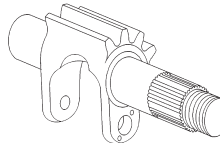
**For Models:** 165, 168, 175, 178, 185, 188, 265, 275, 282, 285, 290

**A-1850017M1** Shaft, Steering Rocker Top 4.18 Lbs.



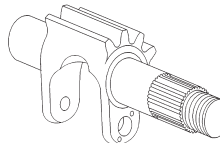
**For Models:** 148, 240, 250, (FE135, FE35 ALL CONVENTRY)

**A-1889567M1** Shaft, Steering Rocker Bottom 3.94 Lbs.



**For Models:** (230, 240, 250 ALL ONLY UK MODELS)

**A-1861704M1** Rocker Shaft (Steering Box) 4.10 Lbs.



**For Models:** (FE135, FE35 ALL CONVENTRY, ONLY UK MODELS), (148, 35 ALL ONLY UK MODELS)

**A-1697365M1** Pitman Shaft, Steering 7.76 Lbs.  
Gear has .250" top width on teeth



**For Models:** 235 W/POWER ST., 230 W/POWER ST. SN9A243032>, 245 W/POWER ST. SN9A349239>

**A-1697366M1** Pitman Shaft, Steering 4.34 Lbs.  
Gear has .250" top width on teeth



**For Models:** 235 W/POWER ST., 230 W/POWER ST. SN9A243032>, 245 W/POWER ST. SN9A349239>

\*\*\* Truck icon indicates the item is shipped via truck freight. \*\*\*

# Front Axle/Steering Parts

Parts are not original equipment parts and are not sponsored, affiliated, or otherwise connected with any major brand.

**A-1698365M1** Pitman Shaft, Steering (LH) 7.52 Lbs.  
Gear has .125" top width on teeth  
*Replaces:* 1873936M2



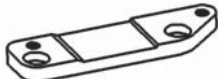
*For Models:* 230 W/ MAN. STRG SN <9A349239 OR P. STRG SN <9A243032, 235 W/ PS, 245 W/ PS SN <9A349239

**A-1698366M1** Pitman Shaft, Steering 4.36 Lbs.  
Gear has .125" top with on teeth



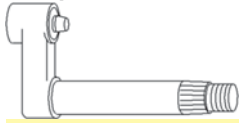
*For Models:* 230 W/MAN. ST SN<9A349239, POWER ST. SN<9A243032, 245 W/POWER ST. SN<9A349239, 235 W/POWER STEERING

**A-737181M1** Bracket, Steering Gear 1.46 Lbs.  
Steering gear to flywheel housing adapter plate  
*Replaces:* 36235821



*For Models:* (150, 165, 255, 30, 3165, 40B ALL W/ DSL ENGINE)

**A-1806227M91** Shaft, Steering Rocker 7.56 Lbs.  
*Replaces:* 1805744M91



*Dim/Info:*  
1.500" Dia. Shaft  
8.500" Long

*For Models:* 265S, 282, 165 UK MODEL

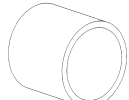
**A-1606882M3** Shaft, Power Steering Cylinder 1.63 Lbs.



*Dim/Info:*  
.980" Dia., 8.312" Long

*For Models:* 245, 255, 265, 270, 275, 282, 283, 285, 290, 50E, 50H, 670, 690

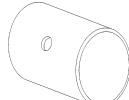
**A-897235M1** Bushing, Steering Shaft 0.16 Lbs.



*Dim/Info:*  
2.000" O.D., 1.876" I.D.  
1.500" Long

*For Models:* 165, 168, 178, 185, 188, 265, 270, 275, 282, 283, 285, 290, 298, 392S, 50E, 50H, 6500H, 670, 690, 698, 699, 8530F

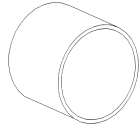
**A-190560M1** Bushing, Steering Arm 0.07 Lbs.



*Dim/Info:*  
.877" O.D., .750" I.D.  
1.250" Long

*For Models:* 135, 150, 165, 175, 245, 255, 265, 270, 275, 282, 283, 285, 290, 30, 302, 304, 3165, 356, 50, 50E, 50H, 65, 670, 690

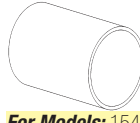
**A-1850018M1** Bushing, Steering Sector Shaft 0.10 Lbs.



*Dim/Info:*  
1.382" O.D., 1.252" I.D.

*For Models:* 148, 20D, 231, 240, 240P, 250, 30E, 35, (FE135, FE35 ALL CONVENTRY)

**A-1850517M1** Bushing, Steering Sector Shaft 0.18 Lbs.



*Dim/Info:*  
1.630" O.D., 1.500" I.D.  
1.780" Long

*For Models:* 154-4, 165, 168, 175, 178, 185, 188, 265, 274-4, 275, 282, 285, 290, 50, 5830, 65, 6830, 7830, 8830

**A-196057M1** Bushing, Steering Pedestal 0.12 Lbs.



*For Models:* 150, 40, 65, 50 MASSEY FERGUSON

**A-196050M1** Bushing, Steering Support 0.10 Lbs.



*For Models:* 150, 165, 40, 65, 50 MASSEY FERGUSON

**A-180363M1** Bushing, Steering Gear Outer 0.10 Lbs.



*Dim/Info:*  
1 5/16" X 1 7/16" X 1 13/64"

*For Models:* TE20, TEA20, T020, T030

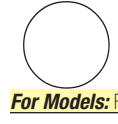
**A-195783M1** Bushing, Steering Gear Inner 0.20 Lbs.



*Dim/Info:*  
1 1/8" X 1 7/16" X 1 1/8"

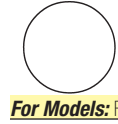
*For Models:* TE20, TEA20, T020, T030

**A-22199X** Steering Balls, 3/8" Dia. 0.01 Lbs.  
Fits most US, Italy, UK, Landini, France, French, Ursus & Poland tractors as well as many combines and other implements.  
*Replaces:* 13535X




*For Models:* FITS SEVERAL MODELS

**A-354466X1** Steering Balls, 5/16" Dia. 0.01 Lbs.  
Fits most US, French, Toyosha, UK, France, Mexico, Ursus & Poland tractors as well as many combines and other implements.  
*Replaces:* 2971X



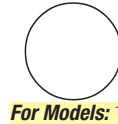
*For Models:* FITS SEVERAL MODELS

**A-16779X** Steering Ball, 7/8" Dia. 0.1 Lbs.  
Fits all UT, US, Italy, UK, France, Brazil, Landini and all combines.



*For Models:* FITS SEVERAL MODELS

**A-22200X** Steering Ball 0.03 Lbs.  
*Replaces:* 195390M1



*Dim/Info:*  
.500" Dia. Steering Ball

*For Models:* 11, 1100, 1130, 135, 175, 180, 201, 202, 203, 204, 205, 302, 304, 356, 85, 88, 90 SUPER

**A-022258X** Bearing, Steering Shaft 0.28 Lbs.




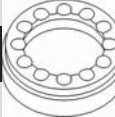




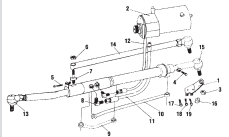
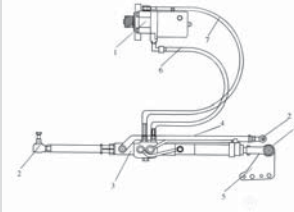
*Dim/Info:*  
(205FF)

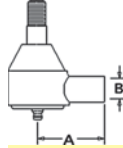
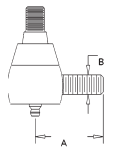


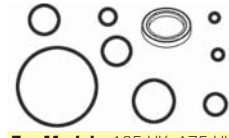



*For Models:* 1100, 1130, 1150

- AGCO
- ALLIS CHALMERS
- DEUTZ
- MASSEY FERGUSON
- WHITE/OLIVER
- CNH
- CASE-IH
- FORD / NEW HOLLAND
- FIAT
- BELARUS
- BOBCAT
- JCB
- JOHN DEERE
- KUBOTA
- LANDINI
- LEYLAND
- LONG
- MCCORMICK
- OTHER
- RENAULT
- SAME
- VALTRA
- VERSATILE
- YANMAR
- ZETOR
- SCHWARTZ
- SPEECO

\*\*\* Truck icon indicates the item is shipped via truck freight. \*\*\*

# Front Axle/Steering Parts

	<b>A-1883133M91</b>	Bearing Assembly, Steering	0.25 Lbs.
<b>AGCO</b>			
<b>ALLIS CHALMERS</b>	<b>For Models:</b> 165, 168, 175, 178, 185, 188, 265, 275, 282, 285, 290		
<b>DEUTZ</b>	<b>A-1850526M91</b>	Bearing & Cage, Steering	0.43 Lbs.
<b>MASSEY FERGUSON</b>			
<b>WHITE/OLIVER</b>	<b>For Models:</b> 50, 65		
	<b>A-180549M1</b>	Steering Shaft Bearing Cone (Upper/Lower)	0.08 Lbs.
<b>CNH</b>			
<b>CASE-IH</b>	<b>For Models:</b> (SUPER 95, T035, 135, 2135, 35 ALL W/ MANUAL STEERING)		
<b>FORD / NEW HOLLAND</b>	<b>A-180526M1</b>	Steering Shaft Bearing Cup (Upper/Lower)	0.24 Lbs.
<b>FIAT</b>			
	<b>For Models:</b> (SUPER 95, T035, 135, 2135, 35 ALL W/ MANUAL STEERING)		
	<b>A-1893623M1</b>	Seal, Steering Box, Upper & Lower Arm Shaft	0.05 Lbs.
<b>BELARUS</b>			
<b>BOBCAT</b>	<b>For Models:</b> 135 UK, 148, 155, 158, 230, 240, 35, FE135, FE35		
<b>JCB</b>	<b>A-3186320M92</b>	Power Steering Cylinder Assembly	16.90 Lbs.
<b>JOHN DEERE</b>			
<b>KUBOTA</b>	<b>Replaces:</b> 1853466M93		
<b>LANDINI</b>	<b>For Models:</b> 165 UK, 175 UK, 178, 265S, 275 UK, 282, 290 UK		
<b>LEYLAND</b>	<b>A-MF100</b>	Power Steering Kit	67.00 Lbs.
<b>LONG</b>	Contains all parts pictured above		
<b>MCCORMICK</b>			
<b>OTHER</b>	<b>A-AHS2038</b>	Pump	12.81 Lbs.
	<b>A-MF100CC</b>	Complete Cylinder	23.45 Lbs.
<b>RENAULT</b>	<b>For Models:</b> (135, 240, 240S ALL W/ PERKINS DSL ONLY)		
<b>SAME</b>	<b>A-MF105</b>	Power Steering Kit	73.20 Lbs.
<b>VALTRA</b>	Contains all parts pictured below		
<b>VERSATILE</b>			
<b>YANMAR</b>	<b>For Models:</b> (165, 168, 175, 178, 185, 188 ALL W/ 212, 236, / 248 ENG ONLY)		
<b>ZETOR</b>			
<b>SCHWARTZ SPEECO</b>			

	<b>A-1851618M2</b>	Cylinder End	0.62 Lbs.
			
	<b>Dim/Info:</b> A - 1.280" B - 1/2- 20 NF RH Thrd.		
	<b>For Models:</b> 148, 230, 240, 250, 135 UK		
	<b>A-1851617M2</b>	Steering Cylinder End, Male Thread	0.68 Lbs.
			
	<b>Dim/Info:</b> A - 1.625" B - .500" - 20 RH		
	<b>For Models:</b> 135, 148, 230, 240, 250, 550		
	<b>A-3314663M91</b>	Steering Cylinder Kit	0.02 Lbs.
			
	<b>Dim/Info:</b> Kit Includes: (1) 1442919X1 O-Ring, (1) 1749973M1 Seal, (1) 1884795M1 Ring, (1) 3186175M1 Seal, (1) 1851635M1 O-Ring, (1) 1851626M1 Seal		
	<b>For Models:</b> 135 UK MODEL, 148, 20E, 230, 240 SN N01001-A20286, 40 SN 838145>, 550		
	<b>A-1885710M91</b>	Steering Cylinder Repair Kit	0.05 Lbs.
			
	<b>For Models:</b> 168, 178, 50, (165, 175 ALL UK MODEL)		
	<b>A-1810437M91</b>	O'Ring Kit, Power Steering Cylinder	0.03 Lbs.
			
	<b>For Models:</b> 165 UK, 175 UK, 178, 282		
	<b>A-1606890M91</b>	O'Ring Kit, Power Steering	0.10 Lbs.
	Laser new series w/ plastic type piston rings & white backup washer.		
			
	<b>For Models:</b> 265, 275, 285, 290, 298, 30D, 50, 50B, (565, 575, 590, 675, 690 ALL 2 WHEEL DRIVE)		
	<b>A-3900287M91</b>	Seal Kit, Steering Cylinder	0.21 Lbs.
	Repairs 3617723M1 Steering Cylinder		
			
	<b>For Models:</b> 3075, 3080, 3085, 3090, 3095, 3115, 3120, 3125, 3140, 3635, 3645, 3655, 3660, 3670, 3680, 3690, 6150, 6160, 6170, 6180, 6190, 8110, 8120, 8130, 8140, 8150, 8160		
	<b>A-3484807M1</b>	Seal Kit, Steering Cylinder	0.25 Lbs.
			
	<b>For Models:</b> (340, 350, 355, 360, 362, 365, 375, 390, 390T, 398, 399 ALL 4WD)		

Parts are not original equipment parts and are not sponsored, affiliated, or otherwise connected with any major brand.

\*\*\* Truck icon indicates the item is shipped via truck freight. \*\*\*



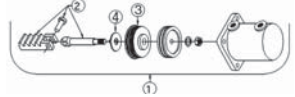
# Front Axle/Steering Parts

**A-1471634M2** Cylinder Rod Pin, Steering Linkage 0.20 Lbs.



**For Models:** 165 UK, 175 UK, 178, 261, 265S Turkey, 270, 271, 275 UK, 281, 282, 283, 283 UK, 290, 290 UK, 50E, 50F, 50H, 50HX, 60H, 670, 690

**A-1041940M91** Power Steering Cylinder Kit (Ref. 1) 10.04 Lbs.  
Contains all parts listed below including: Rack, Pin, and Rod. Does not include a Seal kit.



**A-1751665M1KIT** Rack, Pin, and Rod (Ref. 2) 1.29 Lbs.  
Component parts of this matched set are not available separately.

**A-1041936M1** Pin (ONLY) to connect rack and rod (Ref. 2) 0.06 Lbs.  
Pin only.

**A-1751662M1** Rod (ONLY) (Ref. 2) 0.39 Lbs.

**A-1019500M91** Adapter (Ref. 3) 1.48 Lbs.

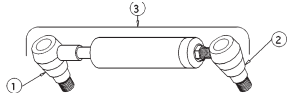
**A-1751664M1** Rack Stop Plate (Ref. 4) 0.10 Lbs.

**A-364449M1** Nut 1/2-20 Toplock 0.03 Lbs.

**For Models:** 135, 20, 2135, 35, 35 TURF, 35 UTILITY, T035

**A-192749M92** Universal Cylinder (Ref. 3) 6.20 Lbs.  
To change from LH to RH, loosen jam nut and swivel to correct angle.

**Replaces:** 168009M92, 183179M91, 183182M92, 185380M92, 3401240M91, 3401241M91



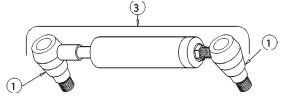
**Dim/Info:**  
1.500" Bore  
.750" Dia. Rod  
Barrell Length 8"

**A-192749FT** Female Ball Joint End. (Ref. 1) 0.72 Lbs.  
Female end threads onto rod.

**A-192749MT** Male Ball Joint End (Ref. 2) 0.58 Lbs.  
End threads into cylinder head.

**For Models:** 20, 202, 203, 205, 2135

**A-1749213M91** Universal Cylinder (Ref. 3) 10.94 Lbs.  
**Replaces:** 1749214M91



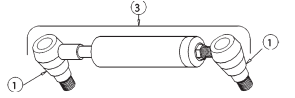
**Dim/Info:**  
1.625" Bore  
.875" Dia. Rod

**A-1033035M91** Male Ball Joint End (Ref. 1) 0.92 Lbs.  
End threads into cyl. & rod tube.

**Dim/Info:**  
(2) Used.

**For Models:** 20C, 235, 30B, 40B, 4500 IND, 245 Orchard

**A-511562M91** Universal Cylinder (Ref. 3) 10.26 Lbs.  
To change from LH to RH, loosen jam nut and swivel to correct angle.



**Dim/Info:**  
1.750" Bore  
.875" Dia. Rod  
19.750" Extended  
14.000" Retracted

**A-1033035M91** Male Ball Joint End (Ref. 1) 0.92 Lbs.  
End threads into cyl. & rod tube.

**Dim/Info:**  
(2) Used.

**For Models:** 2200

**A-1680493M92** Tube Assembly, Power Assist Steering 0.40 Lbs.



**For Models:** 20D, 20E, 240 SN: < N01001, 240 SN: N01001 - A20286, 240S ENG SN: < J31062, 250, 30E

**A-1680495M91** Tube Assembly, Power Assist Steering 0.35 Lbs.



**For Models:** 20D, 20E, 240 SN: N01001 - A20286, 240S ENG SN: < J31062, 250, 30E, 240 SN: < N01001


**A-1670916M91** Tube Assembly, Power Assist Steering 0.25 Lbs.



**Dim/Info:**  
I.D.: 1/8"  
Length: 20-1/4"

**For Models:** 20D, 20F, 265S, 275 UK, 290 UK, 30E, 30H, 40E W/ 2-WHEEL DRIVE, 50E POWER SHUTTLE, 50F, 50H APRIL 1987 >, 50H SERIES S W/ 2-WHEEL DRIVE, 50H SERIES T, 50HX APRIL 1987 >, 50HX SERIES S W/ 2-WHEEL DRIVE, 50HX SERIES T, 60H APRIL 1987 >, 60H SERIES S W/ 2-WHEEL DRIVE, 60H SERIES T

**A-897153M91** Hose Assembly, Power Assist Steering 0.90 Lbs.



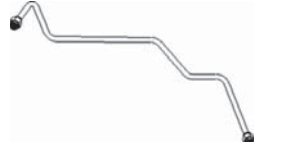
**For Models:** 165 UK W/ A4, 212, 175, 178

**A-1669611M91** Tube Assembly, Power Assist Steering 0.45 Lbs.



**For Models:** 265S, 275 UK

**A-1674946M91** Tube Assembly, Power Assist Steering 0.50 Lbs.




**For Models:** 265S, 275 UK, 282

**A-1671228M92** Hose, Power Assist Steering 0.80 Lbs.



**For Models:** 265S, 271, 275 UK, 281, 282, 290 UK

**A-1683831M91** Hose Assembly, Power Assist Steering 0.25 Lbs.  
**Replaces:** 1683031M91



**For Models:** 265S, 270, 271 2-WHEEL DRIVE, HYDROSTATIC, 275 UK, 281 2-WHEEL DRIVE, HYDROSTATIC, 283, 283 UK 2-WHEEL DRIVE, 290, 290 UK, 670, 690

**A-1669613M91** Tube Assembly, Power Assist Steering 0.50 Lbs.



**For Models:** 282, 290 UK

**A-1674944M91** Tube Assembly, Power Assist Steering 0.50 Lbs.



**For Models:** 290 UK

**A-1671945M1** Steering Wheel 4.56 Lbs.  
**Replaces:** 894737M1



**Dim/Info:**  
36 Splined Center

**For Models:** 165, 168, 175, 185, 188, 265, 285, 290, 575 SN <-270719, 590 SN <-380795, 565 SN <-6585483







Parts are not original equipment parts and are not sponsored, affiliated, or otherwise connected with any major brand.

AGCO
ALLIS CHALMERS
DEUTZ
MASSEY FERGUSON
WHITE/ OLIVER
CNH
CASE-IH
FORD / NEW HOLLAND
FIAT
BELARUS
BOBCAT
JCB
JOHN DEERE
KUBOTA
LANDINI
LEYLAND
LONG
MCCORMICK
OTHER
RENAULT
SAME
VALTRA
VERSATILE
YANMAR
ZETOR
SCHWARTZ
SPEECO

\*\*\* Truck icon indicates the item is shipped via truck freight.\*\*\*

# Front Axle/Steering Parts

Parts are not original equipment parts and are not sponsored, affiliated, or otherwise connected with any major brand.

	<b>A-1691798M1</b>	Steering Wheel <i>Replaces:</i> 1673006M1	5.20 Lbs.
<b>AGCO</b>		<b>Dim/Info:</b> 40 Splined Center	
<b>ALLIS CHALMERS</b>			
<b>DEUTZ</b>	<b>For Models:</b> 230, 240, 250		
<b>MASSEY FERGUSON</b>	<b>A-180576M1</b>	Steering Wheel <i>Replaces:</i> 899623M1, 1894488M1	3.52 Lbs.
<b>WHITE/OLIVER</b>		<b>Dim/Info:</b> Keyed Center	
	<b>A-195592M1</b>	Steering Wheel Nut	0.10 Lbs.
<b>CNH</b>		<b>Dim/Info:</b> 5/8" Domed Head	
<b>CASE-IH</b>	<b>A-180577M1</b>	Washer, Steering Wheel	0.10 Lbs.
<b>FORD / NEW HOLLAND</b>			
<b>FIAT</b>	<b>For Models:</b> F40, TE20, TO20, TO30, TO35, 135, 135 UK, 203, 205, 2135, 35, 356, 50, 65, 85, 88		
	<b>A-195592WW</b>	Nut w/ Washer, Steering Wheel 195592M1 Steering Wheel Nut w/ Washer	0.24 Lbs.
<b>BELARUS</b>			
<b>BOBCAT</b>	<b>For Models:</b> FE35, PONY, SUPER 90, TEA20, TE20, TO20, TO30, TO35, 135, 20, 202, 203, 204, 205, 270, 283, 290, 298, 35, 4800, 4840, 4880, 4900, 50, 50E, 65, 85, 88		
<b>JCB</b>	<b>A-5A6</b>	Aluminum Steering Wheel Spinner (Polished Aluminum Knob)	0.60 Lbs.
<b>JOHN DEERE</b>			
<b>KUBOTA</b>			
<b>LANDINI</b>	<b>A-5A612</b>	Spinner Display	8.00 Lbs.
<b>LEYLAND</b>		<b>Dim/Info:</b> 12 Weather Proof Aluminum Steel Ball Bearing Spinners w/ Display	
<b>LONG</b>			
<b>McCORMICK</b>	<b>A-5A6BL</b>	Aluminum Steering Wheel Spinner (Plastic Coated Knob / Black)	0.42 Lbs.
<b>OTHER</b>	<b>A-5A6YL</b>	Aluminum Steering Wheel Spinner (Plastic Coated Knob / Yellow)	0.42 Lbs.
<b>RENAULT</b>	<b>A-5A6G</b>	Aluminum Steering Wheel Spinner (Plastic Coated Knob / Green)	0.42 Lbs.
<b>SAME</b>	<b>A-5A6BU</b>	Aluminum Steering Wheel Spinner (Plastic Coated Knob / Blue)	0.42 Lbs.
<b>VALTRA</b>	<b>A-5A6R</b>	Aluminum Steering Wheel Spinner (Plastic Coated Knob / Red)	0.42 Lbs.
<b>VERSATILE</b>	<b>For Models:</b>		
<b>YANMAR</b>			
<b>ZETOR</b>			
<b>SCHWARTZ SPEECO</b>			

\*\*\* Truck icon indicates the item is shipped via truck freight. \*\*\*