

# Rims & Wheels

Parts are not original equipment parts and are not sponsored, affiliated, or otherwise connected with any major brand.

**A-FW45166** Rim, Front Wheel 4.5" X 16" 22.57 Lbs.  
Capacity based on 20 MPH max speed.  
**Replaces:** E6NN1007LA, 8N1015C, D2NN1007L, E9NN1007SA



**Dim/Info:**  
16" x 4.50E  
6 Bolt Hub  
6" Bolt Circle  
4.625" Pilot Hole  
lb. capacity2300

**For Models:**

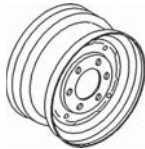
**A-FW55166** Rim, Front Wheel 5.5" X 16" 26.94 Lbs.  
Capacity based on 20 MPH max speed.  
**Replaces:** AL82488, JD3039, AL68277



**Dim/Info:**  
16" x 5.50F  
6 Bolt Hub  
6" Bolt Circle  
4.625" Pilot Hole  
lb. capacity3500

**For Models:** CX100, CX70, CX80, CX90, C100, C70, C80, C90, 1190, 1194, 1200, 1210, 1212, 1290, 1294, 1390, 1394, 1410, 1412, 1490, 1494, 1594, 1690, 1694, 3210, 3220, 385, 395, 4100, 4220, 4230, 4240, 474, 475, 484, 485, 495, 574, 584, 585, 595, 674, 684, 685, 695, 784, 785, 795, 880, 884, 885, 990, 995, 996

**A-K947937** Rim, Front Wheel 4.5" X 16" 22.57 Lbs.  
**Replaces:** 704675R91, 704104R91, 3048866R91, K947938, K914053, K907803



**Dim/Info:**  
4:50 x 16  
6 Bolt  
6" Circle  
4 5/8" Pilot  
Dim E (5)5:50 or 6:00 x 16 Tire

**For Models:** 1190, 1194, 1210, 1212, 1290, 1390, 2300, 248, 2500A, 258, 268, 354, 384, 385, 434, 444, 474, 484, 485, 584, 585, 674, 684, 685, 770A, 770B, 780, 880, 880A, 880B, 885, 990, 990A, 990B, 995, 996, HYDRO 84

**A-VLD1802\*** Mudguard - MFWD Axles 6.50 Lbs.



**Dim/Info:**  
Width: 20.500"  
Length: 61.000"  
Radius: 32.283"  
Depth: 1.771"  
No Pre-Drilled Holes

**For Models:** FITS SEVERAL MODELS W/ MFWD

**A-VLD1803\*** Mudguard - MFWD Axles 8.30 Lbs.



**Dim/Info:**  
Width: 23.622"  
Length: 62.204"  
Radius: 32.283"  
Depth: 2.165"  
No Pre-Drilled Holes

**For Models:** FITS SEVERAL MODELS W/ MFWD

**A-VLD1810** Mudguard - MFWD Axles 5.28 Lbs.



**Dim/Info:**  
Width: 16.000"  
Length: 51.500"  
Radius: 28.346"  
Depth: 1.574"  
No Pre-Drilled Holes

**For Models:** FITS SEVERAL MODELS W/ MFWD

**A-VLD1811** Mudguard - MFWD Axles 5.95 Lbs.



**Dim/Info:**  
Width: 19.000"  
Length: 51.500"  
Radius: 30.708"  
Depth: 1.968  
No Pre-Drilled Holes

**For Models:** FITS SEVERAL MODELS W/ MFWD

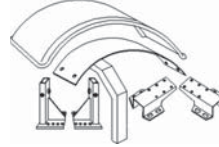
**A-VLD1812** Mudguard- 2WD Axles 2.81 Lbs.



**Dim/Info:**  
Width: 12.204"  
Length: 42.125"  
Radius: 25.984"  
Depth: 1.771"  
No Pre-Drilled Holes

**For Models:** FITS SEVERAL MODELS W/ 2WD Axle

**A-VLD1800** Mudguard Kit -MFWD Axles 67.00 Lbs.  
Kit includes: LH & RH brackets & (2) A-VLD1810 mudguards.

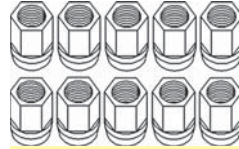


**Dim/Info:**  
For ZF and Carraro type MFWD Axles.

**A-VLD1850** Bolt Kit For 4WD Mudguard 5.62 Lbs.

**For Models:** FITS SEVERAL MODELS W/ MFWD

**A-933602R1** Nut, Rear Wheel (10PK) 1.18 Lbs.



**Dim/Info:**  
sold in multiples of 10

**For Models:** 523, 624, 644, 744, 824, 844

**A-404341R3** Stud, Rear Wheel (10 pk) 2.02 Lbs.  
**Replaces:** 539276R1



**Dim/Info:**  
sold in multiples of 10

**For Models:** 3210, 3220, 3230, 4210, 4220, 4230, 4240, C100, C50, C60, C70, C80, C90, CX100, CX50, CX60, CX70, CX80, CX90

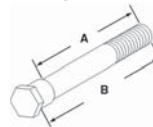
**A-3047575R2** Nut, Wheel 1.06 Lbs.



**Dim/Info:**  
10 pk  
sold in multiples of 10

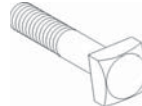
**For Models:** 3210, 3220, 384, 385, 395, 4220, 4230, 4240, 454, 474, 475, 484, 485, 495, 574, 584, 585, 595, 674, 684, 685, 695, 784, 785, 795, 884, 885, 895, 995

**A-K611270** Bolt, Rim Wheel (10/Pk) 0.31 Lbs.  
**Replaces:** 406951R2, 406951R1



**For Models:** 1190, 1194, 1200, 1210, 1212, 1290, 1294, 1390, 1394, 1410, 1412, 1490, 1494, 1690, 3210, 3220, 3230, 385, 395, 4210, 4220, 4230, 4240, 454, 474, 475, 484, 485, 495, 574, 584, 585, 595, 674, 684, 685, 695, 770A, 770B, 780, 784, 785, 795, 880A, 880B, 884, 885, 895, 990, 995, 996, C100, C50, C60, C70, C80, C90, CX100, CX50, CX60, CX70, CX80, CX90

**A-393772R1** Bolt, Rear Rim Wheel Clamp 0.50 Lbs.  
Used w/ 380870R1 rear wheel clamp & HD34NFNUT Nut.



**For Models:** 1026, 1066, 1086, 1206, 1256, 1456, 1486, 1566, 1568, 1586, 3088, 3288, 3388, 3488, 3588, 3688, 3788, 5088, 5288, 5488, 6388, 6588, 6788, 706, 756, 766, 786, 806, 826, 856, 966, 986, HYDRO 100, HYDRO 186

AGCO  
ALLIS  
CHALMERS  
DEUTZ  
MASSEY  
FERGUSON  
WHITE/  
OLIVER

CNH  
CASE-IH

FORD / NEW  
HOLLAND  
FIAT

BELARUS  
BOBCAT  
JCB  
JOHN  
DEERE

KUBOTA  
LANDINI  
LEYLAND

LONG  
McCORMICK

OTHER  
RENAULT  
SAME






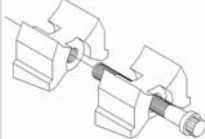
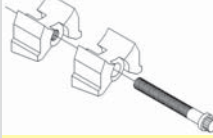

VALTRA  
VERSATILE  
YANMAR  
ZETOR








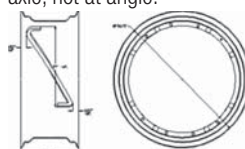
SCHWARTZ  
SPEECO

\*\*\* Truck icon indicates the item is shipped via truck freight.\*\*\*

# Rims & Wheels

Parts are not original equipment parts and are not sponsored, affiliated, or otherwise connected with any major brand.

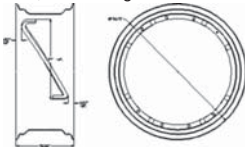
AGCO ALLIS CHALMERS DEUTZ MASSEY FERGUSON WHITE/ OLIVER	<b>A-HD34NFNUT</b> Nut, Wheel Clamp Bolt 0.11 Lbs. Used w/ 393772R1 bolt, for use w/ 380870R1 rear wheel clamp.	
	<b>For Models:</b> 1026, 1066, 1086, 1206, 1256, 1456, 1486, 1566, 1586, 3088, 3288, 3388, 3488, 3588, 3688, 3788, 5088, 5288, 5488, 6388, 6588, 6788, 706, 756, 766, 786, 806, 826, 856, 966, 986, HYDRO 100, HYDRO 186	
	<b>A-363016R1</b> Clamp, Rear Rim Wheel 0.70 Lbs.	
CNH CASE-IH	<b>A-6326DC</b> Clamp, Rear Wheel 14.46 Lbs.	
	<b>For Models:</b> 2504 W/ 5" Offset Wheel, 2656, 300, 340, 350, 400 SN 5181 > W/ 38" Rims, 450 SN 501 > W/ 38" Rims, 460, 504 W/ 5" Offset Wheel, 560, 656, 666, 686, HYDRO 70, HYDRO 86	
	<b>For Models:</b> M, SUPER M	
FORD / NEW HOLLAND FIAT	<b>A-373926R1</b> Clamp, Rear Rim Wheel 1.15 Lbs.	
	<b>For Models:</b> 2504 W/ 5" Offset Wheels, (2656, 340, 460 ALL W/ Single Ramp Type Clamp Wheels), 504 W/ 5" Offset Wheels, (560, 656, 666, 686, HYDRO 70, HYDRO 86 ALL W/ Single Ramp Type Clamp Wheels)	
	<b>A-381725R1</b> Clamp, Rear Wheel, Adjustable 1.35 Lbs.	
BELARUS BOBCAT JCB JOHN DEERE KUBOTA	<b>A-1287801C91</b> Wedge Kit, Rear Wheel (3.25") 10.20 Lbs. Wedges are not sold separately.	
	<b>Dim/Info:</b> w/ (2) wedges, (1) bolt	
	<b>For Models:</b> (2500, 2504, 2544, 2656, 504, 544, 574, 584, 585, 595, 656, 666, 674, 684, 685, 686, 695, 784, 884, 885, 895, 995, HYDRO 70, HYDRO 86 ALL W/ Double Ramp Type Clamp Wheels)	
LANDINI LEYLAND LONG	<b>A-1287802C92</b> Wedge Kit, Rear Wheel (3.5") 9.68 Lbs. Wedges are not sold separately.	
	<b>Dim/Info:</b> w/ (2) wedges, (1) bolt	
	<b>For Models:</b> 1086, 1456, 1466, 1486	
McCORMICK OTHER RENAULT SAME VALTRA	<b>A-223312</b> Wedge Bolt 2.00 Lbs.	
	<b>Dim/Info:</b> HD 78NF Thread	
	<b>For Models:</b> HYDRO 100, HYDRO 186, 706, 756, 766, 786, 806, 826, 966, 986, 1026, 1066, 1456, 1466, 3088, 3288, 3488, 3688, 6788	

<b>A-539827R2</b> Stud w/ Nut, Wheel 1.16 Lbs. <i>Replaces:</i> 539827R1		<b>Dim/Info:</b> 6.500" 7/8-14 UNF
<b>For Models:</b> (HYDRO 100, HYDRO 186, 766, 786, 856, 886, 966, 986, 1066, 1086, 1456, 1466, 1468, 1486, 21456, 2856, 3088, 3288, 3388, 3488, 3588, 3688, 3788, 4366, 4386, 5088, 6388, 6588, 6788 ALL W/ Clamp Style Wheel)		
<b>A-K67624</b> Rim, Rear Wheel 10" X 28" 6 Loop 52.00 Lbs.		<b>Dim/Info:</b> 10" x 28" 6 Loop Clamp
<b>For Models:</b> ALL MODELS		
<b>A-K67980</b> Rim, Rear Wheel 11" X 28" 6 Loop 55.00 Lbs.		<b>Dim/Info:</b> 11" x 28" 6 Loop Clamp
<b>For Models:</b> ALL MODELS		
<b>A-G47510</b> Rim, Rear Wheel 10" X 28" 6 Loop 52.00 Lbs.		<b>Dim/Info:</b> 10" x 28" 6 Loop Clamp
<b>For Models:</b> ALL MODELS		
<b>A-RW08244</b> Rim, Rear Wheel 8" X 24" 4 Loop 33.00 Lbs.		
<b>For Models:</b> ALL MODELS USING 8X24 REAR RIM W/4 LUGS		
<b>A-RW09244</b> Rim, Rear Wheel 9" X 24" 4 Lug 36.36 Lbs.		<b>Dim/Info:</b> 4 Lug Clamp
<b>For Models:</b> ALL MODELS USING 9X24 REAR RIM W/4 LUGS		
<b>A-RW10244</b> Rim, Rear Wheel 10" X 24" 4 Lug 42.00 Lbs.		<b>Dim/Info:</b> 4 Lug
<b>For Models:</b> ALL MODELS USING 10X24 REAR RIM W/4 LUGS		
<b>A-PAR10244</b> Rim, Power Adjust Wheel 10" X 24" 4 Rail 42.00 Lbs. For double ramp clamp, holes in rail for stop body screw are parallel to axle, not at angle.		<b>Dim/Info:</b> 4 Rail Fits Tire Size: 11.2" x 24" ; 12.4" x 24"
<b>For Models:</b> FITS SEVERAL MODELS		

\*\*\* Truck icon indicates the item is shipped via truck freight. \*\*\*

# Rims & Wheels

**A-PAR11284** Rim, Power Adjust Wheel 11" X 28" 4 Rail 61.00 Lbs.  
For double ramp clamp, holes in rail for stop body screw are parallel to axle, not at angle.



**Dim/Info:**  
Fits Tire Size: 12.4 x 28 or  
13.6 x 28  
4 Rail

**For Models:** FITS SEVERAL MODELS

**A-PAR12284** Rim, Power Adjust Wheel 12" X 28" 4 Rail 68.00 Lbs.  
For double ramp clamp, holes in rail for stop body screw are parallel to axle, not at angle.

**Dim/Info:**  
12" X 28"  
4 Rail

**For Models:** FITS SEVERAL MODELS

**A-RW1038** Rim, Rear Wheel 10" X 38" 58.75 Lbs.



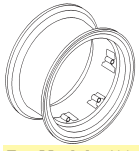
**For Models:** FITS SEVERAL MODELS

**A-RW1138** Rim, Rear Wheel 11" X 38" 64.00 Lbs.



**For Models:** FITS SEVERAL MODELS

**A-RW12246** Rim, Rear Wheel 12" X 24" 6 Lug 52.00 Lbs.



**For Models:** ALL MODELS USING 12X24 REAR RIM W/6 LUGS

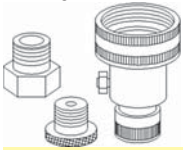
**A-RW13286** Rim, Rear Wheel 13" X 28" 6 Lug 64.03 Lbs.

**Dim/Info:**  
6-Lug



**For Models:** ALL MODELS USING 13X28 REAR RIM W/6 LUGS

**A-5D6** Water Adapter 0.20 Lbs.  
Use to connect garden hose coupling to air liquid tractor valves. Includes bushings to fit both external & internal threads.



**For Models:** FITS SEVERAL MODELS

Parts are not original equipment parts and are not sponsored, affiliated, or otherwise connected with any major brand.

AGCO  
ALLIS  
CHALMERS  
DEUTZ  
MASSEY  
FERGUSON  
WHITE/  
OLIVER

CNH  
CASE-IH

FORD / NEW  
HOLLAND  
FIAT

BELARUS  
BOBCAT  
JCB  
JOHN  
DEERE  
KUBOTA

LANDINI  
LEYLAND  
LONG

McCORMICK

OTHER  
RENAULT  
SAME

VALTRA  
VERSATILE  
YANMAR  
ZETOR

SCHWARTZ  
SPEECO

\*\*\* Truck icon indicates the item is shipped via truck freight.\*\*\*