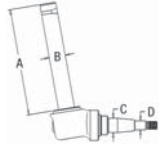


# Front Axle/Steering Parts

Parts are not original equipment parts and are not sponsored, affiliated, or otherwise connected with any major brand.

**A-350603R91** Spindle (RH/LH) 13.28 Lbs.



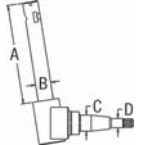
**Dim/Info:**  
A - 13.125"  
B - 1.234"  
C - 1.189"  
D - .750"

**A-356609R1** Bushing 0.20 Lbs.

**A-WBKI10** Wheel Bearing Kit 3.65 Lbs.

**For Models:** A, A1, SUPER A

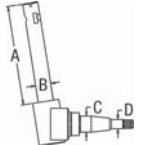
**A-364009R2** Spindle (LH) 4.96 Lbs.



**Dim/Info:**  
A - 6.625"  
B - .998"  
C - 1.062"  
D - .625"

**For Models:** CUB, CUB LO-BOY

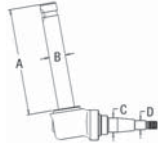
**A-364010R92** Spindle (RH) 4.96 Lbs.



**Dim/Info:**  
A - 6.625"  
B - .998"  
C - 1.062"  
D - .625"

**For Models:** CUB, CUB LO-BOY

**A-356531R91** Spindle (RH/LH) 13.56 Lbs.



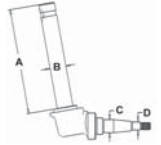
**Dim/Info:**  
A - 13.625"  
B - 1.234"  
C - 1.189"  
D - .750"

**A-356609R1** Bushing 0.20 Lbs.

**A-WBKI10** Wheel Bearing Kit 3.65 Lbs.

**For Models:** 100, 130, 140 W/CAST WHEELS, (AV, AV1, A1, SUPER A ALL W/FIXED OR ADJ. FRONT)

**A-370537R91** Spindle (RH/LH) 15.74 Lbs.



**Dim/Info:**  
A - 17.687"  
B - 1.234"  
C - 1.250"  
D - .750"

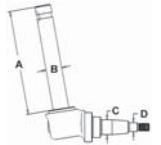
**A-356609R1** Bushing 0.20 Lbs.

**A-WBKI10** Wheel Bearing Kit 0.84 Lbs.

Kit also contains A-49116D gasket.

**For Models:** 140 HI CLEARANCE

**A-370536R91** Spindle (RH/LH) 13.80 Lbs.



**Dim/Info:**  
A - 13.675"  
B - 1.234"  
C - 1.250"  
D - .750"

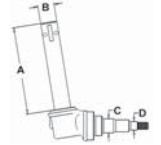
**A-356609R1** Bushing 0.20 Lbs.

**A-WBKI10** Wheel Bearing Kit 0.84 Lbs.

Kit also contains A-49116D gasket.

**For Models:** 140 W/ FIXED FRONT AXLE, EXCEPT HI CLEARANCE

**A-371705R91** Spindle (RH/LH) 13.05 Lbs.



**Dim/Info:**  
A - 8.000"  
B - 1.420"  
C - 1.250"  
D - .750"

**A-368621R1** Bushing 0.14 Lbs.

**A-365317R91** Bearing, Thrust Spindle 0.44 Lbs.

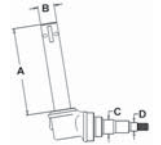
**A-368627R1** Washer, Felt 0.01 Lbs.

**A-WBKI10** Wheel Bearing Kit 0.84 Lbs.

Kit also contains A-49116D gasket.

**For Models:** 200, 230, 240, 2404, 2424, 2444, 404, 444

**A-373890R91** Spindle (RH/LH) 14.31 Lbs.



**Dim/Info:**  
A - 11.000"  
B - 1.420"  
C - 1.250"  
D - .750"

**A-368621R1** Bushing 0.14 Lbs.

**A-365317R91** Bearing, Thrust Spindle 0.44 Lbs.

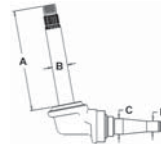
**A-368627R1** Washer, Felt 0.01 Lbs.

**A-WBKI10** Wheel Bearing Kit 0.84 Lbs.

Kit also contains A-49116D gasket.

**For Models:** (200, 230, 240, 2424, 2444, 404, 444 ALL HI CLEARANCE 20" & 45-69" NARROW TREAD)

**A-361845R92** Spindle (RH/LH) 16.85 Lbs.



**Dim/Info:**  
A - 12.375"  
B - 1.667"  
C - 1.375"  
D - .937"

**A-358958R2** Bushing, Upright Spindle 0.21 Lbs.  
**Replaces:** 376099R1

**A-185106C1** Bearing, Thrust 0.58 Lbs.

**A-15943DA** Washer, Felt 0.01 Lbs.

**A-427546** Jam Nut, Spindle 0.50 Lbs.

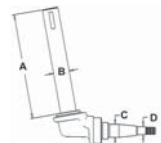
**A-WBKI14** Wheel Bearing Kit 1.54 Lbs.

Kit also contains A-43828D gasket. Kit fits hubs used on IH OEM wide front Assy only.

**For Models:** (300, 350 ALL UTIL NOT FARMALL)

**A-383911R91** Spindle (RH) 16.95 Lbs.

**A-383910R91** Spindle (LH) 16.95 Lbs.



**Dim/Info:**  
A - 12.375"  
B - 1.667"  
C - 1.375"  
D - .842"

**A-358958R2** Bushing, Upright Spindle 0.21 Lbs.  
**Replaces:** 376099R1

**A-185106C1** Bearing, Thrust 0.58 Lbs.

**A-15943DA** Washer, Felt 0.01 Lbs.

**A-WBKI12** Wheel Bearing Kit 1.22 Lbs.

Kit also contains A-369860R1 gasket.

**A-395310R11** Hub, Front Wheel (6 Bolt) 15.20 Lbs.

Hub uses WBKI12 wheel bearing kit.

**For Models:** 460, 544, 656

AGCO  
ALLIS  
CHALMERS  
DEUTZ  
MASSEY  
FERGUSON  
WHITE/  
OLIVER

CNH

CASE-IH

FORD / NEW  
HOLLAND

FIAT

BELARUS

BOBCAT

JCB

JOHN  
DEERE

KUBOTA

LANDINI

LEYLAND

LONG

McCORMICK

OTHER

RENAULT

SAME

VALTRA

VERSATILE

YANMAR

ZETOR

SCHWARTZ  
SPEECO

\*\*\* Truck icon indicates the item is shipped via truck freight.\*\*\*

# Front Axle/Steering Parts

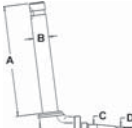
Brand	Part Number	Description	Weight	Dimensions/Info	
AGCO ALLIS CHALMERS DEUTZ MASSEY FERGUSON WHITE/ OLIVER	<b>A-405427R92</b>	Spindle (RH/LH)	19.85 Lbs.	<i>Dim/Info:</i> A - 12.750" B - 1.667" C - 1.375" D - .842"	
	<b>A-358958R2</b>	Bushing, Upright Spindle <i>Replaces:</i> 376099R1	0.21 Lbs.		
	<b>A-185106C1</b>	Bearing, Thrust	0.58 Lbs.		
	<b>A-15943DA</b>	Washer, Felt	0.01 Lbs.		
	<b>A-427546</b>	Jam Nut, Spindle	0.50 Lbs.		
	<b>A-WBKIH2</b>	Wheel Bearing Kit Kit also contains A-369860R1 gasket.	1.22 Lbs.		
	<b>A-395310R11</b>	Hub, Front Wheel (6 Bolt) Hub uses WBKIH2 wheel bearing kit.	15.20 Lbs.		
	<i>For Models:</i> 460, 544, 656				
	<b>A-406265R92</b>	Spindle (RH/LH)	16.00 Lbs.	<i>Dim/Info:</i> A - 11.375" B - 1.667" C - 1.375" D - .842"	
CNH CASE-IH					
	<b>A-358958R2</b>	Bushing, Upright Spindle <i>Replaces:</i> 376099R1	0.21 Lbs.		
	<b>A-185106C1</b>	Bearing, Thrust	0.58 Lbs.		
	<b>A-15943DA</b>	Washer, Felt	0.01 Lbs.		
	<b>A-427546</b>	Jam Nut, Spindle	0.50 Lbs.		
	<b>A-WBKIH2</b>	Wheel Bearing Kit Kit also contains A-369860R1 gasket.	1.22 Lbs.		
	<b>A-395310R11</b>	Hub, Front Wheel (6 Bolt) Hub uses WBKIH2 wheel bearing kit.	15.20 Lbs.		
	<i>For Models:</i> 504 UTIL, (544, 656 ALL UTIL SN <-13199), 606 UTIL				
	<b>A-406267R92</b>	Spindle (RH/LH)	18.65 Lbs.	<i>Dim/Info:</i> A - 11.375" B - 1.667" C - 1.780" D - 1.375"	
	FORD / NEW HOLLAND FIAT				
<b>A-358958R2</b>		Bushing, Upright Spindle <i>Replaces:</i> 376099R1	0.21 Lbs.		
<b>A-185106C1</b>		Bearing, Thrust	0.58 Lbs.		
<b>A-15943DA</b>		Washer, Felt	0.01 Lbs.		
<b>A-427546</b>		Jam Nut, Spindle	0.50 Lbs.		
<b>A-WBKIH2</b>		Wheel Bearing Kit Kit also contains A-369860R1 gasket.	1.22 Lbs.		
<b>A-395310R11</b>		Hub, Front Wheel (6 Bolt) Hub uses WBKIH2 wheel bearing kit.	15.20 Lbs.		
<i>For Models:</i> 504 UTIL, (544, 656 ALL UTIL SN <-13199), 606 UTIL					
<b>A-406267R92</b>		Spindle (RH/LH)	18.65 Lbs.	<i>Dim/Info:</i> A - 11.375" B - 1.667" C - 1.780" D - 1.375"	
BELARUS BOBCAT JCB JOHN DEERE KUBOTA					
	<b>A-358958R2</b>	Bushing, Upright Spindle <i>Replaces:</i> 376099R1	0.21 Lbs.		
	<b>A-185106C1</b>	Bearing, Thrust	0.58 Lbs.		
	<b>A-15943DA</b>	Washer, Felt	0.01 Lbs.		
	<b>A-427546</b>	Jam Nut, Spindle	0.50 Lbs.		
	<b>A-WBKIH3</b>	Wheel Bearing Kit Kit also contains A-369860R1 gasket.	1.72 Lbs.		
	<b>A-391823R11</b>	Hub, Front Wheel (6 Bolt) Hub uses WBKIH3 wheel bearing kit.	18.00 Lbs.		
	<i>For Models:</i> (544, 656 ALL UTIL SN 13200->)				
	<b>A-3043864R1</b>	Spindle (LH)	11.88 Lbs.		
	<b>A-3043865R1</b>	Spindle (RH)	14.74 Lbs.	<i>Dim/Info:</i> A - 9.750" B - 1.359" C - 1.375" D - 1.125"	
LANDINI LEYLAND LONG McCORMICK OTHER RENAULT SAME VALTRA VERSATILE YANMAR ZETOR					
	<b>A-40090D</b>	Bushing	0.26 Lbs.		
	<b>A-39862D</b>	Thrust bearing	0.65 Lbs.		
	<b>A-WBKIH5</b>	Wheel Bearing Kit <i>For Models:</i> (B275, B414, 354, 364 ALL EARLY SN MODELS)	1.24 Lbs.		
	<i>For Models:</i> (B275, B414, 354, 364 ALL EARLY SN MODELS)				
	SCHWARTZ SPEECO	<b>A-3043927R1</b>	Spindle (LH)	13.84 Lbs.	
		<b>A-3043928R1</b>	Spindle (RH)	13.82 Lbs.	<i>Dim/Info:</i> A - 11.700" B - 1.609" C - 1.375" D - 1.125"
		<b>A-751942R1</b>	Bushing	0.36 Lbs.	
		<b>A-60351</b>	Bearing, Thrust Spindle	0.82 Lbs.	
<b>A-WBKIH5</b>		Wheel Bearing Kit <i>For Models:</i> 2300, 2350A, 354, 364, 384, 434, 444, B414	1.24 Lbs.		
<b>A-405838R11</b>		Spindle (RH/LH)	10.68 Lbs.	<i>Dim/Info:</i> A - 11.687" B - 1.423" C - 1.250" D - .750"	
<b>A-368621R1</b>		Bushing	0.14 Lbs.		
<b>A-365317R91</b>		Bearing, Thrust Spindle	0.44 Lbs.		
<b>A-WBKIH7</b>	Wheel Bearing Kit <i>For Models:</i> 2400A, 454	0.98 Lbs.			
<b>A-536061R2</b>	Spindle (RH/LH)	10.88 Lbs.	<i>Dim/Info:</i> A - 11.625" B - 1.423" C - 1.377" D - .865"		
A-368621R1 A-365317R91 A-WBKIH8 <i>For Models:</i> (2400A, 454, 464, 484 ALL STANDARD DUTY UTIL.) A-505840R11 <i>Dim/Info:</i> A - 12.250" B - 1.667" C - 1.375" D - .842" A-358958R2 <i>Replaces:</i> 376099R1 A-185106C1 A-15943DA A-WBKIH6 A-406294R21 Hub uses WBKIH6 wheel bearing kit. <i>For Models:</i> 385, (395, 485, 495, 595 ALL Adj. Straight & Adj. Swept Back Axle), (454, 484, 2400A ALL STANDARD DUTY UTIL.), (2500, 574 ALL Ind. Lo-Boy W/ Swept Back 56"-76" Adj. Axle), 584 W/ Swept Back Axle, (685, 695, 885, 895, 995, 4210, 4230, 4240 ALL Adj. Swept Back Axle) A-527292R92 Spindle (RH/LH) <i>Dim/Info:</i> A - 15.250" B - 1.667" C - 1.375" D - .842" A-358958R2 <i>Replaces:</i> 376099R1 A-185106C1 A-15943DA A-WBKIH6 A-406294R21 Hub uses WBKIH6 wheel bearing kit. <i>For Models:</i> (2500A, 574, 584, 585 ALL UTIL. W/ ROW CROP AXLE)					
	<b>A-358958R2</b>	Bushing, Upright Spindle <i>Replaces:</i> 376099R1	0.21 Lbs.		
	<b>A-185106C1</b>	Bearing, Thrust	0.58 Lbs.		
	<b>A-15943DA</b>	Washer, Felt	0.01 Lbs.		
	<b>A-WBKIH6</b>	Wheel Bearing Kit	1.17 Lbs.		
	<b>A-406294R21</b>	Hub, Front Wheel (6 Bolt) Hub uses WBKIH6 wheel bearing kit.	20.02 Lbs.		
	<i>For Models:</i> 385, (395, 485, 495, 595 ALL Adj. Straight & Adj. Swept Back Axle), (454, 484, 2400A ALL STANDARD DUTY UTIL.), (2500, 574 ALL Ind. Lo-Boy W/ Swept Back 56"-76" Adj. Axle), 584 W/ Swept Back Axle, (685, 695, 885, 895, 995, 4210, 4230, 4240 ALL Adj. Swept Back Axle)				
	<b>A-527292R92</b>	Spindle (RH/LH)	16.45 Lbs.	<i>Dim/Info:</i> A - 15.250" B - 1.667" C - 1.375" D - .842"	
<b>A-358958R2</b>	Bushing, Upright Spindle <i>Replaces:</i> 376099R1	0.21 Lbs.			
<b>A-185106C1</b>	Bearing, Thrust	0.58 Lbs.			
<b>A-15943DA</b>	Washer, Felt	0.01 Lbs.			
<b>A-WBKIH6</b>	Wheel Bearing Kit	1.17 Lbs.			
<b>A-406294R21</b>	Hub, Front Wheel (6 Bolt) Hub uses WBKIH6 wheel bearing kit.	20.02 Lbs.			
<i>For Models:</i> (2500A, 574, 584, 585 ALL UTIL. W/ ROW CROP AXLE)					

Parts are not original equipment parts and are not sponsored, affiliated, or otherwise connected with any major brand.

\*\*\* Truck icon indicates the item is shipped via truck freight. \*\*\*

# Front Axle/Steering Parts

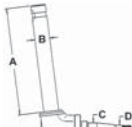
Parts are not original equipment parts and are not sponsored, affiliated, or otherwise connected with any major brand.

<b>A-534288R91</b>	Spindle (RH/LH)	14.58 Lbs.
	<b>Dim/Info:</b> A - 9.500" B - 1.667" C - 1.375" D - .843"	

<b>A-358958R2</b>	Bushing, Upright Spindle	0.21 Lbs.
<b>Replaces:</b> 376099R1		
<b>A-185106C1</b>	Bearing, Thrust	0.58 Lbs.
<b>A-15943DA</b>	Washer, Felt	0.01 Lbs.
<b>A-WBKI6</b>	Wheel Bearing Kit	1.17 Lbs.
<b>A-406294R21</b>	Hub, Front Wheel (6 Bolt)	20.02 Lbs.

Hub uses WBKI6 wheel bearing kit.

**For Models:** 2400A, 2500A, 380B, 385, 395, 454, 484, 485, 495, 574, 584, 585, 595, 595XL

<b>A-1332982C1</b>	Spindle (RH/LH)	17.01 Lbs.
	<b>Dim/Info:</b> A - 8.312" B - 1.667" C - 1.375" D - .843"	

<b>A-358958R2</b>	Bushing, Upright Spindle	0.21 Lbs.
<b>Replaces:</b> 376099R1		
<b>A-185106C1</b>	Bearing, Thrust	0.58 Lbs.
<b>A-15943DA</b>	Washer, Felt	0.01 Lbs.
<b>A-WBKI6</b>	Wheel Bearing Kit	1.17 Lbs.
<b>A-406294R21</b>	Hub, Front Wheel (6 Bolt)	20.02 Lbs.

Hub uses WBKI6 wheel bearing kit.

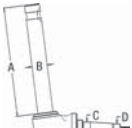
**For Models:** 495, 585, 595, 595XL, 685, 685XL, 695, 695XL

<b>A-3125872R91</b>	Spindle (RH/LH)	19.56 Lbs.
	<b>Dim/Info:</b> A - 9.500" B - 1.667" C - 1.780" D - 1.375"	

<b>A-358958R2</b>	Bushing, Upright Spindle	0.21 Lbs.
<b>Replaces:</b> 376099R1		
<b>A-185106C1</b>	Bearing, Thrust	0.58 Lbs.
<b>A-15943DA</b>	Washer, Felt	0.01 Lbs.
<b>A-WBKI9</b>	Wheel Bearing Kit	1.40 Lbs.
<b>A-67527C91</b>	Hub, Front Wheel HD (6 Bolt)	18.10 Lbs.

Hub uses A-WBKI9 wheel bearing kit.

**For Models:** 684, 685, 685XL, 695, 695XL, 784, 884, 885, 885XL, 895, 895XL, HYDRO 84 HYDRO

<b>A-67535C91</b>	Spindle (RH/LH)	20.98 Lbs.
	<b>Dim/Info:</b> A - 12.125" B - 1.667" C - 1.780" D - 1.375"	

<b>A-358958R2</b>	Bushing, Upright Spindle	0.21 Lbs.
<b>Replaces:</b> 376099R1		
<b>A-185106C1</b>	Bearing, Thrust	0.58 Lbs.
<b>A-15943DA</b>	Washer, Felt	0.01 Lbs.
<b>A-WBKI9</b>	Wheel Bearing Kit	1.40 Lbs.
<b>A-67527C91</b>	Hub, Front Wheel HD (6 Bolt)	18.10 Lbs.

Hub uses A-WBKI9 wheel bearing kit.

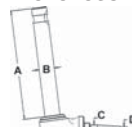
**For Models:** 585, 595, 595XL, 695, 695XL, 895, 895XL

<b>A-3121270R91</b>	Spindle (RH/LH)	18.16 Lbs.
	<b>Dim/Info:</b> A - 8.312" B - 1.667" C - 1.780" D - 1.375"	

<b>A-358958R2</b>	Bushing, Upright Spindle	0.21 Lbs.
<b>Replaces:</b> 376099R1		
<b>A-185106C1</b>	Bearing, Thrust	0.58 Lbs.
<b>A-15943DA</b>	Washer, Felt	0.01 Lbs.
<b>A-WBKI9</b>	Wheel Bearing Kit	1.40 Lbs.
<b>A-67527C91</b>	Hub, Front Wheel HD (6 Bolt)	18.10 Lbs.

Hub uses A-WBKI9 wheel bearing kit.

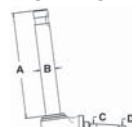
**For Models:** 268, 278, 3230, 4210, 4230, 4240, 584, 585, 595, 595XL, 684, 685, 685XL, 695, 695XL, 784, 785, 884, 885, 885XL, 895, 895XL, 995, C100, C70, C80, C90, CX100, CX70, CX80, CX90, HYDRO 84 HYDRO

<b>A-67526C91</b>	Spindle (RH/LH)	20.25 Lbs.
	<b>Dim/Info:</b> A - 15.250" B - 1.667" C - 1.780" D - 1.375"	

<b>A-358958R2</b>	Bushing, Upright Spindle	0.21 Lbs.
<b>Replaces:</b> 376099R1		
<b>A-185106C1</b>	Bearing, Thrust	0.58 Lbs.
<b>A-15943DA</b>	Washer, Felt	0.01 Lbs.
<b>A-WBKI9</b>	Wheel Bearing Kit	1.40 Lbs.
<b>A-67527C91</b>	Hub, Front Wheel HD (6 Bolt)	18.10 Lbs.

Hub uses A-WBKI9 wheel bearing kit.

**For Models:** HYDRO 84 HYDRO, W/STRAIGHT AXLE, (674, 684, 884 ALL W/ STRAIGHT AXLE)

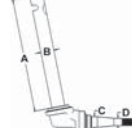
<b>A-3121261R91</b>	Spindle (RH/LH)	17.60 Lbs.
	<b>Dim/Info:</b> A - 11.250" B - 1.667" C - 1.780" D - 1.375"	

<b>A-358958R2</b>	Bushing, Upright Spindle	0.21 Lbs.
<b>Replaces:</b> 376099R1		
<b>A-185106C1</b>	Bearing, Thrust	0.58 Lbs.
<b>A-15943DA</b>	Washer, Felt	0.01 Lbs.
<b>A-WBKI9</b>	Wheel Bearing Kit	1.40 Lbs.
<b>A-67527C91</b>	Hub, Front Wheel HD (6 Bolt)	18.10 Lbs.

Hub uses A-WBKI9 wheel bearing kit.

**For Models:** 268, 278, 3230, 4210, 4230, 4240, 585, 595, 595XL, 684, 685, 685XL, 695, 695XL, 784, 785, 884, 885, 885XL, 895, 895XL, 995, C100, C70, C80, C90, CX100, CX70, CX80, CX90, HYDRO 84 HYDRO, MX100C, MX80C, MX90C

<b>A-360420R91</b>	Spindle (RH)	21.58 Lbs.
<b>A-360419R91</b>	Spindle (LH)	18.42 Lbs.

	<b>Dim/Info:</b> A - 14.562" B - 1.667" C - 1.375" D - .937"	
---	--	--

<b>A-358958R2</b>	Bushing, Upright Spindle	0.21 Lbs.
<b>Replaces:</b> 376099R1		
<b>A-185106C1</b>	Bearing, Thrust	0.58 Lbs.
<b>A-55412D</b>	Washer, Felt	0.01 Lbs.
<b>A-WBKI4</b>	Wheel Bearing Kit	1.54 Lbs.

Kit also contains A-43828D gasket. Kit fits hubs used on IH OEM wide front Assy only.

**For Models:** H, HV, SUPER H, SUPER HV, 300, 350

AGCO  
ALLIS  
CHALMERS  
DEUTZ  
MASSEY  
FERGUSON  
WHITE/  
OLIVER

CNH  
CASE-IH

FORD / NEW  
HOLLAND  
FIAT

BELARUS

BOBCAT

JCB

JOHN  
DEERE

KUBOTA

LANDINI

LEYLAND

LONG

McCORMICK

OTHER

RENAULT

SAME

VALTRA

VERSATILE

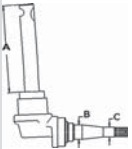
YANMAR

ZETOR

SCHWARTZ  
SPEECO

\*\*\* Truck icon indicates the item is shipped via truck freight. \*\*\*

# Front Axle/Steering Parts

Brand	Part Number	Description	Weight	Dimensions	
AGCO ALLIS CHALMERS DEUTZ MASSEY FERGUSON WHITE/ OLIVER	<b>A-51699DE</b>	Spindle (LH)	16.70 Lbs.	<i>Dim/Info:</i> A - 10.625" B - 1.356" C - 1.375" D - .937"	
	<b>A-51700DE</b>	Spindle (RH)	16.70 Lbs.		
		<b>A-40090D</b>	Bushing	0.26 Lbs.	<i>Dim/Info:</i> A - 14.562" B - 1.667" C - 1.688" D - 1.375"
	<b>A-39862D</b>	Thrust bearing	0.65 Lbs.		
	<b>A-WBKI4</b>	Wheel Bearing Kit	1.54 Lbs.		
	Kit also contains A-43828D gasket. Kit fits hubs used on IH OEM wide front assy only.				
	<b>For Models:</b> M EARLY FARMALL W/ OEM WIDE FRONT AXLE.				
		<b>A-360408R91</b>	Spindle (RH)	19.85 Lbs.	<i>Dim/Info:</i> A - 14.562" B - 1.667" C - 1.688" D - 1.375"
		<b>A-360407R91</b>	Spindle (LH)	24.00 Lbs.	
	CNH CASE-IH		<b>A-358958R2</b>	Bushing, Upright Spindle	0.21 Lbs.
<b>Replaces:</b> 376099R1					
FORD / NEW HOLLAND FIAT	<b>A-185106C1</b>	Bearing, Thrust	0.58 Lbs.	<i>Dim/Info:</i> A - 12.375" B - 1.667" C - 1.780" D - 1.375"	
	<b>A-55412D</b>	Washer, Felt	0.01 Lbs.		
	<b>For Models:</b> SUPER MTA, SUPER M, 400, M LATE, 450 W/OEM WIDE FRONT				
BELARUS BOBCAT JCB JOHN DEERE KUBOTA	<b>A-406266R92</b>	Spindle (RH/LH)	21.27 Lbs.	<i>Dim/Info:</i> A - 14.875" B - 1.667" C - 1.375" D - .842"	
		<b>A-358958R2</b>	Bushing, Upright Spindle		0.21 Lbs.
LANDINI LEYLAND LONG McCORMICK	<b>Replaces:</b> 376099R1				
	<b>A-185106C1</b>	Bearing, Thrust	0.58 Lbs.	<i>Dim/Info:</i> A - 14.875" B - 1.667" C - 1.780" D - 1.375"	
<b>A-15943DA</b>	Washer, Felt	0.01 Lbs.			
OTHER RENAULT SAME VALTRA	<b>A-427546</b>	Jam Nut, Spindle	0.50 Lbs.	<i>Dim/Info:</i> A - 12.375" B - 1.667" C - 1.780" D - 1.375"	
	<b>A-WBKI2</b>	Wheel Bearing Kit	1.22 Lbs.		
Kit also contains A-369860R1 gasket.					
<b>For Models:</b> (544, 656 ALL ROW CROP SN <-13199)					
VERSATILE YANMAR ZETOR	<b>A-530338R92</b>	Spindle (RH/LH)	20.95 Lbs.	<i>Dim/Info:</i> A - 14.875" B - 1.667" C - 1.780" D - 1.375"	
		<b>A-358958R2</b>	Bushing, Upright Spindle		0.21 Lbs.
<b>Replaces:</b> 376099R1					
SCHWARTZ SPEECO	<b>A-185106C1</b>	Bearing, Thrust	0.58 Lbs.	<i>Dim/Info:</i> A - 24.250" B - 1.667" C - 1.780" D - 1.375"	
	<b>A-15943DA</b>	Washer, Felt	0.01 Lbs.		
Kit also contains A-369860R1 gasket.					
<b>For Models:</b> (544, 656 ALL ROW CROP SN 13200->)					
AGCO ALLIS CHALMERS DEUTZ MASSEY FERGUSON WHITE/ OLIVER	<b>A-384258R93</b>	Spindle (RH)	27.14 Lbs.	<i>Dim/Info:</i> A - 24.250" B - 1.667" C - 1.780" D - 1.375"	
	<b>A-384257R93</b>	Spindle (LH)	27.14 Lbs.		
	High Crop Only				
		<b>A-358958R2</b>	Bushing, Upright Spindle	0.21 Lbs.	<i>Dim/Info:</i> A - 12.375" B - 1.667" C - 1.780" D - 1.375"
	<b>Replaces:</b> 376099R1				
	<b>A-185106C1</b>	Bearing, Thrust	0.58 Lbs.	<i>Dim/Info:</i> A - 12.375" B - 1.667" C - 1.780" D - 1.375"	
	<b>A-15943DA</b>	Washer, Felt	0.01 Lbs.		
	<b>A-WBKI3</b>	Wheel Bearing Kit	1.72 Lbs.	<i>Dim/Info:</i> A - 12.375" B - 1.667" C - 1.780" D - 1.375"	
	Kit also contains A-369860R1 gasket.				
	<b>A-391823R11</b>	Hub, Front Wheel (6 Bolt)	18.00 Lbs.	<i>Dim/Info:</i> A - 12.375" B - 1.667" C - 1.780" D - 1.375"	
Hub uses WBKI3 wheel bearing kit.					
<b>A-391824R11</b>	Hub, Front Wheel (8 Bolt)	28.00 Lbs.	<i>Dim/Info:</i> A - 12.375" B - 1.667" C - 1.780" D - 1.375"		
Hub uses WBKI3 wheel bearing kit.					
<b>Replaces:</b> 1323559C1					
<b>For Models:</b> 1026, 1066, 1086, 1466, 1468, 1486, 21026, 2656, 2706, 2756, 2826, 2856, 3088, 3288, 3688, 656, 666, 686, 706, 756, 766, 786, 826, 856, 886, 966, 986, HYDRO 100, HYDRO 186, HYDRO 70, HYDRO 86					
CNH CASE-IH	<b>A-383912R92</b>	Spindle (LH)	19.70 Lbs.	<i>Dim/Info:</i> A - 12.375" B - 1.667" C - 1.780" D - 1.375"	
	<b>A-383913R92</b>	Spindle (RH)	19.70 Lbs.		
BELARUS BOBCAT JCB JOHN DEERE KUBOTA		<b>A-71785C92</b>	Spindle (RH/LH)	19.50 Lbs.	
	<b>A-358958R2</b>	Bushing, Upright Spindle	0.21 Lbs.	<i>Dim/Info:</i> A - 12.750" B - 1.667" C - 1.780" D - 1.375"	
<b>Replaces:</b> 376099R1					
LANDINI LEYLAND LONG McCORMICK	<b>A-185106C1</b>	Bearing, Thrust	0.58 Lbs.	<i>Dim/Info:</i> A - 12.750" B - 1.667" C - 1.780" D - 1.375"	
	<b>A-15943DA</b>	Washer, Felt	0.01 Lbs.		
OTHER RENAULT SAME VALTRA	<b>A-427546</b>	Jam Nut, Spindle	0.50 Lbs.	<i>Dim/Info:</i> A - 12.750" B - 1.667" C - 1.780" D - 1.375"	
	<b>A-WBKI3</b>	Wheel Bearing Kit	1.72 Lbs.		
Kit also contains A-369860R1 gasket.					
<b>For Models:</b> 1026, 1066, 1086, 1256, 1456, 1466, 1468, 1486, 1566, 1568, 1586, 656, 666, 686, 756, 766, 786, 826, 856, 886, 966, 986, HYDRO 100, HYDRO 186, HYDRO 70, HYDRO 86					

Parts are not original equipment parts and are not sponsored, affiliated, or otherwise connected with any major brand.

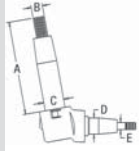
\*\*\* Truck icon indicates the item is shipped via truck freight. \*\*\*



# Front Axle/Steering Parts

Parts are not original equipment parts and are not sponsored, affiliated, or otherwise connected with any major brand.

**A-A149614** Spindle (RH/LH) 11.78 Lbs.  
*Replaces:* A36659

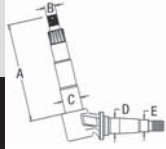


**Dim/Info:**  
 A - 12.625"  
 B - 1.000" 14 NF thrd  
 C - 1.366"  
 D - 1.375"  
 E - .750"

**A-A36637** Bushing 0.36 Lbs.  
**A-A37051** Washer, Thrust (Spindle) 0.10 Lbs.  
**A-A30054** Bearing, Thrust (Spindle) 0.32 Lbs.  
**A-WBKCA1** Wheel Bearing Kit 0.94 Lbs.

**For Models:** 430, 470, 530, 570

**A-A154657** Spindle (RH/LH) 20.70 Lbs.  
*Replaces:* A135648



**Dim/Info:**  
 A - 11.225"  
 B - 1.125"  
 C - 2.000"  
 D - 1.750"  
 E - 1.375"

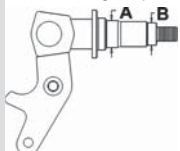
**A-A28229** Bearing, Needle, Upper 0.24 Lbs.  
**A-A28230** Bearing, Upper & Lower Needle 0.27 Lbs.  
**A-A36565** Washer, Thrust (Spindle) .250" Thick 0.12 Lbs.  
**A-A44603** Washer, Thrust (Spindle) .375" Thick 0.19 Lbs.  
**A-A27602** Bearing, Thrust 0.43 Lbs.  
**A-WBKCA2** Wheel Bearing Kit 2.46 Lbs.

WBKCA2 has a 1 piece seal and will replace the 2 piece seal

**A-A51157** Hub, 8 Bolt 33.60 Lbs.  
*Replaces:* A39144

**A-A38382RE** Weld-on Steel Housing 11.54 Lbs.  
**For Models:** (380B, 480A, 580A, 580B ALL INDUSTRIAL (TRACTOR COLOR: YEL-LOW W/ RED TRIM))

**A-D86343** Spindle (RH) 19.18 Lbs.  
**A-D86344** Spindle (LH) 19.08 Lbs.  
 Has steering stop on spindle assy.



**Dim/Info:**  
 A - 2.164"  
 B - 1.780"

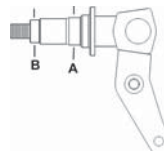
**A-A28230** Bearing, Upper & Lower Needle 0.27 Lbs.  
**A-D61297** Seal, Oil 0.01 Lbs.  
**A-A27602** Bearing, Thrust 0.43 Lbs.  
**A-D72337** Pin, King 5.86 Lbs.  
**A-D72371** Spacer 0.23 Lbs.

(2) used, 1 above & below king pin

**A-2385139** O-ring 0.02 Lbs.  
**A-D57486** Pin, Lock 0.18 Lbs.  
**A-10021237** Snap Ring 0.04 Lbs.

**For Models:** 480D, 580C, 580D, 584D, 585D, 586D, 480LL SN <-17003108

**A-D125862** Spindle (RH) 19.46 Lbs.  
**A-D125863** Spindle (LH) 19.32 Lbs.

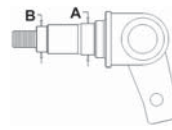


**Dim/Info:**  
 A - 2.164"  
 B - 1.780"

**A-D72337** Pin, King 5.86 Lbs.  
**A-A28230** Bearing, Upper & Lower Needle 0.27 Lbs.  
**A-A27602** Bearing, Thrust 0.43 Lbs.  
**A-D61297** Seal, Oil 0.01 Lbs.  
**A-2385139** O-Ring 0.02 Lbs.  
**A-D72371** Spacer 0.23 Lbs.  
 (2) used, 1 above & below king pin  
**A-D57486** Pin, Lock 0.18 Lbs.  
**A-10021237** Snap Ring 0.04 Lbs.

**For Models:** (584D, 584E, 585D, 585E, 586D, 586E ALL LH SIDE), 480E W/ SN 17003108->

**A-D125340** Spindle (RH) 16.58 Lbs.  
**A-D125341** Spindle (LH) 16.30 Lbs.



**Dim/Info:**  
 A - 2.164"  
 B - 1.780"

**A-A28230** Bearing, Upper & Lower Needle 0.27 Lbs.  
**A-A27602** Bearing, Thrust 0.43 Lbs.  
**A-D61297** Seal, Oil 0.01 Lbs.  
**A-D127507** Bushing, Spindle 0.19 Lbs.  
**A-D123865** Pin, King 5.86 Lbs.  
**A-D72371** Spacer 0.23 Lbs.  
 (2) used, 1 above & below king pin  
**A-10021237** Snap Ring 0.04 Lbs.

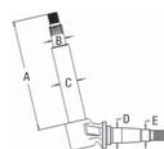
**For Models:** 580K, 590 TURBO

**A-D69360** Axle End (LH) 16.10 Lbs.  
**A-D69359** Axle End (RH) 15.56 Lbs.



**For Models:** 480D, 480E, 480LL, 580C, 580D, 580K, 584D, 584E, 585D, 585E, 586D, 586E, 580SD (SUPER D), 580SE (SUPER E), 580SK (SUPER K), 590 TURBO

**A-A57275** Spindle (RH) 29.17 Lbs.  
**A-A57274** Spindle (LH) 29.17 Lbs.



**Dim/Info:**  
 A - 17.125"  
 B - 1.465"  
 C - 2.000"  
 D - 1.750"  
 E - 1.375"

**A-A28230** Bearing, Upper & Lower Needle 0.27 Lbs.  
**A-A27602** Bearing, Thrust 0.43 Lbs.  
**A-A57336** Hub, 6 Bolt 22.92 Lbs.  
*Replaces:* Casting # 57332

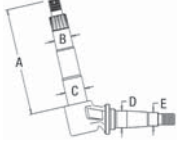
**For Models:** 1030, 730, 830, 930

\*\*\* Truck icon indicates the item is shipped via truck freight. \*\*\*

# Front Axle/Steering Parts

Parts are not original equipment parts and are not sponsored, affiliated, or otherwise connected with any major brand.

**A-A57441** Spindle (RH/LH) 23.25 Lbs.

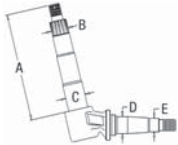


**Dim/Info:**  
 A - 18.250"  
 B - 1.500"  
 C - 2.000"  
 D - 1.750"  
 E - 1.375"

- A-A7851** Bearing, Needle, Upper 0.25 Lbs.
- A-A28230** Bearing, Upper & Lower Needle 0.27 Lbs.
- A-A27602** Bearing, Thrust 0.43 Lbs.
- A-WBKCA2** Wheel Bearing Kit 2.46 Lbs.  
WBKCA2 has a 1 piece seal and will replace the 2 piece seal
- A-WBKCA4** Wheel Bearing Kit 2.44 Lbs.  
Has 1 Piece Seal w/ Retainer.
- A-A57336** Hub, 6 Bolt 22.92 Lbs.  
**Replaces:** Casting # 57332

**For Models:** 1030, 730, 830, 930

**A-A57443** Spindle (RH/LH) 22.05 Lbs.

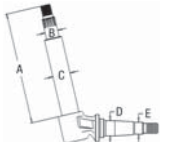


**Dim/Info:**  
 A - 16.000"  
 B - 1.500"  
 C - 2.000"  
 D - 1.750"  
 E - 1.375"

- A-A7851** Bearing, Needle, Upper 0.25 Lbs.
- A-A28230** Bearing, Upper & Lower Needle 0.27 Lbs.
- A-A27602** Bearing, Thrust 0.43 Lbs.
- A-WBKCA2** Wheel Bearing Kit 2.46 Lbs.  
WBKCA2 has a 1 piece seal and will replace the 2 piece seal
- A-WBKCA4** Wheel Bearing Kit 2.44 Lbs.  
Has 1 Piece Seal w/ Retainer.
- A-A57336** Hub, 6 Bolt 22.92 Lbs.  
**Replaces:** Casting # 57332
- A-A57323** Steering Arm (RH) 7.35 Lbs.
- A-A57322** Steering Arm (LH) 7.35 Lbs.

**For Models:** (1030, 930 ALL LATE SN)

**A-A57512** Spindle (RH/LH) 26.90 Lbs.

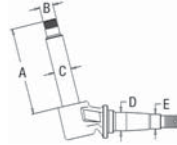


**Dim/Info:**  
 A - 18.250"  
 B - 1.465"  
 C - 2.000"  
 D - 1.750"  
 E - 1.375"

- A-A28230** Bearing, Upper & Lower Needle 0.27 Lbs.
- A-A27602** Bearing, Thrust 0.43 Lbs.
- A-WBKCA2** Wheel Bearing Kit 2.46 Lbs.  
WBKCA2 has a 1 piece seal and will replace the 2 piece seal
- A-WBKCA4** Wheel Bearing Kit 2.44 Lbs.  
Has 1 Piece Seal w/ Retainer.
- A-A57336** Hub, 6 Bolt 22.92 Lbs.  
**Replaces:** Casting # 57332

**For Models:** 730, 830, 930, 1030 W/ WHEATLAND FRONT END.

**A-A176152** Spindle (RH/LH) 24.45 Lbs.

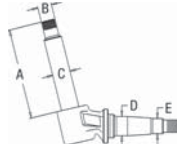


**Dim/Info:**  
 A - 14.500"  
 B - 1.465"  
 C - 2.000"  
 D - 1.750"  
 E - 1.375"

- A-A28230** Bearing, Upper & Lower Needle 0.27 Lbs.
- A-A27602** Bearing, Thrust 0.43 Lbs.
- A-WBKCA2** Wheel Bearing Kit 2.46 Lbs.  
WBKCA2 has a 1 piece seal and will replace the 2 piece seal
- A-A57336** Hub, 6 Bolt 22.92 Lbs.  
**Replaces:** Casting # 57332
- A-A51157** Hub, 8 Bolt 33.60 Lbs.  
**Replaces:** A39144
- A-A57323** Steering Arm (RH) 7.35 Lbs.
- A-A57322** Steering Arm (LH) 7.35 Lbs.

**For Models:** 1070, 1175, 770, 870, 970

**A-A167024** Spindle (RH/LH) 22.75 Lbs.

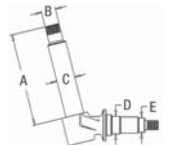


**Dim/Info:**  
 A - 12.250"  
 B - 1.465"  
 C - 2.000"  
 D - 1.750"  
 E - 1.375"

- A-A143174** Bushing 0.07 Lbs.
- A-WBKCA2** Wheel Bearing Kit 2.46 Lbs.  
WBKCA2 has a 1 piece seal and will replace the 2 piece seal
- A-A57336** Hub, 6 Bolt 22.92 Lbs.  
**Replaces:** Casting # 57332
- A-A51157** Hub, 8 Bolt 33.60 Lbs.  
**Replaces:** A39144
- A-A160124** Steering Arm w/ 17 Internal Splines (RH) 8.00 Lbs.
- A-A160125** Steering Arm w/ 17 Internal Splines (LH) 8.00 Lbs.

**For Models:** 2090, 2094, 2290, 2294

**A-A162068** Spindle (RH/LH) 30.30 Lbs.



**Dim/Info:**  
 A - 12.625"  
 B - 1.725"  
 C - 2.235"  
 D - 2.165"  
 E - 1.780"

- A-A143667** Bushing 0.03 Lbs.
- A-A135024** Washer, Thrust (Spindle) 0.02 Lbs.
- A-WBKCA3** Wheel Bearing Kit 2.46 Lbs.
- A-A66759** Hub, 8 Bolt 32.50 Lbs.  
**Replaces:** A63799
- A-A61404** Steering Arm (RH) 8.66 Lbs.
- A-A61405** Steering Arm (LH) 8.66 Lbs.

**For Models:** 1270, 1370, 1570

AGCO  
 ALLIS  
 CHALMERS  
 DEUTZ  
 MASSEY  
 FERGUSON  
 WHITE/  
 OLIVER

CNH  
 CASE-IH

FORD / NEW  
 HOLLAND  
 FIAT

BELARUS

BOBCAT

JCB

JOHN  
 DEERE

KUBOTA

LANDINI

LEYLAND

LONG

McCORMICK

OTHER

RENAULT

SAME

VALTRA

VERSATILE

YANMAR

ZETOR

SCHWARTZ  
 SPEECO

\*\*\* Truck icon indicates the item is shipped via truck freight.\*\*\*

# Front Axle/Steering Parts

Parts are not original equipment parts and are not sponsored, affiliated, or otherwise connected with any major brand.

AGCO  
ALLIS  
CHALMERS  
DEUTZ  
MASSEY  
FERGUSON  
WHITE/  
OLIVER  
GNH  
CASE-IH  
FORD / NEW  
HOLLAND  
FIAT  
BELARUS  
BOBCAT  
JCB  
JOHN  
DEERE  
KUBOTA  
LANDINI  
LEYLAND  
LONG  
McCORMICK  
OTHER  
RENAULT  
SAME  
VALTRA  
VERSATILE  
YANMAR  
ZETOR

<b>A-A161274</b>	Spindle (RH/LH)	31.10 Lbs.	<b>Dim/Info:</b> A - 12.500" B - 1.725" C - 2.235" D - 2.165" E - 1.780"
<b>A-A143358</b>	Bushing	0.07 Lbs.	
<b>A-WBKCA2</b>	Wheel Bearing Kit	2.46 Lbs.	
WBKCA2 has a 1 piece seal and will replace the 2 piece seal			
<b>A-WBKCA3</b>	Wheel Bearing Kit	2.46 Lbs.	
<b>A-WBKCA4</b>	Wheel Bearing Kit	2.44 Lbs.	
Has 1 Piece Seal w/ Retainer.			
<b>A-A66759</b>	Hub, 8 Bolt	32.50 Lbs.	
<b>Replaces:</b> A63799			
<b>A-A147121</b>	Steering Arm (RH)	11.00 Lbs.	
<b>A-A147122</b>	Steering Arm (LH)	11.00 Lbs.	
<b>For Models:</b> 2290, 2390, 2394, 2590, 2594, 2090 LATE SN			

<b>A-K962019</b>	Spindle (RH/LH)	24.02 Lbs.	<b>Dim/Info:</b> A - 11.687" B - 1.749" C - 1.750" D - 1.500"
Q = DB quiet cab, SK = deluxe cab.			
<b>A-K262775</b>	Bushing, Upper	0.02 Lbs.	
<b>Replaces:</b> K621331			
<b>A-K621367</b>	Bushing, Lower	0.18 Lbs.	
<b>A-A54022</b>	Washer, Thrust (Spindle)	0.04 Lbs.	
<b>A-K626859</b>	Washer, Thrust (Spindle)	0.05 Lbs.	
<b>Replaces:</b> K626692			
<b>A-WBKCA6</b>	Wheel Bearing Kit	2.17 Lbs.	
<b>For Models:</b> 1412Q, 1412SK, 1690, 1200 SELECTOMATIC, (1210, 1210Q, 1210SK, 1212, 1212Q, 1212SK, 1490, 1494, 1594 ALL STD CLEARANCE), (990Q, 990SK, 995Q, 995SK, 996Q, 996SK ALL 58-80" TREAD)			

<b>A-K965838</b>	Spindle (RH/LH)	21.60 Lbs.	<b>Dim/Info:</b> A - 7.687" B - 1.749" C - 1.750" D - 1.500"
<b>A-K262775</b>	Bushing, Upper	0.02 Lbs.	
<b>Replaces:</b> K621331			
<b>A-K621367</b>	Bushing, Lower	0.18 Lbs.	
<b>A-A54022</b>	Washer, Thrust (Spindle)	0.04 Lbs.	
<b>A-K626859</b>	Washer, Thrust (Spindle)	0.05 Lbs.	
<b>Replaces:</b> K626692			
<b>A-WBKCA6</b>	Wheel Bearing Kit	2.17 Lbs.	
<b>For Models:</b> 1494 LOW CLEARANCE, 1490 LOW PROFILE SPECIAL			

<b>A-K961815</b>	Spindle (RH/LH)	9.36 Lbs.	<b>Dim/Info:</b> A - 7.187" B - 1.258" C - 1.250" D - .750"
<b>For Models:</b> (770A, 770B, 780 ALL W/ SELECTOMATIC)			

<b>A-K962974</b>	Spindle (RH/LH)	28.43 Lbs.	<b>Dim/Info:</b> A - 18.250" B - 1.749" C - 1.750" D - 1.500"
Q = DB quiet cab, SK = deluxe cab.			
<b>A-K262775</b>	Bushing, Upper	0.02 Lbs.	
<b>Replaces:</b> K621331			
<b>A-K621367</b>	Bushing, Lower	0.18 Lbs.	
<b>A-A54022</b>	Washer, Thrust (Spindle)	0.04 Lbs.	
<b>A-K626859</b>	Washer, Thrust (Spindle)	0.05 Lbs.	
<b>Replaces:</b> K626692			
<b>A-WBKCA6</b>	Wheel Bearing Kit	2.17 Lbs.	
<b>For Models:</b> (1210, 1210Q, 1210SD, 1212, 1212Q, 1212SD, 1494, 1594 ALL HIGH CLEARANCE)			

<b>A-K262207</b>	Spindle (RH/LH)	16.40 Lbs.	<b>Dim/Info:</b> A - 7.250" B - 1.374" C - 1.500" D - 1.375"
G = Germany w/o cab, Q = DB quiet cab, SK = deluxe cab (Note: If replacing K961781 Spindle, also need A-LM29710 cup, & A-LM29749 cone)			
<b>Replaces:</b> K963522			
<b>A-K11598</b>	Bushing	0.12 Lbs.	
<b>A-K33682</b>	Washer, Thrust (Spindle)	0.13 Lbs.	
<b>A-WBKCA7</b>	Wheel Bearing Kit	1.22 Lbs.	
<b>For Models:</b> 885Q, 885SK, 1190 LATE MODEL, 1294 LOW CLEARANCE SN 11491146->, 1394 LOW CLEARANCE SN 11504412->, (1290, 1390 ALL LOW PROFILE SPECIALS), (990, 995, 996 ALL ORCHARDS), 1194 SN 11480680->, 885 W/O BRAKE FLANGE			

<b>A-K262209</b>	Spindle (RH/LH)	14.24 Lbs.	<b>Dim/Info:</b> A - 10.000" B - 1.374" C - 1.500" D - 1.375"
(Note: If replacing K961725 Spindle, also need A-LM29710 cup, & A-LM29749 cone)			
<b>Replaces:</b> K961725			
<b>A-K11598</b>	Bushing	0.12 Lbs.	
<b>A-K33682</b>	Washer, Thrust (Spindle)	0.13 Lbs.	
<b>A-WBKCA7</b>	Wheel Bearing Kit	1.22 Lbs.	
<b>For Models:</b> (995, 996 ALL ALL STD DUTY, STD CLEARANCE 52-76" TREAD), 880 IMPLMATIC, 990 IMPLMATIC, ALL STD DUTY, STD CLEARANCE 52-76" TREAD, (990A, 990B ALL SELECTAMATIC STD CLEARANCE), 880B SELECTOMATIC STD CLEARANCE, 1294 SN 11491146-> STD CLEARANCE, 1394 SN 11504412-> STD CLEARANCE, (1290, 1390 ALL STD CLEARANCE), (990Q, 990SK, 995Q, 995SK, 996Q, 996SK ALL STD CLEARANCE 52-76" TREAD)			

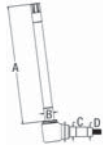
\*\*\* Truck icon indicates the item is shipped via truck freight. \*\*\*



# Front Axle/Steering Parts

Parts are not original equipment parts and are not sponsored, affiliated, or otherwise connected with any major brand.

**A-K262211** Spindle 20.58 Lbs.  
(Note: If replacing K961781 Spindle, also need A-LM29710 cup, & A-LM29749 cone)  
**Replaces:** K961781

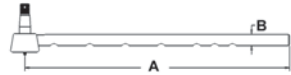


**Dim/Info:**  
A - 18.125  
B - 1.374"  
C - 1.500"  
D - 1.375"

**A-K11598** Bushing 0.12 Lbs.  
**A-K33682** Washer, Thrust (Spindle) 0.13 Lbs.  
**A-WBKCA7** Wheel Bearing Kit 1.22 Lbs.

**For Models:** (1290, 1294, 1390, 1394, 990, 995, 996 ALL HIGH CLEARANCE), (990Q, 990SK, 995Q, 995SK, 996Q, 996SK ALL HIGH CLEARANCE 52-76" TREAD), 880B SELECTOMATIC, (990A, 990B ALL SELECTOMATIC HIGH CLEARANCE)

**A-356544R11** Tie Rod 2.06 Lbs.  
Used w/ .875" O.D. tie rod tube.



**Dim/Info:**  
A - 14.810"  
B - .624"

**For Models:** 100, 130, 140, (AV, AV1, A1, SUPER A ALL SN 318310->)

**A-356548R2** Tie Rod Tube 1.28 Lbs.



**Dim/Info:**  
16.062" Long  
.875" O.D.

**A-356543R1** Clamp, Tie Rod 0.08 Lbs.

**Dim/Info:**  
.885" I.D. X .78" Wide

**A-356546R1** Clamp, Tie Rod 0.11 Lbs.



**Dim/Info:**  
.885" I.D. X .89" Wide  
356548R2

**For Models:** 100, 130, 140, (AV, AV1, A1, SUPER A ALL SN 318310->)

**A-360411R1** Tie Rod Tube 1.48 Lbs.  
Use w/ A-356540R91 & 360412R11 for complete assy.



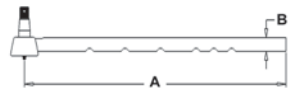
**Dim/Info:**  
16.125" Long  
1.000" O.D.  
RH Thread

**A-43747D** Clamp, Tie Rod 0.14 Lbs.



**For Models:** AV, AV1, A1, CUB LO-BOY, SUPER A, 100, 130, 140

**A-360412R11** Tie Rod 2.55 Lbs.



**Dim/Info:**  
A - 14.750"  
B - .750"

**For Models:** 100, 130, 140, (AV, AV1, A1, SUPER A ALL SN 318310->)

**A-404546R1** Tie Rod 0.72 Lbs.



**Dim/Info:**  
13" Long  
.500" Dia.

**For Models:** (154, 184 ALL CUB), 185 CUB LO-BOY

**A-1502269C2\*** Tie Rod 2.00 Lbs.



**Dim/Info:**  
A - 4.16"  
B - M30 x 1.5 RH ID Thrd.

**For Models:** (258, 268, 278, 584, 585, 684, 685, 784, 785, 884, 885, HYDRO 84 ALL 4WD)

**A-3040919R92** Tie Rod 4.66 Lbs.

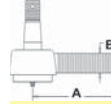


**Dim/Info:**  
A - 32.000"  
B - .750"  
3071096R91

**For Models:** (275, 276, 354, 374, 384, 434, 444 ALL 2 WD W/ MANUAL STEERING)

**A-3040922R92** Drag Link End 0.98 Lbs.

**Replaces:** 3071056R91



**Dim/Info:**  
A - 3.060"  
B - .625"  
19 RH British std thrd

**For Models:** B275, B414, 2300A, 354, 364

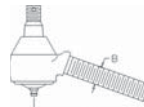
**A-705248R1** Jam Nut 0.06 Lbs.



**Dim/Info:**  
3/8 X 19 British Std  
Pip Thrd

**For Models:** B275, B414, 2300A, 354, 364, 384

**A-363161R92** Drag Link End, Rear 2.00 Lbs.

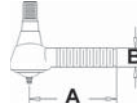


**Dim/Info:**  
A - 4.250"  
B - 11/16- 18 UN RH Thrd.

**For Models:** (300, 330, 340, 350, 460 ALL International - Utility)

**A-363160R91** Drag Link End, Front 0.84 Lbs.

**Replaces:** 365852R91



**Dim/Info:**  
A - 3.875"  
B - .687"  
18 LH Thread

**For Models:** (300, 330 ALL UTILITY), 340 GAS & DSL, UTILITY, 460 GAS & DSL

**A-3070992R1** Drag Link Tube 2.14 Lbs.

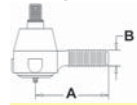


**Dim/Info:**  
21.750"  
.875" O.D. Dia.

**For Models:** 384

**A-3045309R91** Drag Link End 1.00 Lbs.

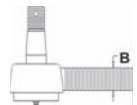
**Replaces:** 3040921R11, 3071055R91



**Dim/Info:**  
A - 3.060"  
B - .625"  
19 LH British std thrd

**For Models:** B414, 384

**A-356541R91** Tie Rod End 0.78 Lbs.



**Dim/Info:**  
A - 3.060"  
B - .687"  
18 NF LH Thread

**For Models:** (AV, AV1, A1, SUPER A, 100, 130, 140 ALL W/FIXED AXLES), (2404, 2424, 2444, 404, 444 ALL W/HVY DUTY FRONT AXLE)

**A-371021R11** Tie Rod, Long (RH/LH) 2.82 Lbs.



**Dim/Info:**  
A - 17.120"  
B - .750"

**For Models:** 240 FARMALL & IH, W/ADJ WIDE FRONT AXLE, (200, 230 ALL FARMALL, W/ADJ WIDE FRONT AXLE), (2404, 2504, 330, 340, 404, 504 ALL W/ADJ WIDE TREAD FRONT AXLE)

**A-379204R11** Tie Rod, Long (RH/LH) 2.74 Lbs.



**Dim/Info:**  
A - 16.875"  
B - .750"

**For Models:** (2404, 2424, 2444, 404, 444 ALL ADJ FRONT AXLES)

AGCO  
ALLIS  
CHALMERS  
DEUTZ  
MASSEY  
FERGUSON  
WHITE/  
OLIVER

CNH  
CASE-IH

FORD / NEW  
HOLLAND  
FIAT

BELARUS

BOBCAT

JCB

JOHN  
DEERE

KUBOTA

LANDINI

LEYLAND

LONG

McCORMICK

OTHER

RENAULT

SAME

VALTRA

VERSATILE

YANMAR


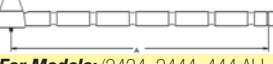
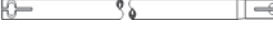

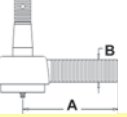
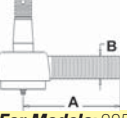
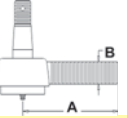
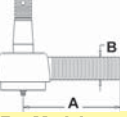

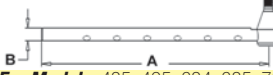
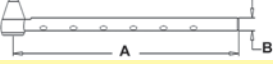
ZETOR


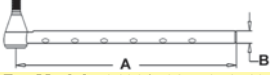





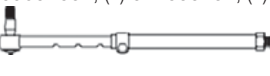
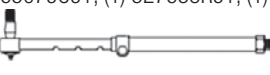
SCHWARTZ  
SPEECO

\*\*\* Truck icon indicates the item is shipped via truck freight.\*\*\*

# Front Axle/Steering Parts

Parts are not original equipment parts and are not sponsored, affiliated, or otherwise connected with any major brand.

	<b>A-393228R11</b>	Tie Rod	2.16 Lbs.
		<b>Dim/Info:</b> A - 11.870" B - .750"	
	<b>For Models:</b> (2424, 2444, 444 ALL FOR 45"-61" NARROW TREAD AXLE)		
AGCO	<b>A-399292R1</b>	Tie Rod	2.46 Lbs.
ALLIS CHALMERS		<b>Dim/Info:</b> A - 14.250" B - .750"	
DEUTZ	<b>For Models:</b> (2424, 2444, 444 ALL FOR 49"-69" NARROW TREAD AXLE)		
MASSEY FERGUSON	<b>A-3041063R1</b>	Tie Rod Tube	3.32 Lbs.
WHITE/ OLIVER		<b>Dim/Info:</b> 34.440" Long .760" I.D. 3/4 X 16 UNF Thrd.	
	<b>For Models:</b> B275, B414		
	<b>A-371023R1</b>	Tie Rod Tube	1.90 Lbs.
		<b>Dim/Info:</b> 20.190" Long .760" I.D. 11/16 X 18 UN Thrd.	
CNH	<b>For Models:</b> (200, 230, 240, 2404, 2504, 330, 340, 404, 504 ALL W/58" TREAD)		
CASE-IH	<b>A-3040920R91</b>	Tie Rod, Short	1.06 Lbs.
FORD / NEW HOLLAND		<b>Dim/Info:</b> A - 3.125" B - .750" 16 RH Thread	
FIAT	<b>For Models:</b> 354, 364, 384, B414		
	<b>A-3116407R3</b>	Tie Rod, Short (RH)	1.40 Lbs.
		<b>Dim/Info:</b> A - 3.750" B - .875" 16 RH Thread	
BELARUS	<b>For Models:</b> 385 Strght & Swept Back, 485, (495, 595 ALL Strght & Swept Back), 684, 885, 895 Straight Adj. Front Axle		
BOBCAT	<b>A-356540R91</b>	Tie Rod, Short	0.76 Lbs.
JCB		<b>Dim/Info:</b> A - 3.062" B - .687" 18 RH Thread	
JOHN DEERE	<b>For Models:</b> 2424, 424, 454, 464 SEPT BACK, 485, 504, C, CUB LO-BOY, SUPER C		
KUBOTA	<b>A-527658R91</b>	Tie Rod, Short	0.81 Lbs.
LANDINI		<b>Dim/Info:</b> A - 3.062" B - .687" 18 RH Thread	
LEYLAND	<b>For Models:</b> 574, 674, (385, 454, 485 ALL STD)		
LONG	<b>A-390686R1</b>	Jam Nut	0.05 Lbs.
McCORMICK		<b>Dim/Info:</b> 11/16" - 18	
OTHER	<b>For Models:</b> 380B, 385, 4100, 4156, 4166, 4186, 484, 485, 584, 585, 595, 684, 685, 695, 784, 884, 885, 895, HYDRO 84 HYDRO		
RENAULT	<b>A-3116406R3</b>	Tie Rod, Long (LH)	3.03 Lbs.
SAME		<b>Dim/Info:</b> A - 15.000" B - .812"	
VALTRA	<b>For Models:</b> 485, 495, 684, 685, 784, 884, 885, 695 STR, 385 SWEPT BACK, 895 Straight Adj. Front Axle		
VERSATILE	<b>A-3125171R2</b>	Tie Rod, Long	3.03 Lbs.
YANMAR		<b>Dim/Info:</b> A - 14.125" B - .812"	
ZETOR	<b>Replaces:</b> 1332805C1		
	<b>For Models:</b> 585, 595, 684, 685		

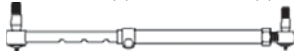
	<b>A-3125172R1</b>	Tube, Tie Rod	2.15 Lbs.
		<b>Dim/Info:</b> A - 15.062" B - 7/8-16 UN RH Thrd.	
	<b>For Models:</b> 268, 278, 584, 585, 595, 684, 685, 695, 784, 785, 884, 885, 895, HYDRO 84		
	<b>A-3129380R2</b>	Tie Rod, Long	3.03 Lbs.
		<b>Dim/Info:</b> A - 15.750" B - .812"	
	<b>For Models:</b> 2400A, 385, 454, 464, 485, 574, 585, 595, 674, 784, 884, 885, 384 STR, (495, 695 ALL SWEPT BACK), 464 SWEPT BACK 44-72" AXLE OR 48-80" AXLE		
	<b>A-65074C91</b>	Tie Rod, Long	2.36 Lbs.
		<b>Dim/Info:</b> A - 13.750" B - .750"	
	<b>For Models:</b> 2400A, 385, 454, 485, 574, 585, 595, 674, 784, 885, 384 STR, (495, 695 ALL SWEPT BACK), 464 SWEPT BACK 44-72" AXLE OR 48-80" AXLE		
	<b>A-65077C91</b>	Tie Rod, Long	2.64 Lbs.
		<b>Dim/Info:</b> A - 16.000" B - .750"	
	<b>For Models:</b> 2400A, 385, 454, 485, 574, 585, 595, 674, 784, 884, 885, 384 STR, (495, 695 ALL SWEPT BACK), (464, 484 ALL SWEPT BACK 44-72" AXLE OR 48-80" AXLE)		
	<b>A-65079C91</b>	Tie Rod, Long	2.62 Lbs.
		<b>Dim/Info:</b> A - 15.000" B - .750"	
	<b>For Models:</b> 2400A, 385, 454, 485, 574, 585, 595, 674, 784, 884, 885, 384 STR, (495, 695 ALL SWEPT BACK), 464 SWEPT BACK 44-72" AXLE OR 48-80" AXLE		
	<b>A-65082C91</b>	Tie Rod, Long	2.66 Lbs.
		<b>Dim/Info:</b> A - 16.000" B - .750"	
	<b>For Models:</b> 2400A, 385, 454, 485, 574, 585, 595, 674, 784, 884, 885, 384 STR, (495, 695 ALL SWEPT BACK), 464 SWEPT BACK 44-72" AXLE OR 48-80" AXLE		
	<b>A-3129378R1</b>	Tie Rod, Long	2.96 Lbs.
		<b>Dim/Info:</b> A - 15.750" B - .812"	
	<b>For Models:</b> 484 W/ SWPT ADJ FRONT AXLE		
	<b>A-223324*</b>	Complete Tie Rod Assembly	5.10 Lbs.
	Due To Multiple OEM Styles, Individual Pieces May Not Fit Models Listed, But Can Use Assembly As A Replacement. (Assembly Consists Of: (1) 65082C91, (1) 527658R91, (1) 527659R2, (1) 390686R1 & (1) 43747D)		
		<b>Dim/Info:</b> 65082C91: Stud Taper= .606" To .700" 527658R91: Stud Taper= .606" To .700"	
	<b>For Models:</b> 385, 485, 495, 574, 584, 595, 695, 2400A		
	<b>A-223325*</b>	Complete Tie Rod Assembly	5.04 Lbs.
	Due To Multiple OEM Styles, Individual Pieces May Not Fit Models Listed, But Can Use Assembly As A Replacement. (Assembly Consists Of: (1) 65079C91, (1) 527658R91, (1) 527659R2, (1) 390686R1 & (1) 43747D)		
		<b>Dim/Info:</b> 65079C91: Stud Taper= .606" To .700" 527658R91: Stud Taper= .606" To .700"	
	<b>For Models:</b> 454 Straight Front Axle SN <100005, 474, 485 International, (495, 595, 695 ALL Swept Back Front Axle), 2400A Straight Front Axle SN <100005, 2500A Straight Front Axle SN <100003		

\*\*\* Truck icon indicates the item is shipped via truck freight. \*\*\*

# Front Axle/Steering Parts

Parts are not original equipment parts and are not sponsored, affiliated, or otherwise connected with any major brand.

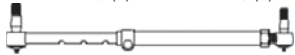
**A-223326\*** Complete Tie Rod Assembly 5.04 Lbs.  
Due To Multiple OEM Styles, Individual Pieces May Not Fit Models Listed, But Can Use Assembly As A Replacement. (Assembly Consist Of: (1) 65079C91, (1) 527658R91, (1) 67529C1, (1) 390686R1, (1) 43747D)



**Dim/Info:**  
65079C91: Stud Taper= .606" To .700"  
527658R91: Stud Taper= .606" To .700"

**For Models:** 385 Straight Front Axle, 454 Straight Front Axle SN 100006>, 484, 485, 495 Straight Front Axle, 574 Straight Front Axle, 48"-80" Tread SN 100001>, 584 Adj. Straight Front Axle, 585, 595 Adj. Straight Front Axle, 674 Straight Front Axle, 684, 695 Adj. Straight Front Axle, 784, 884, 885 SN <3083, 2400A Straight Front Axle SN 100006>, 2500A Straight Front Axle SN 100004>

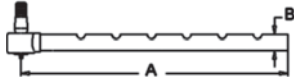
**A-223327\*** Complete Tie Rod Assembly 5.06 Lbs.  
Due To Multiple OEM Styles, Individual Pieces May Not Fit Models Listed, But Can Use Assembly As A Replacement. (Assembly Consists Of: (1) 65077C91, (1) 356540R91, (1) 527659R2, (1) 390686R1 & (1) 43747D)



**Dim/Info:**  
65077C91: Stud Taper= .546" To .624"  
356540R91: Stud Taper= .546" To .624"

**For Models:** (454, 464 ALL Swept Back Front Axle)

**A-379552R92** Tie Rod, Long 3.10 Lbs.




**Dim/Info:**  
A - 16.000"  
B - .937"

**For Models:** 2504, 2544, 2606, 2656, 504, 544, 656, 664, 606 SWEPT BACK

**A-380317R92** Tie Rod Assembly 4.96 Lbs.



**A-382569R92** Tie Rod Tube w/ End 3.46 Lbs.



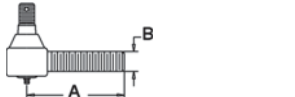
**Dim/Info:**  
A - 16.625"  
B - 1.000"

**A-379329R1** Jam Nut, Tie Rod 0.18 Lbs.



**Dim/Info:**  
13/16 - 16 UN RH Thrd.  
380317R92

**A-382570R92** Tie Rod, Short 1.30 Lbs.



**Dim/Info:**  
A - 4.000" 380317R92  
B - .812" - 16 RH Thrd.  
380317R92

**For Models:** (2504, 2544, 2606, 2656, 504, 544, 606, 656 ALL W/ HD FIXED FRONT AXLE)

**A-379326R91** Tie Rod End 1.34 Lbs.



**Dim/Info:**  
A - 4.060"  
B - .812"  
16 UN LH Thread

**For Models:** HYDRO 84 HYDRO, W/ NON ADJ CAST I BEAM FRONT AXLE, (2400A, 2500A, 2544, 2656, 380B, 454, 484, 485, 495, 544, 574, 584, 585, 595, 595XL, 656, 684, 685, 685XL, 784, 884, 885, 885XL, 895, 895XL ALL W/ NON ADJ CAST I BEAM FRONT AXLE)

**A-379327R91** Tie Rod End 1.32 Lbs.



**Dim/Info:**  
A - 4.060"  
B - .812"  
16 UN RH Thread

**For Models:** HYDRO 84 HYDRO, W/ ADJ CAST I BEAM FRONT AXLE, (2400A, 2500A, 2544, 2656, 380B, 454, 484, 485, 495, 544, 574, 585, 595, 595XL, 656, 684, 685, 685XL, 695, 695XL, 784, 884, 885, 885XL, 895, 895XL ALL W/ ADJ CAST I BEAM FRONT AXLE)

**A-527659R2** Tie Rod Tube 1.38 Lbs.  
All applications are for swept back axles.



**Dim/Info:**  
16.440" Long  
1" O.D. Dia.

**For Models:** (2400A, 2500A ALL W/ 56"-76" TREAD), (385, 454, 464 ALL W/ 48"-80" TREAD), 484, 485, 574, 584, 585

**A-67529C1** Tie Rod Tube 1.38 Lbs.  
All applications apply to straight axles only.



**Dim/Info:**  
16.190" Long  
1" O.D. Dia.

**For Models:** 385, 484, 485, 584, 585, (2400A, 2500A, 454 ALL STRAIGHT AXLE W/ SN 100000>), (684, 784, 884 ALL STRAIGHT AXLE W/ 52"-80" TREAD), 674 STRAIGHT AXLE W/ 54"-78" TREAD

**A-3116408R1** Tie Rod Tube 2.04 Lbs.



**Dim/Info:**  
A - 16.187"  
.820" I.D.

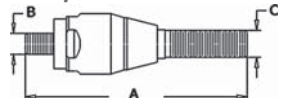
**For Models:** 385, 395, 484, 485, 495, 584, 585, 595, 684, 685, 695, 884, 885, 895 Straight Adj. Front Axle

**A-1968464C1** Tie Rod 3.76 Lbs.



**Dim/Info:**  
A - 9.750"  
B - M22 x 1.5 RH Thrd

**A-1968468C1** Ball Joint  
Replaces: 1968463C1



**Dim/Info:**  
A - 7.540"  
B - M20 X 1.5 RH Thrd  
C - M22 X 1.5 RH Thrd

**For Models:** (395, 495, 595, 695, 895 ALL MFWD W/ ZF Front Axle), (585, 685, 885 ALL MFWD SN 18001>)

**A-356601R21** Tie Rod, Long 3.16 Lbs.



**Dim/Info:**  
A - 19.380"  
B - .750"

**For Models:** 200, 230, (C FARMALL, SUPER C ALL W/ 40.375" OR 46.375" AXLE)

**A-223313** Complete Tie Rod Assembly 7.90 Lbs.  
Consists of (1) each of parts below plus hardware.



**A-384006R92** Tie Rod, Inner 1.62 Lbs.




**Dim/Info:**  
A - 3.750"  
B - 1.000"  
16 Thread

**A-359984R93** Tie Rod, Outer 3.70 Lbs.  
Replaces: 384441R93



**Dim/Info:**  
A - 15.750"  
B - .920"

**A-374062R1** Jam Nut 0.24 Lbs.




**Dim/Info:**  
1.000" - 16 RH thread

**A-383917R1** Tube 3.00 Lbs.



**Dim/Info:**  
18.000" long

**A-359986R1** Clamp 0.10 Lbs.  
Replaces: 375620R1



**Dim/Info:**  
1.20" I.D. X 1.13" Wide

**For Models:** 1026, 1066, 1086, 1206, 1256, 1456, 1466, 1486, 1566, 1568, 1586, 460, 544, 560, 656, 660, 666, 706, 756, 766, 806, 826, 856, 966, 986, HYDRO 100, HYDRO 186, HYDRO 70

AGCO  
ALLIS  
CHALMERS  
DEUTZ  
MASSEY  
FERGUSON  
WHITE/  
OLIVER

CNH  
CASE-IH

FORD / NEW  
HOLLAND  
FIAT

BELARUS

BOBCAT

JCB

JOHN  
DEERE

KUBOTA

LANDINI

LEYLAND

LONG

MCCORMICK

OTHER

RENAULT

SAME

VALTRA

VERSATILE

YANMAR

ZETOR

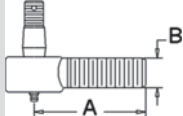
SCHWARTZ  
SPEECO

\*\*\* Truck icon indicates the item is shipped via truck freight. \*\*\*

# Front Axle/Steering Parts

Parts are not original equipment parts and are not sponsored, affiliated, or otherwise connected with any major brand.

**A-379551R92** Tie Rod, Short 1.52 Lbs.



**Dim/Info:**  
A - 3.750"  
B - 1.000"-16 UN RH Thrd

**For Models:** 2504, 2544, 2656, 504, 544, 606, 656, 664, 2606 SWEPT BACK

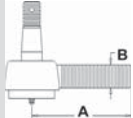
**A-379550R1** Tie Rod Tube 1.92 Lbs.



**Dim/Info:**  
17" Long  
1.187" O.D. Dia.

**For Models:** 2504, 2544, 2606, 2656, 504, 544, 656, 664, 606 SWEPT BACK

**A-384005R91** Tie Rod, Short, Inner 2.00 Lbs.



**Dim/Info:**  
A - 3.750"  
B - 1.000" - 16  
LH Threads

**For Models:** (706, 756, 806, 856 ALL STD)

**A-T103767** Clamp, Tie Rod 0.20 Lbs.



**Dim/Info:**  
1.20" I.D. X 1.03" Wide

**For Models:** (5120, 5130, 5140, 5220, 5230, 5240, 5250 ALL W/ 60"-88" TREAD)

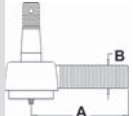
**A-1280662C1** Tie Rod, Long 6.26 Lbs.



**Dim/Info:**  
A - 15.275"  
B - 1.185"

**For Models:** 1800, 1844, 2022, 2044, 2055, 2155, 2555, (5088, 5288, 5488 ALL HI-CAP AXLE), 7110, 7120, 7130, 7140, 7150, 7210, 7220, 7230, 7240, 7250, 8910, 8920, 8930, 8940, 8950, CPX420, MX100, MX110, MX120, MX135, MX150, MX170, MX180, MX200, MX210, MX220, MX230, MXM120, MXM130, MXM140, MXM155, MXM175, MXM190

**A-1280658C1** Tie Rod, Short 2.94 Lbs.



**Dim/Info:**  
A - 4.100"  
B - 1.125"  
12 - RH Thread

**For Models:** (5088, 5288, 5488 ALL HI-CAP AXLE), 7110, 7120, 7130, 7140, 7150, 7210, 7220, 7230, 7240, 7250, 8910, 8920, 8930, 8940, 8950, MX100, MX110, MX120, MX135, MX150, MX170, MX180, MX200, MX210, MX220, MX230, MXM120, MXM130, MXM140, MXM155, MXM175, MXM190

**A-1280657C1** Tie Rod Tube 4.18 Lbs.



**Dim/Info:**  
17.060" Long  
1.625" O.D. Dia.

**For Models:** 1800, 1844, 2022, 2044, 2055, 2155, 2555, (5088, 5288, 5488 ALL W/ HI-CAP AXLE 60"-88" TREAD), 7110, 7120, 7130, 7140, 7150, 7210, 7220, 7230, 7240, 7250, 8910, 8920, 8930, 8940, 8950, CPX420, MX100, MX110, MX120, MX135, MX150, MX170, MX180, MX200, MX210, MX220, MX230, MXM120, MXM130, MXM140, MXM155, MXM175, MXM190

**A-1287610C1** Jam Nut, Tie Rod 0.44 Lbs.



**Dim/Info:**  
1.125" - 12 RH Thread

**For Models:** (5088, 5288, 5488, 7110, 7120, 7130, 7140, 7150 ALL W/ MFWD)

**A-1287611C1** Jam Nut, Tie Rod 0.34 Lbs.



**Dim/Info:**  
1.125" - 12 LH Thread

**For Models:** (5088, 5288, 5488, 7110, 7120, 7130, 7140, 7150 ALL W/ MFWD)

**A-A145857** Tie Rod Wedge 0.08 Lbs.



**Replaces:** A43369, 1280663C1

**For Models:** 1090 2WD, 1170 2WD SN 8678074->, 1270 2WD SN 8736001->, 1370 2WD SN 8817747->, (1420, 1440, 1460, 1480 ALL W/O POWER GUIDE AXLE), 1570 2WD SN 8817747->, (1620, 1640, 1644, 1660, 1666, 1680, 1688, 1800, 1822, 1844 ALL W/O POWER GUIDE AXLE), 1896 2WD, (2022, 2044, 2055 ALL W/O POWER GUIDE AXLE), (2090, 2094, 2096 ALL 2WD), (2144, 2155, 2166, 2188 ALL W/O POWER GUIDE AXLE), (2290, 2294 ALL 2WD), (2344, 2366, 2377, 2388 ALL W/O POWER GUIDE AXLE), (2390, 2394 ALL 2WD), 2555 W/O POWER GUIDE AXLE. (259

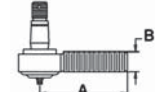
**A-1531201C1** Tie Rod Tube 6.90 Lbs.



**Dim/Info:**  
22" Long  
1.125" I.D. Dia.

**For Models:** (5120, 5130, 5140, 5220, 5230, 5240, 5250 ALL W/ 60"-80" TREAD)

**A-1531204C1** Tie Rod, Short 1.82 Lbs.



**Dim/Info:**  
A - 4.125"  
B - M24X1.500" RH Thrd

**For Models:** (5120, 5130, 5140, 5220, 5230, 5240, 5250 ALL W/ 60"-88" OR 68"-96" TREAD)

**A-1531203C1** Tie Rod, Long 10.62 Lbs.



**Dim/Info:**  
A - 36.870"  
B - 1.100"

**For Models:** (5120, 5130, 5140, 5220, 5230, 5240, 5250 ALL W/ 60"-88" TREAD)

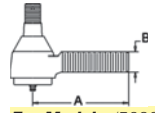
**A-1534224C1** Tie Rod Tube 6.24 Lbs.



**Dim/Info:**  
35.870" Long  
8 Holes  
1.250" O.D.

**For Models:** (5120, 5130, 5140, 5220, 5230, 5240, 5250 ALL W/ 68"-96" TREAD)

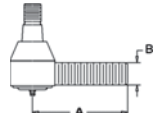
**A-1277451C1** Tie Rod 3.56 Lbs.



**Dim/Info:**  
A - 5.375"  
B - 1.125"-12 UNF RH Thrd

**For Models:** (5088, 5288, 5488, 7110, 7120, 7130, 7140, 7150 ALL W/ MFWD)

**A-1277452C1** Tie Rod 3.18 Lbs.



**Dim/Info:**  
A - 5.375"  
B - 1.125"-12 UNF LH Thrd

**For Models:** (5088, 5288, 5488, 7110, 7120, 7130, 7140, 7150 ALL W/ MFWD)

**A-1280661C1** Jam Nut (1-1/8" NF) 0.40 Lbs.

For 1280658C1 Ball Joint



**Dim/Info:**  
1.125" NF Thread

**For Models:** 1800, 1844, 2022, 2044, 2055, 2155, 2555, (5088, 5288, 5488 ALL W/ 60"-88" TREAD & HI-CROP, ALL 2WD), (7110, 7120, 7130, 7140, 7150, 7210, 7220, 7230, 7240, 7250, 8910, 8920, 8930, 8940, 8950 ALL 2WD), CPX420, (MX100, MX110, MX120, MX135, MX150, MX170, MX180, MX200, MX210, MX220, MX230, MXM120, MXM130, MXM140, MXM155, MXM175, MXM190 ALL 2WD)

**A-3059433R1** Cylinder End, Power Steering 1.38 Lbs.



**Dim/Info:**  
18mm  
23/32" Pin

**For Models:** 523, 654, 724, 724, 824

\*\*\* Truck icon indicates the item is shipped via truck freight. \*\*\*

# Front Axle/Steering Parts

Parts are not original equipment parts and are not sponsored, affiliated, or otherwise connected with any major brand.

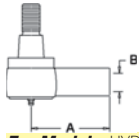
**A-378817R91** Cylinder End, Power Steering 2.50 Lbs.



**Dim/Info:**  
A - 2.75"  
B - 7/8-14 UNF RH Thrd.

**For Models:** (2400A, 2500A, 2544, 2656, 484, 485, 495, 544, 584, 585, 595, 656, 684, 685, 695, 784, 884, 885, 895, 995, H84 ALL W/ Cast Iron Non Adjustable Front Axle)


**A-3146035R95** Cylinder End 2.62 Lbs.



**Dim/Info:**  
A - 3.250"  
B - M20 X 1.5 RH Thread

**For Models:** HYDRO 84 HYDRO, W/ ZF ALL WHEEL DRIVE AXLE, (584, 684, 784, 884 ALL W/ ZF ALL WHEEL DRIVE AXLE), (644, 744, 844, 844S ALL 4WD & POWER STEERING)

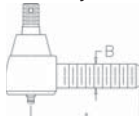
**A-3141529R91** Cylinder End 3.25 Lbs.



**Dim/Info:**  
A - 4.812"  
B - M30 X 1.5 RH Thread

**For Models:** HYDRO 84 HYDRO, 4WD ZF AXLE, (585, 685, 885 ALL SN <18001 4WD ZF AXLE), (644, 744, 844, 844S ALL 4WD & POWER STEERING), (584, 684, 784, 884 ALL 4WD ZF AXLE)

**A-1537872C1** Steering End 1.26 Lbs.



**Dim/Info:**  
A - 3.750"  
B - 7/8-16 UN RH Thrd.

**For Models:** (3210, 3220, 3230, 395 ALL W/ 52-82" TREAD WIDTH), (4210, 4220, 4230, 4240 ALL W/ 52-77" TREAD WIDTH), (495, 595, 695, 895, 995, C100, C50, C60, C70, C80, C90, CX100, CX50, CX60, CX70, CX80, CX90, MX100C, MX80C, MX90C ALL W/ 52-82" TREAD WIDTH)

**A-137048A1** Tie Rod End (RH) 2.62 Lbs.

For MFWD Axles

**Replaces:** 1537612C1

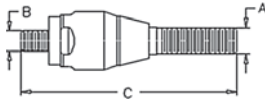
**A-137047A1** Tie Rod End (LH) 1.39 Lbs.

**Replaces:** 1537611C1



**Dim/Info:**  
A - 6.750"  
B - M18X15 RH Thrd.

**A-1966127C1** Ball Joint (LH) 2.20 Lbs.



**Dim/Info:**  
A - M18 X 1.5 LH Thrd  
B - M20 X 1.5 RH Thrd  
C - 7.00"

**A-1966125C1** Ball Joint (RH) 2.20 Lbs.

**For Models:** (C50, C60, C70, C80, C90, C100, CX50, CX60, CX70, CX80, CX90, CX100, MX80C, MX90C, MX100C, 395, 495, 595, 695, 795, 895, 995, 3210, 3220, 3230, 4210, 4220, 4230, 4240 ALL W/ Carraro CAR707 Front Axle)

**A-3134823R2** Cylinder End, Power Steering 1.40 Lbs.



**Dim/Info:**  
20mm  
25/32" Pin


**For Models:** 523, 654, 724, 824

**A-126145A1** Ball Joint (RH) 4.70 Lbs.

**Replaces:** D149728

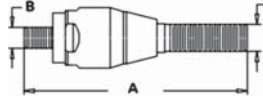
**A-126144A1** Ball Joint (LH) 4.70 Lbs.

**Replaces:** D149730



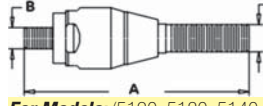
**Dim/Info:**  
A - 8.00"  
B - M24 X 1.5 RH Thrd.

**A-N14377** Cylinder End (RH) 3.10 Lbs.




**Dim/Info:**  
A - 8"  
B - M22 X 1.5 RH Thread  
C - M24 X 1.5 RH Thread

**A-N14388** Cylinder End (LH) 3.06 Lbs.



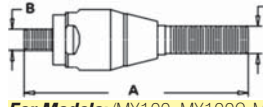
**For Models:** (5120, 5130, 5140, 5220, 5230, 5240, 5250, 580SK ALL MFWD Axle)

**A-247523A1** Ball Joint Assembly 5.70 Lbs.



**Dim/Info:**  
A - 8.00"  
B - M24 X 1.5 RH Thrd.

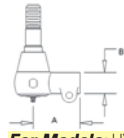
**A-N14377** Cylinder End (RH) 3.10 Lbs.



**Dim/Info:**  
A - 8"  
B - M22 X 1.5 RH Thread  
C - M24 X 1.5 RH Thread

**For Models:** (MX100, MX100C, MX110, MX120, MX135, MX150, MX170, MX80C, MX90C ALL W/ 20:19 & 20:22 MFWD Axle)

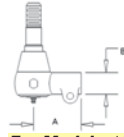
**A-71820C91** Cylinder End (Ref. 1) 3.00 Lbs.



**Dim/Info:**  
A - 2.750"  
B - 1.315"  
.875" I.D. - 14 Thread

**For Models:** HYDRO 186, HYDRO 100, 786, 886, 986, 1086, 1486, 1586, 3088, 3288, 3488, 3688, 66 SERIES LATE W/ AXLE PIVOT BALL, (NOT PIN), 86 SERIES W/ AXLE PIVOT BALL, (NOT PIN), 88 SERIES EARLY W/ AXLE PIVOT BALL, (NOT PIN)

**A-1280566C2** Cylinder End, Power Steering 2.96 Lbs.

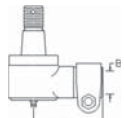


**Dim/Info:**  
A - 2.870"  
B - .875" I.D.  
14NF Thread

**For Models:** 1800, 1822, 1844, 2022, 2044, 2055, 2155, 2555, (5088, 5288, 5488, 7110, 7120, 7130, 7140, 7150, 7210, 7220, 7230, 7240, 7250, 8910, 8920, 8930, 8940, 8950 ALL 2WD Models Only), CPX420, (MX100, MX110, MX120, MX135, MX150, MX170 ALL 2WD Models Only)

**A-1277261C1** Cylinder End, Power Steering (MFWD) 3.25 Lbs.

**Replaces:** 81874903, 293624A1, 1969508C1, 1969507C1, 1277261C91, 435665A1



**Dim/Info:**  
A - 3.125"  
B - 1.00" - 16 RH Thrd.

**For Models:** (TRACTOR: 5088, 5288, 5488, 7110, 7120, 7130, 7140, 7150, 7210, 7220, 7230, 7240, 7250, 8910, 8920, 8930, 8940, 8950, (MX180, MX200, MX220 ALL SN <JJA0097997))

**A-A30435** Universal Joint, Steering Shaft 0.64 Lbs.



**Dim/Info:**  
.969" Cap  
2.280" Length Cap to Cap

**For Models:** 1030, 730, 830, 930

AGCO

ALLIS  
CHALMERS

DEUTZ

MASSEY  
FERGUSON

WHITE/  
OLIVER

CNH

CASE-IH

FORD / NEW  
HOLLAND

FIAT

BELARUS

BOBCAT

JCB

JOHN  
DEERE

KUBOTA

LANDINI

LEYLAND

LONG

McCORMICK

OTHER

RENAULT

SAME

VALTRA

VERSATILE

YANMAR

ZETOR


SCHWARTZ  
SPEECO

\*\*\* Truck icon indicates the item is shipped via truck freight.\*\*\*

# Front Axle/Steering Parts

AGCO  
ALLIS  
CHALMERS  
DEUTZ  
MASSEY  
FERGUSON  
WHITE/  
OLIVER  
  
CNH  
CASE-IH  
  
FORD / NEW  
HOLLAND  
FIAT  
  
BELARUS  
BOBCAT  
JCB  
JOHN  
DEERE  
KUBOTA  
LANDINI  
LEYLAND  
LONG  
McCORMICK  
OTHER  
RENAULT  
SAME  
VALTRA  
VERSATILE  
YANMAR  
ZETOR  
  
SCHWARTZ  
SPEECO

**A-112201** Tie Rod Assembly 9.10 Lbs.  
Consists of parts listed below plus hardware.



**A-A44762** Tie Rod End, Short 1.74 Lbs.



**Dim/Info:**  
A - 3.750"  
B - 1.000"-16 thread

**A-A41511** Jam Nut 0.24 Lbs.



**Dim/Info:**  
1.000" - 16 thread 1280661

**A-A59659** Tube 2.56 Lbs.



**Dim/Info:**  
Tube 18.375" Long  
.953" I.D.

**A-A41561** Clamp w/ Hardware 0.16 Lbs.



**Dim/Info:**  
1.265" I.D.  
.870" Wide

**A-A143028** Tie Rod End, Long, 8 Notches 4.22 Lbs.



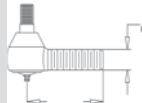
**Dim/Info:**  
A - 17.750"  
B - .937"

**For Models:** 1070, 1175, 770, 870, 970, (1090, 1170 ALL SN <-8678074)

**A-112202** Tie Rod Assembly 9.75 Lbs.  
Consists of parts listed below plus hardware.



**A-A43376** Tie Rod End, Short 1.74 Lbs.



**Dim/Info:**  
A - 4.000"  
B - 1.000"-16 thread

**A-A43379** Nut 0.25 Lbs.



**Dim/Info:**  
1.00 X 16 UNC RH Thrd  
112202

**A-A137101** Tie Rod Tube 3.20 Lbs.



**Dim/Info:**  
18.250" long  
1.015" ID

**A-A145857** Wedge 0.08 Lbs.  
**Replaces:** A43369, 1280663C1



**A-A43374** Tie Rod End, Long 4.00 Lbs.



**Dim/Info:**  
A - 17.687"  
B - 1.000"

**For Models:** 1090, 1270, 1370, 1570, 1170 SN 8678074->

**A-A9593** Tie Rod Tube 7.46 Lbs.



**Dim/Info:**  
38" Long  
13/16 X 18 RH Thrd  
13/16 X 18 LH Thrd

**For Models:** W5, 425, 500LK, (730, 830 ALL IH)

**A-A24668** Tie Rod 4.00 Lbs.



**Dim/Info:**  
20.250" Long  
13/16 X 18 RH Thrd

**For Models:** 930 FOR 53" - 82" TREAD: DOM SN <-8339078, (1030, 730, 830 ALL FOR 53" - 82" TREAD: DOM SN <-8332878)


**A-A24656** Tie Rod 3.46 Lbs.



**Dim/Info:**  
17.750" Long  
13/16 X 18 RH Thrd

**For Models:** 730 FOR 48" - 73" TREAD: DOM SN <-8332878, 930 FOR 48" - 73" TREAD: DOM SN <-8339078

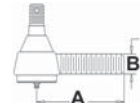
**A-A24669** Tie Rod Tube 6.06 Lbs.



**Dim/Info:**  
34.500" Long  
1.015" I.D.

**For Models:** (1030, 730, 830 ALL FOR 53" - 82" TREAD: DOM SN <-8332878), 930 FOR 53" - 82" TREAD: DOM SN <-8339078

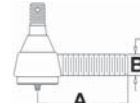
**A-A28704** Tie Rod 1.28 Lbs.



**Dim/Info:**  
A - 3.500"  
B - .812" - 18 LH Thrd.

**For Models:** W5, 500LK, 930 CK WESTERN, (730, 830 ALL EH)

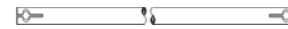
**A-A28419** Tie Rod 1.28 Lbs.



**Dim/Info:**  
A - 3.500"  
B - .812" - 18 RH Thrd.

**For Models:** W5, 500LK, 680CK, 930 CK WESTER, DOM SN <-8339078, 1030 DOM SN <-8332878, (730, 830 ALL EH, DOM SN <-8332878)

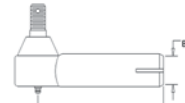
**A-A24657** Tie Rod Tube 5.14 Lbs.



**Dim/Info:**  
29.500" Long  
1.015" I.D.

**For Models:** 930 DOM SN <-8339078 ALL W/ 48"-73" TREAD, (730, 830 ALL SN <-8332878 W/ 48"-73" TREAD)

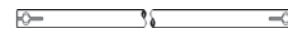
**A-A41520** Tie Rod 1.60 Lbs.



**Dim/Info:**  
A - 4.840"  
B - 1.000 - 16 Thrd.

**For Models:** (1030, 730, 830 ALL DOM SN 8332878->), 930 DOM SN 8339078->

**A-A41523** Tie Rod Tube 3.54 Lbs.



**Dim/Info:**  
28.812" Long  
1.010" I.D.

**For Models:** (1030, 730, 830 ALL DOM SN 8332878->W/ 53"-73" TREAD), 930 DOM SN 8339078-> W/ 53"-73" TREAD

**A-A41524** Tie Rod 3.30 Lbs.



**Dim/Info:**  
15.750" Long  
1.00" X 16 UN Thrd  
6 Notches

**For Models:** (1030, 830 ALL FOR 53" - 82" TREAD: DOM SN 8332878->), 730 FOR 53" - 82" TREAD: DOM SN 8332878->), 930 FOR 53" - 82" TREAD: DOM SN 8339078->

**A-A41522** Tie Rod 4.16 Lbs.

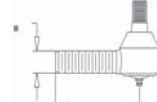


**Dim/Info:**  
19.750" Long  
1.00" X 16 UN Thrd  
8 Notches

**For Models:** (1030, 730, 830 ALL FOR 60" - 88" THREAD: DOM SN 8332878->), 930 FOR 60" - 88" THREAD: DOM SN 8339078->

**A-359775A1** Tie Rod (RH) 1.74 Lbs.

**Replaces:** 180798C91



**Dim/Info:**  
A - 3.750"  
B - 1.000" - 16 thread


**For Models:** (1090, 1170 ALL SN 8678074->), 1270, 1370, 1570

Parts are not original equipment parts and are not sponsored, affiliated, or otherwise connected with any major brand.

\*\*\* Truck icon indicates the item is shipped via truck freight. \*\*\*

# Front Axle/Steering Parts

Parts are not original equipment parts and are not sponsored, affiliated, or otherwise connected with any major brand.

**A-A8747** Tie Rod Tube 6.50 Lbs.  
  
**Dim/Info:**  
 36.750" Long  
 1.015" I.D.

**For Models:** (730, 830 ALL EH)

**A-A41521** Tie Rod Tube 4.40 Lbs.  
  
**Dim/Info:**  
 35.812" Long  
 1.010" I.D.

**For Models:** (1030, 730, 830 ALL DOM SN 8332878->), 930 DOM SN 8339078->

**A-K207721** Power Steering Cylinder End 1.24 Lbs.  
 2 used  
**Replaces:** K923766

  
**Dim/Info:**  
 A - 2.750"  
 B - .750"  
 20 NF RH Thread

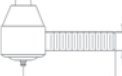
**For Models:** 1194, 1294, 1394

**A-K207722** Drag Link 1.36 Lbs.  
 2 used  
**Replaces:** K262852, K915962


  
**Dim/Info:**  
 A - 3.780"  
 B - .750"  
 20 NF RH Thread

**For Models:** 1194, 1294, 1394, 1494, 1594

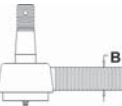
**A-K908071** Tie Rod End, Front Axle 1.28 Lbs.  
 RH & LH are the same

  
**Dim/Info:**  
 A - 3.750"  
 B - .750"  
 20 NF RH Thread

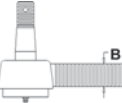
**For Models:** 1190, 1194, 1210, 1212, 1290, 1294, 1390, 1394, 1490, 380CK, 885, 885N, 995, 996, 990 IMPLMATIC, 880 IMPLMATIC, SELECTAMATIC, (1200, 770, 780 ALL SELECTAMATIC)

**A-K929057** Socket 1.48 Lbs.  
  
**Dim/Info:**  
 A - 3.125"  
 B - .875"  
 18 NF RH I.D. Thread


**For Models:** 1200, 1210, 1212, 380CK, 885, 885N, 990, 995, 996

**A-D88491** Tie Rod End 1.42 Lbs.  
  
**Dim/Info:**  
 A - 3.750"  
 B - .875"  
 18 NF RH Thread


**For Models:** (480D, 480E, 480LL, 580, 580SD, 580C, 580D, 580F, 580G, 580SE, 584D, 584E, 585D, 585E, 586D, 586E, 586FL ALL 2WD)

**A-D88492** Tie Rod End 1.40 Lbs.  
  
**Dim/Info:**  
 A - 3.750"  
 B - .875"  
 18 NF LH Thread


**For Models:** (480E, 480LL, 580SD, 580D, 580G, 580SE, 584D, 584E, 585D, 585E, 586D, 586E, 586FL ALL 2WD)

**A-K965270** Tie Rod End 1.54 Lbs.  
  
**Dim/Info:**  
 A - 4.00"  
 B - M22 X 1.5 RH Thrd.

**For Models:** (1290, 1390, 1490, 990, 995, 996 ALL 4 WD - CARRARO 98854)

**A-K965269** Tie Rod End 1.52 Lbs.  
  
**Dim/Info:**  
 A - 3.750"  
 B - M22 X 1.5 LH Thrd.


**For Models:** (1290, 1390, 1490, 990, 995, 996 ALL 4 WD - CARRARO 98855)

**A-K260254** Tie Rod End 1.80 Lbs.  
  
**Dim/Info:**  
 A - 4.160"  
 B - 24x1.5 Metric RH Thrd


**For Models:** (1494, 1594, 1690, 1694, 480E, 480LL, 580SD, 580D, 580SE, 584D, 584E, 585D, 585E, 586D, 586E ALL MFD), (760, 860 ALL TRENCHERS W/ MFD)

**A-K260250** Tie Rod End 1.80 Lbs.  
  
**Dim/Info:**  
 A - 4.160"  
 B - 24x1.5 LH mm Thrd


**For Models:** (1394, 1494, 1594, 1690, 480E, 480LL, 580SD, 580D, 580SE, 584D, 584E, 585D, 585E, 586D, 586E, 58EFL ALL MFD), (760, 860 ALL TRENCHERS W/MFD)

**A-G45368** Tie Rod End (RH) 0.82 Lbs.  
  
**Dim/Info:**  
 A - 3.125"  
 B - .687" - 18 RH Thrd

**For Models:** 200B, 300B, 400B, 430, 430CK, 480B, 480CK, 530, 530CK, 580CK, 630, 580B ROAD RUNNER, (STW16, W110 ALL ROLLER)

**A-G45369** Tie Rod End (LH) 0.82 Lbs.  
  
**Dim/Info:**  
 A - 3.125"  
 B - .687" - 18 LH Thrd

**For Models:** 200B, 300B, 400B, 430, 430CK, 480B, 480CK, 530, 530CK, 580B, 580CK, 630

**A-302643A1** Tie Rod, MFWD 12.75 Lbs.  
  
**Dim/Info:**  
 A - 20.25"  
 B - 4.38"  
 C - 1.375" 12 UNF LH Thrd.

**For Models:** MX180, MX200, MX210, MX220, MX230


**A-302645A1** Tie Rod, MFWD 12.75 Lbs.  
  
**Dim/Info:**  
 A - 20.25"  
 B - 4.38"  
 C - 1.375" 12 UNF RH Thrd.

**For Models:** MX180, MX200, MX210, MX220, MX230

**A-87395648\*** Ball Joint; MFWD 1.75 Lbs.  
**Replaces:** 87542553, 5117314

  
**Dim/Info:**  
 A - 4.00"  
 B - M24 X 1.5 RH Thrd.

**For Models:** FARMALL 90, FARMALL 95, JX55, JX65, JX75, JX80, JX85, JX90, JX95, MAXXUM 100, MAXXUM 110, MAXXUM 115, MAXXUM 120, MAXXUM 125, MAXXUM 130, MAXXUM 140, MXM120, MXM130, MXM140, MXM155, MXM175, MXM190, MXU100, MXU110, MXU115, MXU125, MXU130, MXU135, PUMA 115, PUMA 125, PUMA 140, PUMA 155

**A-A40962** Tie Rod End 1.14 Lbs.  
  
**Dim/Info:**  
 A - 2.190"  
 B - .687" - 18 RH Thrd

**For Models:** 1394, 480B, 480C, 480CK, 480D, 480LL W/STD /LONG AXLES W/STD WHEEL BASE, 530CK, 580B ROAD RUNNER, 580C, 580CK, 580D, 580F, 584E, 585D, 585E, 586D, 586E, (760, 860 ALL TRENCHERS)

AGCO  
 ALLIS  
 CHALMERS  
 DEUTZ  
 MASSEY  
 FERGUSON  
 WHITE/  
 OLIVER

CNH  
 CASE-IH

FORD / NEW  
 HOLLAND  
 FIAT

BELARUS

BOBCAT

JCB

JOHN  
 DEERE

KUBOTA

LANDINI

LEYLAND

LONG

McCORMICK

OTHER

RENAULT

SAME

VALTRA

VERSATILE

YANMAR

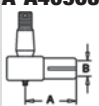







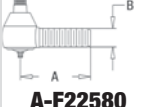



ZETOR

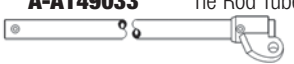
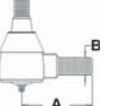
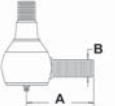
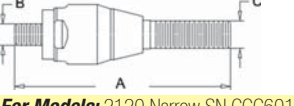



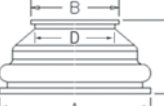
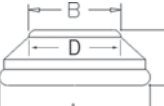
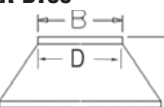
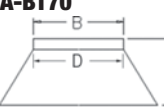
SCHWARTZ  
 SPEECO

\*\*\* Truck icon indicates the item is shipped via truck freight.\*\*\*

# Front Axle/Steering Parts

Parts are not original equipment parts and are not sponsored, affiliated, or otherwise connected with any major brand.

	<b>A-A40963</b>	Cylinder End, Female Thread	1.20 Lbs.
		<b>Dim/Info:</b> A - 2.440" B - .687"-18 RH I.D. Thrd	
AGCO	<b>For Models:</b> 480CK, 530CK, 580CK, 480B SN<8435171, 580B SN<8741258		
ALLIS CHALMERS	<b>A-D123806</b>	Steering Link	1.20 Lbs.
DEUTZ			
MASSEY FERGUSON	<b>For Models:</b> 570LXT, 580SK, 580SL, 580K, 580L, 590SL, 590 TURBO		
WHITE/ OLIVER	<b>A-112203</b>	Tie Rod Assembly Consists of parts listed below plus hardware.	31.38 Lbs.
			
	<b>A-A160200</b>	Tie Rod End, Short <b>Replaces:</b> A162214	1.49 Lbs.
		<b>Dim/Info:</b> A - 3.750" B - .812" RH Thread	
CNH	<b>A-F22580</b>	Nut	0.17 Lbs.
CASE-IH			
FORD / NEW HOLLAND	<b>A-A143876</b>	Tie Rod End (LH)	6.00 Lbs.
FIAT		<b>Dim/Info:</b> 18.620" Long 1.250" O.D. 8 Holes	
	<b>A-A160199</b>	Tie Rod, Long	6.85 Lbs.
		<b>Dim/Info:</b> 18.750" Long 1.250" Dia. 8 Holes	
BELARUS	<b>A-A160166</b>	Tube, Tie Rod	16.60 Lbs.
BOBCAT		<b>Dim/Info:</b> 39.380" Long Tube 1.260" I.D.	
JCB	<b>A-A145846</b>	Spacer	0.06 Lbs.
JOHN DEERE	<b>For Models:</b> (1896, 2090, 2094, 2096, 2290, 2294 ALL W/STD / LONG AXLES W/STD WHEEL BASE)		
KUBOTA	<b>A-112204</b>	Tie Rod Assembly Consists of parts listed below plus hardware.	31.34 Lbs.
LANDINI			
LEYLAND	<b>A-A160200</b>	Tie Rod End, Short <b>Replaces:</b> A162214	1.49 Lbs.
LONG		<b>Dim/Info:</b> A - 3.750" B - .812" RH Thread	
McCORMICK	<b>A-F22580</b>	Nut	0.17 Lbs.
OTHER			
RENAULT	<b>A-A143876</b>	Tie Rod End (LH)	6.00 Lbs.
SAME		<b>Dim/Info:</b> 18.620" Long 1.250" O.D. 8 Holes	
VALTRA	<b>A-A160197</b>	Tie Rod End, Long	9.00 Lbs.
VERSATILE		<b>Dim/Info:</b> A - 21.5" Long B - 1.250" Dia.	
YANMAR	<b>For Models:</b> (1896, 2090, 2094, 2096, 2290, 2294, 2390, 2394, 2590, 2594 ALL W/STD / LONG AXLE W/110" WHEEL BASE)		
ZETOR			
SCHWARTZ SPEECO			

	<b>A-A149033</b>	Tie Rod Tube	15.96 Lbs.
		<b>Dim/Info:</b> 37.000" Tube Length 1.260" I.D.	
	<b>A-A145846</b>	Spacer	0.06 Lbs.
	<b>For Models:</b> (1896, 2090, 2094, 2096, 2290, 2294, 2390, 2394, 2590, 2594 ALL W/STD / LONG AXLE W/110" WHEEL BASE)		
	<b>A-G102130</b>	Cylinder End, Power Steering <b>Replaces:</b> A62069	1.32 Lbs.
		<b>Dim/Info:</b> A - 3.000" B - .750" - 16 RH	
	<b>For Models:</b> 1090, 1170, 1270, 1370, 1570, 1175 SN <-8736747		
	<b>A-L59042</b>	Cylinder End, Power Steering	2.78 Lbs.
		<b>Dim/Info:</b> A - 3.375" B - .875" - 14 RH	
	<b>For Models:</b> 1896, 2090, 2094, 2096, 2290, 2294, 2390, 2394, 2590, 2594		
	<b>A-85805975</b>	Ball Joint, Steering Cylinder	2.20 Lbs.
		<b>Dim/Info:</b> A - 7.00" B - M20 x 1.5 RH Thrd. C - M18 x 1.5 RH Thrd.	
	<b>For Models:</b> 2120 Narrow SN CGC6018>, 2130 Narrow SN CGC9054>, 2140 Narrow SN CGC12136>, 570LXT, 580L, 580SL		
	<b>A-231009A1</b>	Rod, Steering Cylinder (RH)	3.95 Lbs.
		<b>For Models:</b> 8910, 8920, 8930, 8940, 8950	
	<b>A-411904A1</b>	Tie Rod, Steering Cylinder	5.15 Lbs.
		<b>Dim/Info:</b> A - 9.375" B - M24 x 1.5 RH Thrd.	
	<b>For Models:</b> MX150, MX170		
	<b>A-60381</b>	Tie Rod Boot	0.03 Lbs.
		<b>Dim/Info:</b> A - 1.710" B - 1.070" C - 0.920" D - 0.625"	
	<b>A-BT40</b>	Tie Rod Boot	0.05 Lbs.
		<b>Dim/Info:</b> A - 1.875" B - 1.140" C - 1.165" D - 0.640"	
	<b>A-BT50</b>	Tie Rod Boot	0.01 Lbs.
		<b>Dim/Info:</b> A - 1.42" B - 0.87" C - 0.52" D - 0.50"	
	<b>A-BT60</b>	Tie Rod Boot	0.03 Lbs.
		<b>Dim/Info:</b> A - 2.09" B - 1.10" C - 0.91" D - 0.75"	
	<b>A-BT70</b>	Tie Rod Boot	0.03 Lbs.
		<b>Dim/Info:</b> A - 2.32" B - 1.32" C - 0.97" D - 1.00"	
	<b>For Models:</b> FITS SEVERAL MODELS		

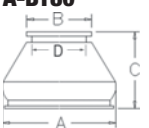
\*\*\* Truck icon indicates the item is shipped via truck freight. \*\*\*



# Front Axle/Steering Parts

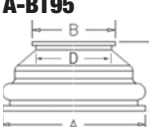
Parts are not original equipment parts and are not sponsored, affiliated, or otherwise connected with any major brand.

**A-BT80** Tie Rod Boot 0.01 Lbs.



**Dim/Info:**  
 A - 1.65"  
 B - 0.95"  
 C - 1.12"  
 D - 0.50"

**A-BT95** Tie Rod Boot 0.04 Lbs.



**Dim/Info:**  
 A - 2.33"  
 B - 1.35"  
 C - 1.13"  
 D - .6875"

**For Models:** FITS SEVERAL MODELS

**A-379553R1** Steering Arm 2.90 Lbs.  
 Bushings not included. Please order 379554R1 & 379748R1 separately.



**For Models:** 2424, 2444, 2544, 2606, 2656, 444, 504, 544, 606, 656, 664

**A-379555R1** Steering Arm 2.92 Lbs.  
 Bushings not included. Please order 379554R1 & 379748R1 separately.



**For Models:** 2504, 2544, 2606, 2656, 504, 544, 606, 656

**A-379531R1** Bushing, Front Axle Pivot 0.22 Lbs.



**For Models:** 2504, 2606, 606, (2424, 2444, 424, 444 ALL W/ HYDROSTATIC STEERING)

**A-379554R1** Cylinder Support Arm Bushing 0.05 Lbs.  
 Small Bushing



**For Models:** 2504, 2544, 2606, 2656, 504, 544, 606, 656, 664, (2424, 2444, 424, 444 ALL W/ HYDROSTATIC STEERING)

**A-379642R1** Steering Arm (LH) 4.20 Lbs.

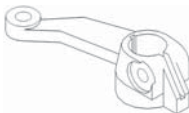
**A-379643R1** Steering Arm (RH) 9.00 Lbs.



**Dim/Info:**  
 24 Spline  
 Arm has 4.250" drop.

**For Models:** (504, 544, 606, 656 ALL UTILITY)

**A-383914R1** Steering Arm 6.00 Lbs.

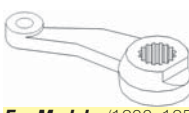


**Dim/Info:**  
 1.667" Dia. Hole  
 .250" Keyway

**For Models:** 1026, 1206, 1256, 1456, 544, 656, 706, 756, 826, 856, 806

**A-384016R3** Steering Arm (LH) 9.00 Lbs.

**A-384017R3** Steering Arm (RH) 9.00 Lbs.



**Dim/Info:**  
 24 Spline

**For Models:** (1206, 1256, 1456, 706, 756, 806, 826, 856 ALL FOR STD & WHEAT-LAND AXLES. NOT FOR ROW CROP FRONTS)

**A-358970R1** Steering Arm, Center 8.00 Lbs.

**Dim/Info:**  
 Arm has 3.375" drop



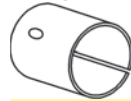
**For Models:** 1206, 1256, 460, 544, 560, 660, 666, 686, 706, 756, 806, 856, HYDRO 70

**A-379748R2** Bushing, Steering Arm 0.10 Lbs.



**For Models:** (385, 454, 474, 475, 484, 485, 485XL, 574, 584, 585, 585XL, 674, 684, 685, 685XL, 784, 785, 785XL, 884, 885, 885XL ALL W/ STANDARD AXLE)

**A-1536870C1** Bushing, Steering Arm 0.40 Lbs.  
 Replaces: 405574R1



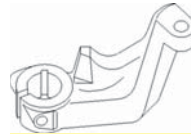
**For Models:** CX100, CX70, CX80, CX90, C100, C70, C80, C90, 3210, 3220, 385, 395, 4220, 4230, 4240, 454, 474, 475, 484, 485, 495, 574, 584, 585, 595, 674, 684, 685, 695, 784, 785, 795, 884, 885, 895, 995

**A-3121264R1** Arm, Steering (RH) 9.65 Lbs.



**For Models:** C70, C80, C90, C100, CX70, CX80, CX90, CX100, 268, 278, 584, 585, 595, 684, 685, 695, 784, 785, 884, 885, 895, 995, 3230, 4210, 4230, 4240

**A-3121263R1** Arm, Steering (LH) 10.15 Lbs.



**For Models:** C70, C80, C90, C100, CX70, CX80, CX90, CX100, 268, 278, 584, 585, 595, 684, 685, 695, 784, 785, 884, 885, 895, 995, 3230, 4210, 4230, 4240

**A-531248R2** Steering Arm (LH) 6.50 Lbs.

**A-531249R2** Steering Arm (RH) 6.46 Lbs.



**For Models:** HYDRO 100, HYDRO 186, 766, 786, 886, 966, 986, 1066, 1086, 1466, 1468, 1486, 1566, 1568, 1586, 3088, 3288, 3688

**A-531248US** Steering Arm, Undersize (LH) 6.00 Lbs.  
 Arms fit spindles w/ snap ring groove below spline.

**A-531249US** Steering Arm, Undersize (RH) 6.00 Lbs.

**Dim/Info:**  
 Splined is .030" undersize



**For Models:** HYDRO 100, HYDRO 186, 766, 786, 886, 966, 986, 1066, 1086, 1466, 1468, 1486, 1566, 1568, 1586, 3088, 3288, 3688

**A-531248US86** Steering Arm, Undersize (LH) 6.36 Lbs.

**A-531249US86** Steering Arm, Undersize (RH) 6.48 Lbs.



**For Models:** HYDRO 100, HYDRO 186, 1066, 1086, 1466, 1468, 1486, 1566, 1568, 1586, 3088, 3288, 3688, 766, 786, 886, 966, 986, 3488 Hydro

AGCO  
 ALLIS  
 CHALMERS  
 DEUTZ  
 MASSEY  
 FERGUSON  
 WHITE/  
 OLIVER

CNH  
 CASE-IH

FORD / NEW  
 HOLLAND  
 FIAT

BELARUS

BOBCAT

JCB

JOHN  
 DEERE

KUBOTA

LANDINI

LEYLAND

LONG

McCORMICK

OTHER

RENAULT

SAME

VALTRA

VERSATILE

YANMAR

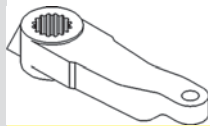
ZETOR

SCHWARTZ  
 SPEECO

\*\*\* Truck icon indicates the item is shipped via truck freight.\*\*\*

# Front Axle/Steering Parts

**A-148418C1** Steering Arm (LH) 6.70 Lbs.  
**A-148419C1** Steering Arm (RH) 6.74 Lbs.



*Dim/Info:*  
24 Teeth

AGCO  
ALLIS  
CHALMERS

*For Models:* 5088, 5288, 5488

**A-1259527C2** Steering Arm (RH) 9.35 Lbs.  
**A-1259526C2** Steering Arm (LH) 9.40 Lbs.



*Dim/Info:*  
36 Teeth

DEUTZ  
MASSEY  
FERGUSON

*For Models:* 5088, 5288, 5488, 7110, 7120, 7130, 7140, 7150, 7210, 7220, 7230, 7240, 7250, 8910, 8920, 8930, 8940, 8950, MX100, MX110, MX120, MX135

**A-K912085** Steering Arm (RH) 4.50 Lbs.



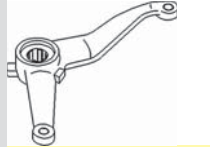
WHITE/  
OLIVER

CNH

CASE-IH

*For Models:* 1212, 1290, 1390, 880, 885, 990, 995

**A-K913924** Steering Arm (LH) 7.25 Lbs.



*For Models:* 1212, 1290, 1390, 880, 885, 990, 995

FORD / NEW  
HOLLAND

FIAT

**A-A137741** Steering Arm (LH) 12.00 Lbs.  
*Replaces:* A37927

**A-A137742** Steering Arm (RH) 12.00 Lbs.  
*Replaces:* A37926



*Dim/Info:*  
16 Teeth Tapered  
Splined Hole

BELARUS

BOBCAT

JCB

JOHN  
DEERE

*For Models:* 480A, 480B, 580A, 580B

KUBOTA

LANDINI

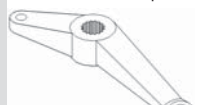
LEYLAND

LONG

MCCORMICK

**A-A34798** Steering Arm 11.00 Lbs.  
 Taper hole in long arm is .600" to 7.00" & .750" to .850" on short arm.

**A-A24652** Steering Arm 11.00 Lbs.  
 Both holes are tapered from .600" to .700"



*For Models:* 730, 830, (1030, 930 ALL EARLY)

**A-A57323** Steering Arm (RH) 7.35 Lbs.  
**A-A57322** Steering Arm (LH) 7.35 Lbs.



*Dim/Info:*  
17 Teeth Tapered  
Splined Hole  
7.800" ctr to ctr

RENAULT

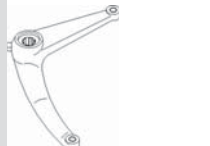
SAME

VALTRA

*For Models:* 1070, 770, 870, 970, (1030, 930 ALL LATE), 1175 SN 8736747->

VERSATILE

**A-K912084\*** Arm, Steering; LH 7.50 Lbs.



YANMAR

ZETOR

*For Models:* 880, 990 SN <11075111 W/ Manual Steering, (995, 996 ALL W/ Manual Steering)

SCHWARTZ  
SPEECO

**A-A61404** Steering Arm (RH) 8.66 Lbs.  
**A-A61405** Steering Arm (LH) 8.66 Lbs.



*Dim/Info:*  
20 Teeth Tapered  
Splined Hole

*For Models:* 1090, 1170, 1270, 1370, 1570

**A-A160124** Steering Arm w/ 17 Internal Splines (RH) 8.00 Lbs.  
**A-A160125** Steering Arm w/ 17 Internal Splines (LH) 8.00 Lbs.



*Dim/Info:*  
17 Teeth Tapered  
Splined Hole  
10.500" Long

*For Models:* 2090, 2094, 2294, 2290 EARLY

**A-A147121** Steering Arm (RH) 11.00 Lbs.  
**A-A147122** Steering Arm (LH) 11.00 Lbs.



*Dim/Info:*  
20 Teeth Tapered  
Splined Hole  
11.500" Long

*For Models:* 2090, 2094, 2294, 2390, 2394, 2590, 2594, 2290 LATE

**A-223311** Hub, Front Wheel (6 Bolt) 18.00 Lbs.  
 This hub allows changing old style IH narrow front cast whl & hub to a standard 6 bolt. Hub uses standard wheel bearings & seals.



*Dim/Info:*  
4.62" Pilot Hole

**A-WB916** Wheel bolt, 9/16-18 X 1.690" 0.15 Lbs.

*For Models:* M, SUPER M, 400

**A-391823R11** Hub, Front Wheel (6 Bolt) 18.00 Lbs.  
 Hub uses WBKIH3 wheel bearing kit.



**A-WB916** Wheel bolt, 9/16-18 X 1.690" 0.15 Lbs.

*For Models:* 1026, 1066, 1086, 1206, 1256, 1456, 1466, 1468, 1486, 1566, 1568, 1586, 21026, 2656, 2706, 2756, 2826, 2856, 3088, 3288, 3688, 5088, 5288, 544, 5488, 560, 656, 666, 686, 706, 756, 766, 786, 806, 826, 856, 886, 966, 986, HYDRO 100, HYDRO 186, HYDRO 70, HYDRO 86

**A-391824R11** Hub, Front Wheel (8 Bolt) 28.00 Lbs.  
 Hub uses WBKIH3 wheel bearing kit.

*Replaces:* 1323559C1



**A-WB916** Wheel Bolt, 9/16-18 X 1.690" 0.15 Lbs.

*For Models:* 1026, 1066, 1086, 1206, 1256, 1456, 1466, 1468, 1486, 1566, 1568, 1586, 21026, 2656, 2706, 2756, 2826, 2856, 3088, 3288, 3688, 5088, 5288, 5488, 560, 656, 666, 686, 706, 756, 766, 786, 806, 826, 856, 886, 966, 986, 544 UTIL SN 13200->, HYDRO 100, HYDRO 186, HYDRO 3488, HYDRO 70, HYDRO 86, (COMBINE: 815, 915, 1420, 1440, 1460), (COTTON PICKER: 1822, 1844, 2022, 2044, 782)

Parts are not original equipment parts and are not sponsored, affiliated, or otherwise connected with any major brand.

\*\*\* Truck icon indicates the item is shipped via truck freight. \*\*\*

# Front Axle/Steering Parts

Parts are not original equipment parts and are not sponsored, affiliated, or otherwise connected with any major brand.

**A-189425C1** Hub Cap 0.45 Lbs.  
w/ Hub # A-1259528C1



**For Models:** 1482, 1682, 1800, 1844, 2022, 2044, 2055, 2155, 2555, (5088, 5288, 5488 ALL W/ Adj. High Capacity Front Axle), 7110, 7120, 7130, 7140, 7150, 7210, 7220, 7230, 7240, 7250, 8910, 8920, 8930, 8940, 8950, MX100, MX110, MX120, MX135, MX150, MX170, MX180, MX200, MX210, MX220, MX230, MXM120, MXM130, MXM140, MXM155, MXM175, MXM190

**A-1259528C1** Hub, Wheel 45.09 Lbs.  
**Replaces:** 1259528C91

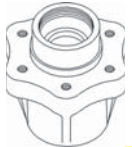


**A-WB916** Wheel Bolt, 9/16-18 X 1.690" 0.15 Lbs.

**A-189425C1** Hub Cap 0.45 Lbs.  
w/ Hub # A-1259528C1

**For Models:** (1420, 1440, 1460 ALL W/ Adj. Or Non Adj. Axle), 1620, (1640, 1644 ALL W/ Adj. Or Non Adj. Axle W/O Power Glide), 1660, 1660 W/ Adj. Or Non Adj. Axle W/O Power Glide, 1666 W/ Adj. Axle W/O Power Glide, 1800, 1844, 2022, 2044, 2055, 2144 W/ Adj. Or Non Adj. Axle W/O Power Glide, 2155, (2166, 2344, 2366 ALL W/ Adj. Or Non Adj. Axle W/O Power Glide), 2555, (5088, 5288, 5488 ALL W/ Adj. High Capacity Front Axle), 7110, 7120, 7130, 7140, 7150, 7210, 7220, 7230, 7240, 7250, 8910, 8920, 8930, 8940, 8

**A-1533896C1** Hub, Front Wheel 17.70 Lbs.



**For Models:** 5120, 5130, 5140, 5220, 5230, 5240, 5250

**A-406294R21** Hub, Front Wheel (6 Bolt) 20.02 Lbs.  
Hub uses WBKIH6 wheel bearing kit.



**A-NT12** Nut, Front Wheel 0.06 Lbs.

**For Models:** 2400A, 2500A, 380B, 385, 395, 454, 484, 485, 495, 574, 584, 585, 595, 595XL, 674, 685, 685XL, 695, 695XL, 885, 895, 995

**A-612884R1** Hub Cap 0.15 Lbs.  
Used w/ Hub: A-67527C91, A-406294R21, 406292R11, 536058R11



**Dim/Info:**  
2.5"

**For Models:** 2400A, 2500A, 3220, 3230, 385, 395, 4210, 4230, 4240, 454, 464, 484, 485, 495, 574, 584, 585, 595, 674, 684, 685, 695, 784, 884, 885, 895, 995, C100, C50, C60, C70, C80, C90, HYDRO 84

**A-378401R21** Hub, Front Wheel 16.00 Lbs.



**For Models:** (2400A, 2500A ALL W/ CAST I-BEAM FRONT AXLE), (H84, 484, 485, 495, 584, 595, 684, 695, 784, 884 ALL W/ HEAVY DUTY CAST FRONT AXLE), (585, 685, 885, 895, 995 ALL W/ SWEEP BACK CAST FRONT AXLE)

**A-67527C91** Hub, Front Wheel HD (6 Bolt) 18.10 Lbs.  
Hub uses A-WBKIH9 wheel bearing kit.



**A-NT12** Nut, Front Wheel 0.06 Lbs.

**A-SD12** Stud, Front Wheel 0.12 Lbs.

**For Models:** 248, 3220, 3230, 385, 4210, 4230, 4240, 484, 485, 584, 585, 595, 595XL, 674, 684, 685, 685XL, 695, 695XL, 784, 884, 885, 885XL, 895, 895XL, 995, C100, C50, C60, C70, C80, C90, CX100, CX50, CX60, CX70, CX80, CX90, HYDRO 84 HYDRO, MX100C, MX80C, MX90C

**A-395310R11** Hub, Front Wheel (6 Bolt) 15.20 Lbs.  
Hub uses WBKIH2 wheel bearing kit.



**A-WB916** Wheel bolt, 9/16-18 X 1.690" 0.15 Lbs.

**A-98A569N** Stud Nut 0.10 Lbs.

**For Models:** 460, 544, 656, (666, 686 ALL NARROW FRONT), 504 UTIL, HYDRO 70, HYDRO 84

**A-48703D** Sleeve, Wheel Wear 0.17 Lbs.



**For Models:** 1026, 1066, 1086, 1206, 1256, 1456, 1466, 1468, 1486, 1566, 1568, 1586, 21026, 2656, 2706, 2756, 2826, 2856, 3088, 3288, 3688, 5088, 5288, 544, 5488, 560, 656, 666, 686, 706, 756, 766, 786, 806, 826, 856, 886, 966, 986, HYDRO 100, HYDRO 186, HYDRO 3488, HYDRO 70, HYDRO 86, (COTTON PICKER: 1822, 1844, 2022, 2044, 782)

**A-A57336** Hub, 6 Bolt 22.92 Lbs.  
**Replaces:** Casting # 57332



**A-WB916** Wheel Bolt, 9/16-18 X 1.690" 0.15 Lbs.

**For Models:** 1030, 1070, 1175, 1896, 2090, 2094, 2096, 2290, 2294, 480B, 480CK, 730, 770, 830, 870, 930, 970

**A-A51157** Hub, 8 Bolt 33.60 Lbs.  
**Replaces:** A39144



**A-WBKCA2** Wheel Bearing Kit 2.46 Lbs.

**A-WB58** Wheel Bolt, 5/8" - 18 x 2.062" (10/Pk) 0.22 Lbs.

**For Models:** 1070, 1175, 1270, 2090, 2094, 2290, 2294, 580CK, 770, 870, 970, (380B, 480A, 580A, 580B ALL INDUSTRIAL (TRACTOR COLOR: YELLOW W/ RED TRIM)), (1896, 2096 ALL W/STD WHEEL BASE)

AGCO  
ALLIS  
CHALMERS  
DEUTZ  
MASSEY  
FERGUSON  
WHITE/  
OLIVER

CNH  
CASE-IH

FORD / NEW  
HOLLAND  
FIAT

BELARUS  
BOBCAT

JCB  
JOHN  
DEERE

KUBOTA  
LANDINI

LEYLAND  
LONG

McCORMICK  
OTHER

RENAULT  
SAME

VALTRA  
VERSATILE

YANMAR  
ZETOR

SCHWARTZ  
SPEECO

\*\*\* Truck icon indicates the item is shipped via truck freight.\*\*\*

# Front Axle/Steering Parts

Parts are not original equipment parts and are not sponsored, affiliated, or otherwise connected with any major brand.

**A-A66759** Hub, 8 Bolt 32.50 Lbs.  
*Replaces:* A63799



AGCO  
 ALLIS  
 CHALMERS

**A-WBKCA3** Wheel Bearing Kit 2.46 Lbs.

**A-WB58** Wheel Bolt, 5/8" - 18 x 2.062" (10/Pk) 0.22 Lbs.

MASSEY  
 FERGUSON

Bolts sold in lots of 10, priced per bolt.  
*For Models:* 1270, 1370, 1570, 1896, 2096, 2290, 2390, 2394, 2590, 2594, 584, 586, 590, 2090 LATE SN

WHITE/  
 OLIVER

**A-49118DA** Seal, Felt 0.01 Lbs.



*For Models:* 100, 130, 140 W/CAST WHEELS, 200, 230, A, A1, (AV, AV1 ALL W/FIXED OR ADJ. FRONT), B, C, SUPER A

CNH  
 CASE-IH

**A-K907400** Bolt, Front Wheel 0.18 Lbs.



**Dim/Info:**  
 1/2UNC x 1  
 sold in multiples of 10

FORD / NEW  
 HOLLAND

*For Models:* 1190, 1194, 1210, 1290, 1294, 1390, 1394, 380CK, 770, 780, 880, 885, 885N, 990, 995, 996

FIAT

**A-K600875** Bolt, Front Wheel (10/Pk) 0.21 Lbs.



**Dim/Info:**  
 1/2" UNC X 1 7/8"  
 sold in multiples of 10

BELARUS

*For Models:* 1200, 1210, 1212, 1410, 1412, 1490, 1494, 1594, 1690, 1694

BOBCAT

**A-SD58A** Stud Bolt, 5/8" X 2" (10/ Pack) 0.22 Lbs.



**Dim/Info:**  
 sold in multiples of 10

JCB

*For Models:* FITS SEVERAL MODELS

JOHN  
 DEERE

**A-57095D** Rim, Front Wheel (Adjustable) 10.00 Lbs.



**Dim/Info:**  
 3.00" X 15.00" 3 Lug

KUBOTA

LANDINI

LEYLAND

*For Models:* A, B, C, SUPER A, SUPER A1, SUPER C, 100, 130, 140, 200, 230

LONG

McCORMICK

OTHER

RENAULT

SAME

VALTRA

VERSATILE

YANMAR

ZETOR

SCHWARTZ  
 SPEECO

\*\*\* Truck icon indicates the item is shipped via truck freight. \*\*\*

# Front Axle/Steering Parts

## Wheel Bearing Kits

Part Number	Inner Cone	Inner Cup	Outer Cone	Outer Cup	Seal	Sleeve	Application
A-WBKI1	A-651818R91 A-LM67048	A-651817R1 A-LM67010	A-651815R91 A-LM11949	A-651814R1 A-LM11910	A-372440R91	A-49117D**	F-504, 140, 200, 230, 240, 2404, 2424, 2444, 2504, 330, 340, 404, 444
A-WBKI2	A-618023R1 A-LM48548	A-618024R1 A-LM48510	A-371882R91 A-M12649	A-371883R1 A-M12610	A-48539DA	A-48548D**	I-544, 2606, 460, 504, 544, 606, 656
A-WBKI3	A-G15215 A-LM603049	A-619387R1 A-LM603011	A-618023R91 A-LM48548	A-618024R1 A-LM48510	A-370254R91	A-48703D**	1026, 1066, 1086, 1206, 1256, 1456, 1466, 1468, 1486, 1566, 1568, 1586, 21026, 2656, 2706, 2756, 2826, 2856, 3088, 3288, 3688, 5088, 5288, 544, 5488, 560, 656, 666, 686, 706, 756, 766, 786, 806, 826, 856, 886, 966, 986, HYDRO 100, HYDRO 186, HYDRO 3488, HYDRO 70, HYDRO 86, 1822, 1844, 2022, 2044, 782
A-WBKI4	A-ST2049 A-14138A	A-ST974 A-14274	A-13321DA A-1779	A-13417D A-1729	A-48539DA	A-48548D**	H, HV, M, MD, SUPER H, SUPER HV, W4, 300, 350, 330 UTILITY
A-WBKI5	A-3043869R91 A-LM48548	A-618024R1 A-LM48510	A-392675R91 A-1988	A-392676R1 A-1922	A-48539DA	**	B414, 2300A, 354, 364, 384, B275 EARLY SN MODELS
A-WBKI6	A-618023R91 A-LM48548	A-618024R1 A-LM48510	A-371882R91 A-M12649	A-371883R1 A-M12610	A-530104R91	A-406295R1**	2400A, 2500A, 380B, 385, 395, 454, 484, 485, 495, 574, 584, 585, 595, 595XL, 674, 685, 685XL, 695, 695XL, 784
A-WBKI7	A-651818R91 A-LM67048	A-651817R1 A-LM67010	A-651815R91 A-LM11949	A-651814R1 A-LM11910	A-530103R91	A-406293R1**	2400A, 454, 574, 584, 674
A-WBKI8	A-536053R91 A-L68149	A-536054R1 A-L68111	A-536056R91 A-LM12749	A-536057R1 A-LM12711	A-530103R91	A-406293R1**	454, 464, (2400A, 484 ALL STANDARD DUTY UTIL.), 574 STR AXLE
A-WBKI9	A-400987C91 A-LM102949	A-400988C1 A-LM102910	A-536053R91 A-L68149	A-536054R1 A-L68111	A-370254R91	A-67328C1**	574, 584, 585, 595, 595XL, 674, 684, 685, 685XL, 695, 695XL, 784, 884, 885, 885XL, 895, 895XL, HYDRO 84 HYDRO
A-WBKI10	A-54631H A-15118	A-54630H A-15250	A-49117D A-09074	A-43440D A-09196	A-55453D	**	A, A1, B, C, SUPER A, 100, 130, 200, 230, 140 W/CAST WHEELS, (AV, AV1 ALL W/FIXED OR ADJ. FRONT)
A-WBKI11	A-350771R1 A-15580B	A-350772R1 A-15520B	A-350774R1 A-17580	A-350775R1 A-17520	A-350768R1	A-351076R1**	CUB, CUB LO-BOY
A-WBKCA1	A-618023R1 A-LM48548	A-618024R1 A-LM48510	A-651815R91 A-LM11949	A-651814R1 A-LM11910	A-G13053	**	200, 300, 430, 470, 500B, 530, 570, 600B
A-WBKCA2	A-A29063 A-25580	A-A29062 A-25520	A-A29465 A-25877	A-A27631 A-25820	A-A57250	**	1030, 1070, 1175, 1896, 2090, 2094, 2096, 2290, 2294, 730, 770, 830, 870, 930, 970, (380B, 480A, 580A, 580B ALL INDUSTRIAL (TRACTOR COLOR: YELLOW W/ RED TRIM))
A-WBKCA3	A-G15215 A-LM603049	A-G15214 A-LM603011	A-A61447 A-JLM506849	A-A61446 A-JLM506810	A-A61448	A-A61449**	1270, 1370, 1570, 1896, 2096, 2290, 2390, 2394, 2590, 2594, 584, 586, 590, 2090 LATE SN
A-WBKCA4	A-A29063 A-25580	A-A29062 A-25520	A-A29465 A-25877	A-A27631 A-25820	A27139	**	1030, 1070, 1175, 1896, 2090, 2094, 2096, 2290, 2294, 730, 770, 830, 870, 930, 970
A-WBKCA5	A-5429N A-13685	A-5428N A-13621	A-A30321 A-09081	A-A30318 A-09195	A-G13800	**	300, 300B, 400B, 500B, 600B, 630
A-WBKCA6	A-A29063 A-25580	A-B17220 A-25522	A-201380C91 A-19150ZZ	A-19283X	A-A27130	**	1412Q, 1412SK, 1690, (1210SD, 1212SD ALL HIGH CLEARANCE), 1200 SELECTOMATIC, (1210SK, 1212SK ALL STD CLEARANCE), (1210, 1210Q, 1212, 1212Q, 1594 ALL STD CLEARANCE, HIGH CLEARANCE), 1494 STD CLEARANCE, LOW CLEARANCE, HIGH CLEARANCE, 1490 STD CLEARANCE, LOW PROFILE SPECIAL, (990Q, 990SK, 995Q, 995SK, 996Q, 996SK ALL 58-80" TREAD)
A-WBKCA7	A-1277607C1 A-LM29749	A-1277608C1 A-LM29710	A-618023R91 A-LM48548	A-618024R1 A-LM48510	A-K623450	**	880, 880B, 885, 885Q, 885SK, 990, 990A, 990B, 990Q, 990SK, 995, 995Q, 995SK, 996, 996Q, 996SK, 1190, 1194, 1290, 1294, 1390, 1394
A-WBKCA8	A-G57445 LM67048	A-G57444 LM67010	A-G10815 LM11949	A-G10814 LM11910	K623450	**	(770, 780 ALL 2WD W/ Manual Steering)

Parts are not original equipment parts and are not sponsored, affiliated, or otherwise connected with any major brand.

- AGCO
- ALLIS CHALMERS
- DEUTZ
- MASSEY FERGUSON
- WHITE/OLIVER
- CNH
- CASE-IH
- FORD / NEW HOLLAND
- FIAT
- BELARUS
- BOBCAT
- JCB
- JOHN DEERE
- KUBOTA
- LANDINI
- LEYLAND
- LONG
- McCORMICK
- OTHER
- RENAULT
- SAME
- VALTRA
- VERSATILE
- YANMAR
- ZETOR
- SCHWARTZ
- SPEECO

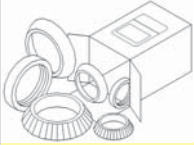
\*\* Sleeves are not included in this wheel bearing kit.

# Front Axle/Steering Parts

Parts are not original equipment parts and are not sponsored, affiliated, or otherwise connected with any major brand.

- AGCO
- ALLIS CHALMERS
- DEUTZ
- MASSEY FERGUSON
- WHITE/OLIVER
- CNH
- CASE-IH
- FORD / NEW HOLLAND
- FIAT
- BELARUS
- BOBCAT
- JCB
- JOHN DEERE
- KUBOTA
- LANDINI
- LEYLAND
- LONG
- McCORMICK
- OTHER
- RENAULT
- SAME
- VALTRA
- VERSATILE
- YANMAR
- ZETOR
- SCHWARTZ SPEECO

**A-B93222** Wheel Bearing Kit 3.00 Lbs.  
 Kit Contains: (1) A61449 Seal, (1) A61448 Seal, (1) A61447 Inner Cone, (1) A61446 Inner Cup, (1) G15215 Outer Cone & (1) G15214 Outer Cup.  
*Replaces:* 228218A1, D103157



*Dim/Info:*  
 Services A66759 Hub

*For Models:* 480C, 480D, 480E, 480ELL, 480F, 480FLL, 480LL, 570LXT, 570LXT Series 2, 580D, 580K, 580L, 580L Series 2, 580SD, 580SK, 580SL, 580SL Series 2, 584C, 584D, 584E, 585C, 585D, 585E, 586C, 586D, 586E, 590 Turbo, 590SL, 590SL Series 2

**A-B93176** Wheel Bearing Kit (Skid Steer) 1.70 Lbs.  
 Kit Contains: (2) 399934C1 Bearing Cups, (2) 399933C1 Bearing Cones & (2) D53767 Oil Seals, Enough To Service 1 Wheel.



*For Models:* (SKID STEER LOADER: 1530B, 1700 SERIES, 1830, 1835, 1835B, 1835C, 1838, 1840)

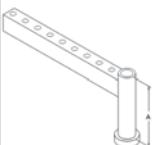
**A-287902** Bearing Cone 0.61 Lbs.  
*Replaces:* 83961748, 80287902, 70929742, H364463C91, BU64441, LF829104, 364463C91, D63653



*For Models:* 40XT, 60XT, 70XT, 75XT, 85XT, 410, 420, 430, 435, 440, 1845, 1845B, 1845C, 1845S

**A-66695C91** Knee w/ Bushings (LH) 35.50 Lbs.  
*Replaces:* 405707R12

**A-66696C91** Knee w/ Bushings (RH) 35.48 Lbs.  
*Replaces:* 405708R12

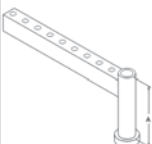


*Dim/Info:*  
 A - 9.250"  
 Top to thrust brg.

*For Models:* (454, 464, 484 ALL SWEEP BACK AXLE)

**A-66701C91** Knee w/ Bushings (LH) 35.00 Lbs.  
*Replaces:* 405712R12

**A-66702C91** Knee w/ Bushings (RH) 35.00 Lbs.  
*Replaces:* 405713R12

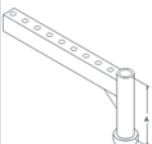


*Dim/Info:*  
 A - 9.500"  
 Top to thrust brg.

*For Models:* 484, (2500A, 385, 395, 485, 495, 574, 584, 585, 595, 685, 695, 885, 895, 995 ALL W/ SWEEP BACK AXLES)

**A-3116436R91** Knee w/ Bushings (LH) 37.14 Lbs.

**A-3116437R91** Knee w/ Bushings (RH) 37.10 Lbs.



*Dim/Info:*  
 A - 12.750"  
 Top to thrust brg.

*For Models:* HYDRO 84 HYDRO, W/STRAIGHT AXLES, (684, 685, 695, 784, 884, 885, 895 ALL W/STRAIGHT AXLES)

**A-3121268R91** Knee Extension (RH) 22.00 Lbs.

**A-3121267R91** Knee Extension (LH) 22.00 Lbs.  
 Used w/ 3121270R91 spindle




*Dim/Info:*  
 A - 5.625"

*For Models:* H84, 584, 585, 595, 684, 685, 695, 784, 884, 885, 895

**A-3121257R91** Knee Extension (RH) 24.00 Lbs.  
 Used w/ 3121261R91 spindle.

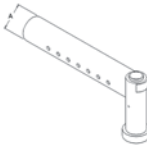
**A-3121256R91** Knee Extension (LH) 24.00 Lbs.  
 used w/ 3121261R91 spindle



*Dim/Info:*  
 A - 8.500"

*For Models:* H84, 585, 595, 684, 685, 695, 784, 884, 885, 895

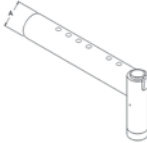
**A-379641R91** Knee, w/ Bushings 34.00 Lbs.



*Dim/Info:*  
 A - 3.250"

*For Models:* (2504, 2544, 2606, 2656, 504, 544, 606, 656, 664 ALL UTILITIES)

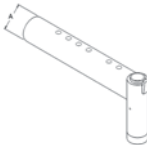
**A-370689R21** Knee, w/ Bushings 34.00 Lbs.



*Dim/Info:*  
 A - 3.875"

*For Models:* 1206, 1256, 460, 544, 560, 660, 666, 686, 706, 806, 756, 856, HYDRO 70

**A-531260R92** Knee, w/ Bushings 34.00 Lbs.




*Dim/Info:*  
 A - 4.375"

*For Models:* HYDRO 100, HYDRO 186, 766, 786, 886, 966, 986, 1066, 1086, 1466, 1468, 1486, 1566, 1586, 3088, 3288, 3488, 3688, (5088, 5288, 5488 ALL W/ ROUND CENTER CASTING)

**A-528852R2** Knee w/ Bushings (LH) 32.62 Lbs.

**A-528853R2** Knee w/ bushings (RH) 32.74 Lbs.



*Dim/Info:*  
 A - 4.375"

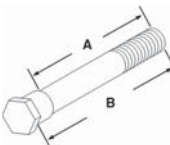
*For Models:* 1456

**A-427546** Jam Nut, Spindle 0.50 Lbs.  
 Fits all 1.667" IH spindles w/ 1.375" threaded shaft.



*For Models:* FITS SEVERAL MODELS

**A-405584R2** Axle Bolt 1.80 Lbs.  
 Bolt for front axle knee extension.



*Dim/Info:*  
 A - 4.00"  
 B - 4.750"  
 .750" - 16 UNF RH Thrd.

*For Models:* 385, 454, 474, 475, 484, 485, 485XL, 574, 584, 585, 585XL, 674

\*\*\* Truck icon indicates the item is shipped via truck freight. \*\*\*

# Front Axle/Steering Parts

Parts are not original equipment parts and are not sponsored, affiliated, or otherwise connected with any major brand.

**A-405576R1** Nut, Front Axle 0.11 Lbs.



**Dim/Info:**  
.750" - 16 UNF RH Thrd.  
sold in multiples of 5

**For Models:** 238, 2400A, 248, 2500A, 258, 268, 288, 3210, 3220, 3230, 385 S/N 1591->, 395, 4210, 4220, 4230, 4240, 454, 474, 475, 484, 485 S/N 1591->, 495, 574, 584, 585 S/N 1591->, 595, 674, 684, 685, 695, 784, 785, 795, 884, 885, 895, 995, C100, C50, C60, C70, C80, C90, CX100, CX50, CX60, CX70, CX80, CX90, HYDRO 84

**A-539128R1** Shaft, Front Axle Pivot 11.40 Lbs.



**Dim/Info:**  
13.250" Long

**For Models:** H84, 2400, 2500A, 380B, 385, 395, 454, 464, 484, 485, 574, 584, 585, 595, 674, 684, 685, 695, 784, 884, 885, 895

**A-405570R1** Pivot Bushing, Axle 0.20 Lbs.



**Dim/Info:**  
1.880" Long  
2.019" I.D.

**For Models:** 2400, 380B, 385, 395, 454, 484, 485, 495, 574, 584, 585, 595, 674, 684, 685, 695, 784, 884, 885, 895

**A-1342525C2** Pivot Pin Bearing 0.28 Lbs.



**For Models:** (395, 485, 495, 585, 595 ALL W/ APL325 4WD Front Axle), (685, 695, 743, 745, 745S, 785, 795, 844, 844S, 845, 856, 885, 895, 985, 995 ALL W/ APL330 4WD Front Axle)

**A-1342711C1** Universal Joint 1.00 Lbs.



**Dim/Info:**  
1.064" Cap Size  
2.750" Cap to Cap

**For Models:** (395, 495 ALL W/ ZF MFWD Axle), 595 W/ APL325 MFWD Axle, 685 Greased through U-J Carrier into cap, 695 W/ APL330 MFWD Axle, (743, 745, 745S, 785, 795, 844, 844S, 845, 856 ALL Greased through U-J Carrier into cap), (885, 895 ALL W/ APL330 MFWD Axle), (985, 995 ALL Greased through U-J Carrier into cap)

**A-81428C1** Pin, Hub 1.23 Lbs.



**For Models:** (395, 485, 495, 585, 595 ALL W/ 4wd APL325 Front Axle), (485, 585, 595, 685, 695, 743, 745, 745S, 785, 795, 844, 844S, 845, 856, 885, 895, 985, 995 ALL W/ 4wd APL330 Front Axle)

**A-86014002** Bushing, Spindle (MFWD) 0.30 Lbs.




**Replaces:** 235628A1

**Dim/Info:**  
2.135" O.D.  
2.019" I.D.  
1.88" Long

**For Models:** 7210, 7220, 7230, 7240, 7250, 8910, 8920, 8930, 8940, 8950, MX180, MX200, MX210, MX215, MX220, MX230, MX240, MX245, MX255, MX270, MX275, MX285, MX305

**A-1961770C1** Gear, Sun; MFWD Planetary Drive 6.40 Lbs.



**Replaces:** 1277374C1

**Dim/Info:**  
16 Teeth  
35 Teeth

**For Models:** (TRACTOR: (5088, 5288, 5488, 7110, 7120, 7130, 7140, 7150, 7210, 7220, 7230, 7240, 7250 ALL MFWD))

**A-1349038C1** Planetary Gear (MFWD) 3.06 Lbs.

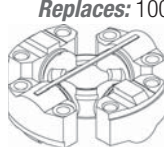


**Replaces:** 1288370C2

**Dim/Info:**  
25 Teeth

**For Models:** (7110, 7120, 7130, 7140, 7150 ALL W/ MFWD)

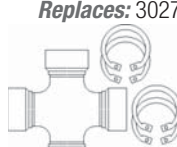
**A-93326C1** Spider Assembly, Front Axle (MFWD) 4.35 Lbs.



**Replaces:** 100503A1

**For Models:** 7110, 7120, 7130, 7140, 7150, 7210, 7220, 7230, 7240, 7250, 8910, 8920, 8930, 8940, 8950

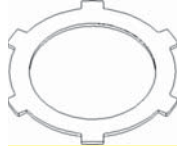
**A-247298A1** Kit, Cross & Bearing 2.60 Lbs.



**Replaces:** 302764A1

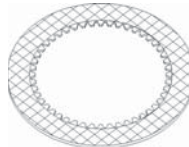
**For Models:** 8910, 8920, 8930, 8940, 8950, MX180, MX200, MX220, MX240, MX270

**A-128114A1** Disc, Plate Separator 0.30 Lbs.



**For Models:** (7210, 7220, 7230, 7240, 7250, 8910, 8920, 8930, 8940, 8950 ALL MFWD Clutch)

**A-1997907C1** Plate, Friction 0.15 Lbs.



**For Models:** (7210, 7220, 7230, 7240, 7250, 8910, 8920, 8930, 8940, 8950, MAGNUM 215, MAGNUM 245, MAGNUM 255, MAGNUM 275, MAGNUM 305, MAGNUM 335, MX180, MX200, MX210, MX220, MX230, MX240, MX255, MX270, MX285 ALL MFWD Clutch)


**A-250728A1** Gear, Sun; MFWD Planetary Drive 6.05 Lbs.



**Dim/Info:**  
16 Teeth  
35 Teeth

**For Models:** 8910, 8920, 8930, 8940, 8950

**A-1964245C1** Bearing, MFWD Differential 1.88 Lbs.



**Replaces:** 1963855C1, 3146579R92, 3142408R91, 787709R91

**For Models:** C60, C50, C100, CX50, CX60, CX70, CX80, CX90, CX100, MX80C, MX90C, MX100C, (395, 495, 595, 695 ALL Carraro), 744, 844, 844S, 895 Carraro, 995, 2120, 2130, 2140, 2150, 3220, 4210, 4230, 4240

AGCO  
ALLIS  
CHALMERS  
DEUTZ  
MASSEY  
FERGUSON  
WHITE/  
OLIVER

CNH  
CASE-IH

FORD / NEW  
HOLLAND  
FIAT

BELARUS

BOBCAT

JCB

JOHN  
DEERE

KUBOTA

LANDINI

LEYLAND

LONG

McCORMICK

OTHER

RENAULT

SAME

VALTRA

VERSATILE

YANMAR

ZETOR

SCHWARTZ  
SPEECO

\*\*\* Truck icon indicates the item is shipped via truck freight.\*\*\*

# Front Axle/Steering Parts

Parts are not original equipment parts and are not sponsored, affiliated, or otherwise connected with any major brand.

**A-3230265R1** Gear, Sun 0.44 Lbs.  
APL 1351



**Dim/Info:**  
Number of Teeth: 18

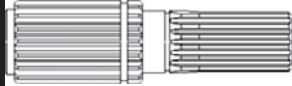
**For Models:** (258, 268, 278, 584 ALL 4WD), 585 4WD, SN: < 18001, 644, 684 4WD, 685 4WD, SN: < 18001, 744, (784, 785 ALL 4WD), 844, 844S, 884 4WD, SN: < 3083, 885 4WD, SN: < 18001, HYDRO 84 4WD

**A-81434C1** Ring Gear, Planetary (ZF-4WD) 8.80 Lbs.



**For Models:** (485, 585, 595, 685, 695, 743, 745, 745S, 785, 795, 844, 844S, 845, 856, 885, 895, 985, 995 ALL W/ APL330)

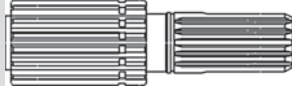
**A-81435C1** Shaft, Sun Gear (ZF-4WD) 1.25 Lbs.



**Dim/Info:**  
4.67" Long  
18 Teeth  
18 Teeth

**For Models:** (485, 585, 595, 685, 695, 743, 745, 745S, 785, 795, 844, 844S, 845, 856, 885, 895, 985, 995 ALL W/ APL330)

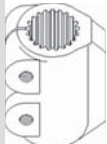
**A-81320C1** Shaft, Sun Gear (ZF-4WD) 1.35 Lbs.



**Dim/Info:**  
4.57" Long  
18 Teeth  
21 Teeth

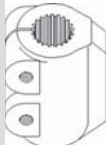
**For Models:** (685, 695, 743, 745, 745S, 785, 795, 844, 844S, 845, 856, 885, 895, 985, 995 ALL W/ APL335)

**A-90030C2** Coupling, 4WD Transfer Gearbox, 24 Spline, APL335 2.80 Lbs.



**For Models:** 238, 248, 258, 268, 385, 395, 485, 495, 495XL, 585 P.I.N. : 18001 >, 595, 685, 685XL, 695, 695XL, 743, 745S, 785, 785XL, 795, 795XL, 844S, 844XL, 845, 845XL, 885, 885XL, 895, 895XL, 956

**A-90031C2** Coupling, 4WD Transfer Gearbox, 21 Spline, APL330 2.90 Lbs.




**For Models:** 238, 248, 258, 268, 385, 395, 485, 495, 495XL, 585 P.I.N.: 18001 >, 595, 685, 685XL, 695, 695XL, 743, 745S, 785, 785XL, 795, 795XL, 844S, 844XL, 845, 845XL, 885, 885XL, 895, 895XL

**A-3216599R91** Axle Shaft, Short 3.91 Lbs.  
ZF Axle



**For Models:** 585 W/ 4WD - APL1351, SINGLE JOINT SHAFT, 644 W/ 4WD - APL1351, (685, 743 ALL W/ 4WD - APL1351, SINGLE JOINT SHAFT), (744, 745 ALL W/ 4WD - APL1351), (745, 785, 856, 884, 885 ALL W/ 4WD - APL1351, SINGLE JOINT SHAFT)

**A-3230278R1** Shaft, Axle (RH) (APL351 MFWD Axle) 10.50 Lbs.



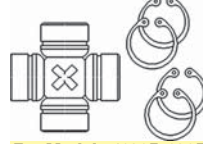
**For Models:** 644, 744, 844, 844S

**A-3230277R1\*** Cross & Bearing Kit 1.20 Lbs.



**For Models:** (258, 268, 278, 584, 585, 644, 684, 685, 744, 784, 785, 844, 844S, 884, 885, HYDRO 84 ALL 4WD)

**A-9968059** Universal Joint 1.00 Lbs.  
**Replaces:** CAR40825, 144465A1



**For Models:** (480F, 480FLL ALL Carraro 710 # 126809), 5120, 5130, 5140, 5220, 5230, 5240, 5250, 570LXT, 570MXT, 580SK, 580G, 580K, 580L, 580L SERIES 2, 580M, 580SL, 580SM, 584E, 585E, 585G, 586E, 586G, 588G, 590, 590SM, 760, 860, (MX100, MX110, MX120, MX135, MX80C, MX90C ALL W/ Carraro 20:19 Axle)

**A-5194198\*** Cross & Bearing Kit 0.70 Lbs.  
**Replaces:** 100546A1, 1537634C1, 324210A1, CAR40872



**For Models:** (2120, 2130, 2140, 2150, 3220, 3230, 395, 4210, 4230, 4240, 495, 584E, 585E, 586E, 595, 660, 695, 895, 995, C100, C50, C60, C70, C80, C90, CX100, CX50, CX60, CX70, CX80, CX90, JX1070N, JX1075N, JX1095N, MX100C, MX80C, MX90C ALL W/ MFWD)

**A-83930383\*** Cross & Bearing Kit 1.00 Lbs.  
**Dim/Info:**  
27 MM X 75 MM



**For Models:** (1294, 1394, 1494, 1594 ALL W/ Carraro AE1-169 4WD Front Axle)

**A-CAR96861\*** Cross & Bearing Kit 1.53 Lbs.  
**Replaces:** K956872, K956951, 96861, 133700421017, K260189



**For Models:** 1390 MFWD, 1394 MFWD SN <11503001, 1594 MFWD SN <11221501, 1690 MFWD, 580D, 580F, 580G, 580SD, 580SE, 584D, 584E, 585D, 585E, 586D, 586E

**A-85807283\*** Cross & Bearing Kit 1.00 Lbs.  
**Replaces:** 247543A1, 337260A1



**For Models:** MX100, MX100C, MX110, MX120, MX135, MX80C, MX90C

**A-253073A1\*** Cross & Bearing Kit 1.40 Lbs.



**For Models:** (MX100, MX110, MX120, MX135, MX150, MX170 ALL W/ MFWD)

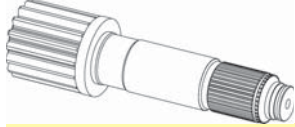
\*\*\* Truck icon indicates the item is shipped via truck freight. \*\*\*



# Front Axle/Steering Parts

Parts are not original equipment parts and are not sponsored, affiliated, or otherwise connected with any major brand.

**A-302198A2** Gear, Front Axle Planetary Sun (MFWD) 5.55 Lbs.



**For Models:** MX180, MX200, MX210, MX215, MX220, MX230, MX245, MX275

**A-302958A1\*** Bushing, MFWD Front Axle Drive Shaft 0.65 Lbs.



**Dim/Info:**  
1.561" I.D.  
2.376" O.D.  
.88" Wide

**For Models:** MAGNUM 215, MAGNUM 245, MAGNUM 255, MAGNUM 275, MAGNUM 305, MX180, MX200, MX210, MX215, MX220, MX230, MX240, MX245, MX255, MX270, MX275, MX285, MX305

**A-302956A1\*** Seal, MFWD Front Axle Drive Shaft 0.05 Lbs.



**For Models:** MAGNUM 215, MAGNUM 245, MAGNUM 255, MAGNUM 275, MAGNUM 305, MX180, MX200, MX210, MX215, MX220, MX230, MX240, MX245, MX255, MX270, MX275, MX285, MX305

**A-302957A1\*** Seal, MFWD Front Axle Drive Shaft 0.05 Lbs.



**For Models:** MAGNUM 215, MAGNUM 245, MAGNUM 255, MAGNUM 275, MAGNUM 305, MX180, MX200, MX210, MX215, MX220, MX230, MX240, MX245, MX255, MX270, MX275, MX285, MX305

**A-378409A1** Cap, Kingpin (MFWD) 3.25 Lbs.

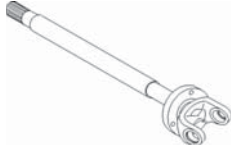
**Replaces:** 294040A1



**Dim/Info:**  
2 Used

**For Models:** MX180, MX200, MX210, MX215, MX220, MX230, MX245, MX275, MX305

**A-250732A1** Shaft, Axle (LH); MFWD 17.00 Lbs.



**For Models:** 8910, 8920, 8930, 8940, 8950

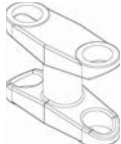
**A-250733A1** Shaft, Axle (RH); MFWD 20.85 Lbs.



**For Models:** 8910, 8920, 8930, 8940, 8950

**A-231020A2** Yoke, Center Front Axle 6.00 Lbs.

**Replaces:** 231020A1



**For Models:** 8910, 8920, 8930, 8940, 8950, MX180, MX200, MX220, MX240, MX270

**A-231021A2** Yoke, Outer Front Axle 3.75 Lbs.

**Replaces:** 231021A1



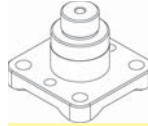
**For Models:** 8910, 8920, 8930, 8940, 8950, MX180, MX200, MX220, MX240, MX270

**A-231022A1** Hub, MFWD Front Wheel 49.55 Lbs.



**For Models:** 8910, 8920, 8930, 8940, 8950

**A-231014A1** Cap, Kingpin (MFWD) 3.40 Lbs.



**For Models:** 8910, 8920, 8930, 8940, 8950

**A-D103626\*** Kit, Kingpin 8.24 Lbs.

Kit Contains: (1) D123865 Kingpin, (1) D57486 Lock Pin, (2) D72371 Spacers, (2) A28230 Needle Bearings, (2) 10021237 Snap Rings, (1) D72372 Thrust Washer, (1) A27602 Thrust Bearing, (2) 2385139 O-Rings, (1) D61297 Seal & (2) 21989 Grease Fittings.



**For Models:** 570LXT, 570LXT Series 2, 570MXT, 580K, 580L, 580L Series 2, 580M, 580SK, 580SL, 580SL Series 2, 580SM, 590 Turbo, 590SL, 590SL Series 2, 590SM

**A-358958R2** Bushing, Upright Spindle 0.21 Lbs.

For use w/ A-71785HD & OEM spindle.

**Replaces:** 376099R1



**Dim/Info:**  
Fits 1.667" Dia. Spindles  
sold in multiples of 2

**For Models:** H, HV, SUPER MTA, SUPER H, SUPER HV, SUPER M, 1026, 1066, 1086, 1206, 1256, 1456, 1466, 1468, 1486, 1566, 1568, 1586, 21026, 2656, 2706, 2756, 2826, 2856, 300, 3088, 3288, 350, 3688, 385, 395, 400, 454, 460, 484, 485, 495, 5088, 5288, 544, 5488, 560, 574, 584, 585, 595, 595XL, 656, 666, 684, 685, 685XL, 686, 695, 695XL, 706, 756, 766, 784, 786, 806, 826, 856, 884, 885, 885XL, 886, 895, 895XL, 966, 986

**A-1259518C1** Bushing, Spindle 0.34 Lbs.



**Dim/Info:**  
2" Long  
2.505" I.D.

**For Models:** (1800, 1844, 2022, 2044, 2055, 2155, 2555 ALL Adj. Axle W/O Guide Power), (5088, 5288, 5488 ALL 2 WD W/ Adj. High Capacity Front Axle), (7110, 7120, 7130, 7140, 7150, 7210, 7220, 7230, 7240, 7250, 8910, 8920, 8930, 8940, 8950 ALL 2WD), CPX420 Adj. Axle W/O Guide Power, (MX100, MX110, MX120, MX135, MX150, MX170, MX180, MX200, MX210, MX220, MX230, MXM120, MXM130, MXM140, MXM155, MXM175, MXM190 ALL 2WD)

AGCO  
ALLIS  
CHALMERS  
DEUTZ  
MASSEY  
FERGUSON  
WHITE/  
OLIVER

CNH  
CASE-IH

FORD / NEW  
HOLLAND  
FIAT

BELARUS

BOBCAT

JCB

JOHN  
DEERE

KUBOTA

LANDINI

LEYLAND

LONG

McCORMICK

OTHER

RENAULT

SAME

VALTRA

VERSATILE

YANMAR





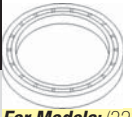

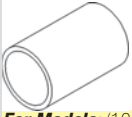
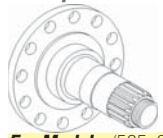
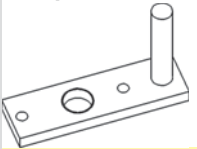




ZETOR

SCHWARTZ  
SPEECO

\*\*\* Truck icon indicates the item is shipped via truck freight.\*\*\*

# Front Axle/Steering Parts

Parts are not original equipment parts and are not sponsored, affiliated, or otherwise connected with any major brand.

	<b>A-K965266</b> Bushing, Front Axle (MFWD) 1.00 Lbs.	<b>A-E3NN4635AA</b> Universal Joint 1.02 Lbs.
AGCO		
ALLIS CHALMERS	<b>For Models:</b> (3210, 3220, 3230, 395, 4210, 4220, 4230, 4240, 495, 595, 695, 795, 895, 990, 995, 996, C100, C50, C60, C70, C80, C90, CX100, CX50, CX60,	<b>Dim/Info:</b> 34 mm 34 mm
DEUTZ	<b>For Models:</b> (1290, 1294, 1390, 1394, 1490, 1494, 1594, 1690 ALL W/ Carraro CAR709 Front Axle)	<b>For Models:</b> 644, 744, 844, 844S
MASSEY FERGUSON	<b>A-K965265</b> Bushing, Front Axle (MFWD) 1.25 Lbs.	<b>A-K965331</b> Universal Joint 1.14 Lbs. <b>Replaces:</b> 3230277R1, 137700420834, 1967554C1, 96867, 135700421011
WHITE/OLIVER		
CNH	<b>For Models:</b> (1290, 1294, 1390, 1394, 1494, 1594, 1690, 3210, 3220, 3230, 395, 4210, 4220, 4230, 4240, 495, 595, 695, 795, 895, 990, 995, 996, C100, C50, C60, C70, C80, C90, CX100, CX50, CX60, CX70, CX80, CX90, MX100C, MX80C, MX90C ALL W/ Carraro CAR707 Front Axle)	<b>Dim/Info:</b> 1.064" Dia. 3.227" Width
CASE-IH	<b>A-1966169C1</b> Bearing Set, MFD Hub Planetary 1.85 Lbs.	<b>For Models:</b> (1290, 1390, 1490 ALL W/ CAR709 CARRARO AXLES), (585, 644, 685, 743, 744, 745, 745S, 785, 844, 844S, 856, 885 ALL W/ APL1351 ZF AXLES)
FORD / NEW HOLLAND		<b>A-3230954R1</b> Hub Carrier (LH) ZF Axle 23.55 Lbs.
FIAT	<b>For Models:</b> (3210, 3220, 3230 ALL W/ CAR707 Front Axle), 395 W/ APL325 Or CAR707 Front Axle, (4210, 4220, 4230, 4240 ALL W/ CAR707 Front Axle), 485 W/ APL325 Or APL330 Front Axle, 495 W/ APL325 Or CAR707 Front Axle, 585 W/ APL325 Or APL330 Front Axle, 595 W/ APL325, APL330 Or CAR707 Front Axle, 595 W/ CAR707 Front Axle, 685 W/ APL330 Or APL335 Front Axle, 695 W/ CAR707, APL330 Or APL335 Front Axle, (743, 745, 745S, 785 ALL W/ APL330 Or APL335 Front Axle), 795 W/ CAR707, APL330 Or APL335 Front Axle, (844, 84	<b>A-3230955R1</b> Hub Carrier (RH) ZF AXLE 23.86 Lbs.
BELARUS	<b>A-3057051R1</b> Bushing, King Pin 0.04 Lbs. <b>Replaces:</b> 3405571R1, 3405570R1	
BOBCAT		<b>For Models:</b> (585, 644, 685, 743, 744, 745, 745S, 785, 844, 844S, 856, 885 ALL W/ APL135 FWD AXLE)
JCB	<b>For Models:</b> (1046, 1056, 1246, 440, 523, 540, 640, 644, 724, 724, 740, 743, 744, 745, 745S, 844, 844S, 845, 856, 946, 955, 956 ALL W/ 2WD Front Axle)	<b>A-3232082R91</b> Shaft, Hub Carrier 7.12 Lbs. <b>Replaces:</b> 1502272C1
JOHN DEERE	<b>A-405580R21</b> Cylinder Plate, Power Steering 4.08 Lbs. <b>Replaces:</b> 405580R11	
KUBOTA	<b>For Models:</b> (585, 644, 685, 743, 744, 745, 745S, 785, 844, 844S, 856, 885 ALL W/ APL1351 FWD AXLE)	<b>A-3216588R1</b> Pin, Hub ZF Axle 0.93 Lbs.
LANDINI		
LEYLAND	<b>For Models:</b> (248, 3210, 3220, 3230, 385, 395, 4210, 4220, 4230, 4240, 454, 474, 475, 484, 485, 495, 574, 584, 585, 595, 674, 684, 685, 695, 784, 785, 795, 884, 885, 895, 995, C100, C50, C60, C70, C80, C90, CX100, CX50, CX60, CX70, CX80, CX90, MX100C, MX80C, MX90C)	<b>For Models:</b> (585, 644, 685, 743, 744, 745, 745S, 785, 844, 844S, 856, 885 ALL W/ APL1351 FWD AXLE)
LONG	<b>A-K965215*</b> Cross & Bearing Kit 1.45 Lbs. <b>Replaces:</b> 89524C1, 89653C1, 1390421051, 501203185	<b>A-3230261R1</b> Gear, Planet APL 1351 1.00 Lbs.
McCORMICK		<b>Dim/Info:</b> Number of Teeth: 26
OTHER	<b>For Models:</b> (533, 633, 733, 833 ALL W/ APL1251 MFWD Axle), (585, 685, 885 ALL W/ MFWD SN <18001), (990, 996 ALL W/ MK4 4WD SN 11070001->), (1290, 1390, 1490 ALL W/ MFWD)	<b>For Models:</b> (585, 644, 685, 743, 744, 745, 745S, 785, 844, 844S, 856, 885 ALL W/ APL1351 FWD AXLE)
RENAULT	<b>For Models:</b> (585, 644, 685, 743, 744, 745, 745S, 785, 844, 844S, 856, 885 ALL W/ APL1351 FWD AXLE)	<b>A-3216588R1</b> Pin, Hub ZF Axle 0.93 Lbs.
SAME	<b>For Models:</b> (585, 644, 685, 743, 744, 745, 745S, 785, 844, 844S, 856, 885 ALL W/ APL1351 FWD AXLE)	
VALTRA	<b>For Models:</b> (585, 644, 685, 743, 744, 745, 745S, 785, 844, 844S, 856, 885 ALL W/ APL1351 FWD AXLE)	<b>For Models:</b> (584 4WD, 585 4WD, SN: < 18001, 644, 684 4WD, 685 4WD, SN: < 18001, 744, 784 4WD, 844, 844S, 884 4WD, 885 4WD, SN: < 18001, (HYDRO 84, 258, 268 ALL 4WD))
VERSATILE	<b>For Models:</b> (585, 644, 685, 743, 744, 745, 745S, 785, 844, 844S, 856, 885 ALL W/ APL1351 FWD AXLE)	<b>A-81319C1</b> Ring Gear, Planetary 9.40 Lbs.
YANMAR	<b>For Models:</b> (585, 644, 685, 743, 744, 745, 745S, 785, 844, 844S, 856, 885 ALL W/ APL1351 FWD AXLE)	
ZETOR	<b>For Models:</b> (585, 644, 685, 743, 744, 745, 745S, 785, 844, 844S, 856, 885 ALL W/ APL1351 FWD AXLE)	<b>For Models:</b> (685, 695, 743, 745, 745S, 785, 795, 844, 844S, 845, 856, 885, 895, 985, 995 ALL W/ APL335 4WD Front Axle)
SCHWARTZ	<b>For Models:</b> (685, 695, 743, 745, 745S, 785, 795, 844, 844S, 845, 856, 885, 895, 985, 995 ALL W/ APL335 4WD Front Axle)	<b>For Models:</b> (685, 695, 743, 745, 745S, 785, 795, 844, 844S, 845, 856, 885, 895, 985, 995 ALL W/ APL335 4WD Front Axle)
SPEECO	<b>For Models:</b> (685, 695, 743, 745, 745S, 785, 795, 844, 844S, 845, 856, 885, 895, 985, 995 ALL W/ APL335 4WD Front Axle)	<b>For Models:</b> (685, 695, 743, 745, 745S, 785, 795, 844, 844S, 845, 856, 885, 895, 985, 995 ALL W/ APL335 4WD Front Axle)

\*\*\* Truck icon indicates the item is shipped via truck freight. \*\*\*

# Front Axle/Steering Parts

Parts are not original equipment parts and are not sponsored, affiliated, or otherwise connected with any major brand.

**A-81325C1** Gear, Planetary Pinion 1.47 Lbs.



**Dim/Info:**  
46 Teeth  
1.458" Thick

**For Models:** (485, 585, 595 ALL W/ APL330 4WD Front Axle), (685, 695, 743, 745, 745S, 785, 795, 844, 844S, 845, 856, 885, 895, 985, 995 ALL W/ APL330 Or APL335 4WD Front Axle)

**A-81455C1** Gear, Differential Pinion 1.07 Lbs.



**Dim/Info:**  
46 Teeth  
1.062" Thick

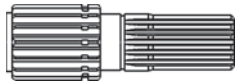
**For Models:** (385, 395, 485, 495, 585, 595 ALL W/ APL325 4WD Front Axle)

**A-81452C1** Gear, Differential 7.52 Lbs.



**For Models:** (395, 485, 495, 585, 595 ALL W/ APL325 4WD FRONT AXLE)

**A-81453C1** Shaft, Differential Hub 1.08 Lbs.



**Dim/Info:**  
4.19" Long  
18 Teeth  
18 Teeth

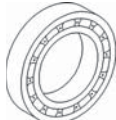
**For Models:** (395, 485, 495, 585, 595 ALL W/ APL325 4WD FRONT AXLE)

**A-81327C1** Angle Ring, Differential 0.03 Lbs.



**For Models:** (395, 485, 495, 585, 595 ALL W/ APL325 4WD FRONT AXLE)

**A-81326C1** Bearing, Differential Pinion 0.38 Lbs.



**For Models:** (395, 485, 495, 585, 595 ALL W/ APL325 4WD FRONT AXLE)

**A-VFE1077** O-Ring, Pivot Pin 0.02 Lbs.



**Dim/Info:**  
sold in multiples of 2

**For Models:** 395 W/ APL325 Front Axle, 485 W/ APL325 Or APL330 Front Axle, 495 W/ APL325 Front Axle, (585, 595 ALL W/ APL325 Or APL330 Front Axle), (685, 695, 743, 745, 745S, 785, 795, 844, 844S, 845, 856, 885, 895, 985, 995 ALL W/ APL330 Front Axle)

**A-3147244R1** O-Ring; 2 Per/Package 0.10 Lbs.  
**Replaces:** 83933891, 81927373



**Dim/Info:**  
sold in multiples of 2

**For Models:** (585, 685, 785, 885 ALL W/ APL1351 FWD AXLE)

**A-3147243R1** Oil Seal; 4 Per / Package 0.10 Lbs.  
**Replaces:** ZP1927373



**Dim/Info:**  
sold in multiples of 4

**For Models:** (585, 685, 785, 885 ALL W/ APL1351 FWD AXLE)

**A-81313C1** Gasket, Hub Cover 0.02 Lbs.



**Dim/Info:**  
sold in multiples of 2

**For Models:** (395, 485, 495, 585, 595 ALL w/ APL325), (485, 585, 595, 685, 695, 743, 785, 795, 844, 845, 856, 885, 895, 985, 995 ALL w/ APL330), (685, 695, 743, 745, 785, 795, 844, 844S, 885, 895, 985, 995 ALL w/ APL335)

**A-1964235C1** Seal, Inner Hub 0.54 Lbs.



**For Models:** 395, 485, 495, 585, 595, 685, 695, 743, 745, 745S, 785, 795, 844, 844S, 845, 856, 885, 895, 985, 995

**A-81411C2** Seal, Half Shaft 0.08 Lbs.



**For Models:** (395, 485, 495, 585, 595, 685, 695, 743, 745, 745S, 785, 795, 844, 844S, 845, 856, 885, 895, 985, 995 ALL w/ ZF Axles)

**A-81410C2** Bushing, Half Shaft 0.12 Lbs.



**Dim/Info:**  
1.457" I.D.  
1.638" O.D.  
1.024" Wide

**For Models:** (395, 485, 495, 585, 595, 685, 695, 743, 745, 745S, 785, 795, 844, 844S, 845, 856, 885, 895, 985, 995 ALL w/ ZF Axles)

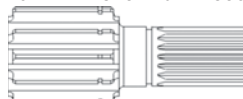
**A-81429C1** Bushing, Half Shaft 0.15 Lbs.



**Dim/Info:**  
1.462" I.D.  
1.616" O.D.  
1.26" Wide

**For Models:** (395, 485, 495, 585, 595, 685, 695, 743, 745, 745S, 785, 795, 844, 844S, 845, 856, 885, 895, 985, 995 ALL w/ ZF Axles)

**A-81683C1** Shaft, Planetary Pinion 2.00 Lbs.  
For ZF APL345 And APL350 Front Axles



**Dim/Info:**  
Z: 18/22  
ZF# 44723531551

**For Models:** (1056, 956 ALL W/ APL345 Front Axle)

**A-1964236C1** Oil Seal 0.10 Lbs.



**For Models:** (1056, 956 ALL W/ APL345 4WD Axles)

**A-185106C1** Bearing, Thrust Spindle 0.58 Lbs.



**For Models:** 1026, 1066, 1086, 1206, 1256, 1456, 1466, 1468, 1486, 1566, 1568, 1586, 21026, 2656, 2706, 2756, 2826, 2856, 300, 3088, 3288, 350, 3688, 385, 395, 400, 450 W/OEM WIDE FRONT, 454, 460, 484, 485, 495, 504 UTIL, 5088, 5288, 544, 5488, 560, 574, 584, 585, 595, 656, 666, 674 W/STRAIGHT AXLE, 684, 685, 686, 695, 706, 756, 766, 784, 786, 806, 826, 856, 884, 885, 886, 895, 966, 986, H, HV, HYDRO 100, HYDRO 186, HYDRO 3488, HYDRO 70, HYDRO 84, HYDRO 86, M LATE, SUPER MTA, SUPER H, SUPER HV, SUPER M, 2400

AGCO  
ALLIS  
CHALMERS  
DEUTZ  
MASSEY  
FERGUSON  
WHITE/  
OLIVER

CNH  
CASE-IH

FORD / NEW  
HOLLAND  
FIAT

BELARUS  
BOBCAT  
JCB

JOHN  
DEERE  
KUBOTA

LANDINI  
LEYLAND  
LONG

MCCORMICK  
OTHER

RENAULT  
SAME

VALTRA  
VERSATILE



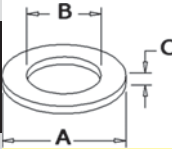

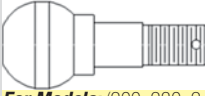



YANMAR  
ZETOR

SCHWARTZ  
SPEECO

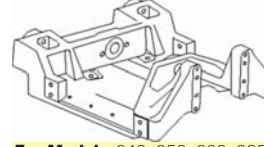
\*\*\* Truck icon indicates the item is shipped via truck freight.\*\*\*

# Front Axle/Steering Parts

Parts are not original equipment parts and are not sponsored, affiliated, or otherwise connected with any major brand.

AGCO ALLIS CHALMERS DEUTZ MASSEY FERGUSON WHITE/ OLIVER	<b>A-3057058R91</b>	Bearing, King Pin Thrust	0.18 Lbs.	
	<b>For Models:</b> (1046, 1055, 1056, 1246, 440, 540, 640, 644, 654, 724, 740, 743, 744, 745S, 824, 844, 844S, 856, 946, 955, 956 ALL W/ Adjustable & Standard 2WD Front Axle), (353, 383, 423, 624 ALL W/ Adjustable 2WD Front Axle)			
	<b>A-3068049R91</b>	Bearing, Thrust	0.30 Lbs.	
	<b>For Models:</b> B275, B276, B434, 2300A, 3220, 3230, 354, 380B, 385, 395, 4210, 4230, 4240, 434, 444, 454, 464, 474, 485, 495, 574, 585, 595, 595XL, 685, 685XL, 695, 695XL, 885, 885XL, 895, 895XL, 995			
	<b>A-369857R1</b>	Washer, Spindle	0.05 Lbs.	
CNH CASE-IH			<b>Dim/Info:</b> 1.500" O.D. .795" I.D. .125" Thick	
FORD / NEW HOLLAND FIAT	<b>For Models:</b> 385, 404, 444, 454, 460, 484, 485, 504, 5088, 5288, 544, 5488, 574, 584, 585, 606, 656, 664, 666, 674, 684, 686, 784, 884, 424, HYDRO 70, HYDRO 86			
	<b>A-50259D</b>	Washer, Felt	0.02 Lbs.	
			<b>Dim/Info:</b> sold in multiples of 10	
	<b>For Models:</b> 238, 275, 276, 354, 374, 384, B414, 434, 444			
BELARUS BOBCAT JCB JOHN DEERE KUBOTA LANDINI LEYLAND LONG McCORMICK OTHER RENAULT SAME VALTRA VERSATILE YANMAR ZETOR	<b>A-365453R1</b>	Stay Rod Ball	0.60 Lbs.	
	<b>For Models:</b> (200, 230, 240, 340, 404, 504, 2404, 2504 ALL W/ Adjustable Front Axle), (300, 350 ALL Utility)			
	<b>A-D72372</b>	Washer, Thrust	0.01 Lbs.	
			<b>Dim/Info:</b> 2.012" I.D. 2.730" O.D.	
	<b>For Models:</b> 480C, 480D, 480E, 480ELL, 480F, 480FLL, 480LL, 570LXT, 580SD, 580SE, 580SK, 580SL, 580C, 580D, 580K, 580L, 584D, 584E, 585D, 585E, 586D, 586E, 590SL			
	<b>A-3223861R2</b>	Oil Seal	0.10 Lbs.	
		<b>Replaces:</b> 3223862R1		
	<b>A-360406R1</b>	Rear Saddle	23.86 Lbs.	
	When using this rear saddle on tractor listed under the application, a wide front for 460 thru 1256 can be installed.			
	<b>For Models:</b> M, MD, SUPER MTA, SUPER M, 450, 400 FARMALL			

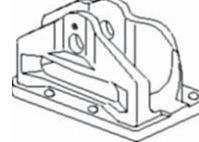
<b>A-3121169R4</b>	Bolster, Front	280.00 Lbs.
Used on all wheel drive, row crop & low profile tractors.		
<b>Replaces:</b> 3121169R1, 3121169R2, 3121169R3		



**Dim/Info:**  
4 Side Mounting Holes

<b>For Models:</b> 248, 258, 268, 385, 484, 485, 584, 684, 685, 784, 785, 884, 885, HYDRO 84		
--	--	--

<b>A-369008R5</b>	Bolster, Front	27.30 Lbs.
-------------------	----------------	------------



<b>For Models:</b> (404, 424, 444, 2404, 2424, 2444 ALL W/ Swept Back Front Axle), 240 International W/ Swept Back Front Axle		
---	--	--

<b>A-383909R4</b>	Bolster Casting	60.00 Lbs.
Used w/ 379941R1 pin for bolster pivot.		



<b>For Models:</b> 1206, 1256, 460, 544, 560, 656, 660, 666, 686, 706, 756, 806, 826, 856, HYDRO 70		
---	--	--

<b>A-368604R11</b>	Pin, Bolster Pivot	1.55 Lbs.
--------------------	--------------------	-----------



**Dim/Info:**  
4.60" Long  
1.244 Dia.

<b>For Models:</b> 200, 230, 240, 2404, 2424, 330, 340, 404, 424		
--	--	--

<b>A-379941R1</b>	Pin, Bolster Pivot	3.00 Lbs.
-------------------	--------------------	-----------



**Dim/Info:**  
1.232" Dia.  
8.500" Long

<b>For Models:</b> 1026, 1206, 1256, 460, 544, 560, 656, 660, 666, 686, 706, 756, 806, 826, 856, HYDRO 70		
---	--	--

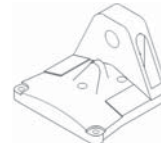
<b>A-251105R1</b>	Pin, Pivot Pin Retaining	0.15 Lbs.
Used w/ 379941R1 pivot pin & 383909R4 bolster.		



**Dim/Info:**  
3/8" x 4 7/8"

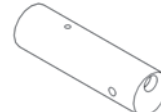
<b>For Models:</b> 1206, 1256, 460, 544, 560, 656, 660, 666, 686, 706, 756, 806, 826, 856, HYDRO 70		
---	--	--

<b>A-531263R1</b>	Bolster Casting	68.00 Lbs.
Used w/ 531240R1 bolster pin.		



<b>For Models:</b> HYDRO 100, HYDRO 186, 766, 786, 886, 966, 986, 1066, 1086, 1466, 1468, 1486, 1566, 1568, 1586		
--	--	--

<b>A-531240R1</b>	Pin, Axle Pivot Front	6.00 Lbs.
-------------------	-----------------------	-----------



**Dim/Info:**  
2.000" Dia.  
6.937" Long

<b>For Models:</b> HYDRO 100, 766, 966, 1066, 1466, 1468, 1566, 1568, 5088 SN <-6932, 5288 SN <-4725, 5488 SN <-2754, 66 SERIES W/ BLOCK TYPE P.S. CYL. END(LATE W/AXLE PIVOT BALL, NOT PIN), 86 SERIES W/ AXLE PIVOT BALL, NOT PIN)		
--	--	--

\*\*\* Truck icon indicates the item is shipped via truck freight. \*\*\*

# Front Axle/Steering Parts

Parts are not original equipment parts and are not sponsored, affiliated, or otherwise connected with any major brand.

**A-531242R1** Bushing, Axle Pivot 0.18 Lbs.



**Dim/Info:**  
2.006" I.D., 2.125" O.D.  
1.49" Long

**For Models:** HYDRO 186, HYDRO 100, 786, 886, 966, 986, 1066, 1086, 1466, 1486, 1566, 1586, 3088, 3288, 3488, 3688, 5088, 5288, 5488, 66 SERIES W/ BLOCK TYPE P.S. CYL. END(LATE W/AXLE PIVOT BALL, NOT PIN), 86 SERIES W/ AXLE PIVOT BALL, NOT PIN), 88 SERIES EARLY W/ AXLE PIVOT BALL, NOT PIN)

**A-39-5698** Pin, Pivot Pin Retaining 0.20 Lbs.  
Used w/ 531240R1 pivot pin & 531263R1 bolster.

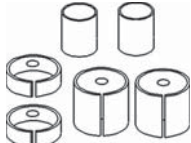


**Dim/Info:**  
3/8" x 6 1/8"

sold in multiples of 3

**For Models:** 1066, 1086, 1466, 1468, 1486, 1566, 1568, 1586, 766, 786, 886, 966, 986, HYDRO 100, HYDRO 186

**A-FABKIT01** Bushing Kit, Front Axle 0.70 Lbs.



**Dim/Info:**  
(2)1536870C1 Cylinder Mounting Bushings, (2)379748R2 Center Arm Bushings, (2)405570R1 Pivot Bushings

**For Models:** CX100, CX70, CX80, CX90, C100, C70, C80, C90, 3210, 3220, 385, 395, 4220, 4230, 4240, 454, 474, 475, 484, 485, 495, 574, 584, 585, 595, 674, 684, 685, 695, 784, 785, 795, 884, 885, 895, 995

**A-144216C1** Pin, Axle Pivot Front 6.00 Lbs.



**Dim/Info:**  
7.000" Long  
1.998" Dia.

**For Models:** HYDRO 186, 786, 886, 986, 1086, 1486, 1586, 3088, 3288, 3688, 3688HC, 5088, 5288, 5488

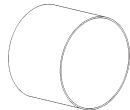
**A-120732C2** Rear Pin, Axle Pivot 1.14 Lbs.



**Dim/Info:**  
3.540" Long  
1.248" Dia.

**For Models:** HYDRO 186, 786, 886, 986, 1086, 1486, 1586, 3088, 3288, 3488, 3688, 3688HC, 5088, 5288, 5488, 1822, 1822-44, 1844

**A-482669R1** Bushing, Pivot Pin Rear 0.09 Lbs.



**Dim/Info:**  
1.256" I.D., 1.377" O.D.,  
1.06" Long

**For Models:** HYDRO 186, 786, 886, 986, 1086, 1486, 3088, 3288, 3488, 3688, 5088, 5288, 5488, 1822-44, 1844, 2022-44

**A-196294A2** Bushing, Pivot Pin 3.00 Lbs.



**Dim/Info:**  
2.558" O.D.  
1.977" I.D.  
1.970" Long

**For Models:** (8910, 8920 ALL 2WD Or MFWD)

**A-1259511C2** Pin, HD Square Front Axle Pivot 6.75 Lbs.



**Dim/Info:**  
7.80" Long  
1.999 O.D.

**For Models:** 5088, 5288, 5488

**A-1259512C2** Pin, HD Square Axle Rear Pivot 1.29 Lbs.  
Heavy Duty Front Axle



**Dim/Info:**  
3.94" Long  
1.248" O.D.

**For Models:** 5088, 5288, 5488

**A-1280557C1** Bushing, Pivot Front 0.75 Lbs.  
Heavy Duty Front Axle



**Dim/Info:**  
2.505" O.D.  
2.008" I.D.  
1.500" Long

**For Models:** 5088, 5288, 5488

**A-1280558C2** Bushing, Pivot Rear 0.10 Lbs.  
Heavy Duty Front Axle



**Dim/Info:**  
1.500" O.D.  
1.255" I.D.  
1.250" Long

**For Models:** 5088, 5288, 5488

**A-1280599C1** Seal, Rear Pivot 0.01 Lbs.



**For Models:** 5088, 5288, 5488

**A-1280600C1** Seal, Front Pivot 0.10 Lbs.



**For Models:** 5088, 5288, 5488

**A-86505064** Gear, Planetary Ring; MFWD 26.85 Lbs.  
**Replaces:** 1277250C1, DANA070GT103, 81874764



**For Models:** (TRACTOR: 5088, 5288, 5488, 7110, 7120, 7130, 7140, 7150, 7210, 7220, 7230, 7240, 7250, 8910, 8920, 8930, 8940, 8950)

**A-DANA070HS121** Spacer, Bearing; MFWD Planetary Pinion Gear 0.20 Lbs.

**Replaces:** 1277371C1



**For Models:** 5088, 5288, 5488, 7110, 7120, 7130, 7140, 7150, 7210, 7220, 7230, 7240, 7250, 8910, 8920, 8930, 8940, 8950

**A-1277253C1** Kit, Seal & Bearing, MFD Planetary Axle Yoke Assy. 1.10 Lbs.

**Replaces:** 1277253C91



**For Models:** 5088, 5288, 5488, 7110, 7120, 7130, 7140, 7150, 7210, 7220, 7230, 7240, 7250, 8910, 8920, 8930, 8940, 8950

**A-1968291C1\*** Bearing, Cone; MFWD Differential Mounting 1.49 Lbs.



**For Models:** (TRACTOR: 5088, 5288, 5488, 7110, 7120, 7130, 7140, 7150, 7210, 7220, 7230, 7240, 7250, 8910, 8920, 8930, 8940, 8950, MAGNUM 215, MAGNUM 245, MAGNUM 275, MAGNUM 305, MX180, MX200, MX210, MX215, MX220, MX230, MX240, MX245, MX255, MX270, MX275, MX285, MX305)

AGCO  
ALLIS  
CHALMERS  
DEUTZ  
MASSEY  
FERGUSON  
WHITE/  
OLIVER

CNH  
CASE-IH

FORD / NEW  
HOLLAND  
FIAT

BELARUS

BOBCAT

JCB

JOHN  
DEERE

KUBOTA

LANDINI

LEYLAND

LONG

McCORMICK

OTHER

RENAULT

SAME

VALTRA

VERSATILE

YANMAR

ZETOR

SCHWARTZ  
SPEECO

\*\*\* Truck icon indicates the item is shipped via truck freight.\*\*\*

# Front Axle/Steering Parts

Parts are not original equipment parts and are not sponsored, affiliated, or otherwise connected with any major brand.

**A-510893\*** Bearing, Cone; MFWD Differential Mounting 0.82 Lbs.  
*Replaces:* 1968292C1



AGCO  
 ALLIS  
 CHALMERS  
 DEUTZ  
 MASSEY  
 FERGUSON  
 WHITE/  
 OLIVER

**For Models:** (TRACTOR: 5088, 5288, 5488, 7110, 7120, 7130, 7140, 7150, 7210, 7220, 7230, 7240, 7250, 8910, 8920, 8930, 8940, 8950, MAGNUM 215, MAGNUM 245, MAGNUM 275, MAGNUM 305, MX180, MX200, MX210, MX215, MX220, MX230, MX240, MX245, MX255, MX270, MX275, MX285, MX305)

**A-K207771** Cylinder Assembly, Power Steering 17.10 Lbs.



**For Models:** 1210, 1212, 1410, 1412 SELECTAMATIC, 1490, 1494, 1594, 1690

**A-188842A1** Cylinder Assembly, Power Steering 16.40 Lbs.



**For Models:** 248, 258, 268, 3210, 3220, 3230, 385, 395, 454, 474, 475, 484, 485, 485XL, 495, 574, 584, 585, 585XL, 595, 595XL, 674, 684, 685, 685XL, 695, 695XL, 784, 785, 785XL, 795, 884, 885, 885XL, 895, 895XL, 238, 495XL

**A-63864C93** Power Steering Cylinder 20.84 Lbs.  
 Cylinder includes 71820C91 style tie rod end.



**For Models:** HYDRO 100 SN <12695>, HYDRO 186, 766 SN <17394>, 786, 886, 966 SN <32806>, 986, 1066 SN <58876>, 1086, 1466 SN <30726>, 1486, 1566 SN <13609>, 1568 SN <8021>, 1586, (3088, 3288, 3488, 3688 ALL W/O ALL WHEEL DRIVE), (5088, 5288, 5488 ALL W/ STD. ADJUSTABLE TREAD FRONT AXLE)

**A-533279R94** Power Steering Cylinder 19.14 Lbs.  
 Cylinder includes pin style 533287R2 end.



**For Models:** HYDRO 100 HYDRO, SN <12694, 766 SN <17393, 966 SN <32805, 1066 SN <58875, 1466 SN <30725, 1566 SN <13608, 1568 SN <8020

**A-435663A1** Cylinder, (RH) Steering (MFWD) 14.75 Lbs.  
*Replaces:* 231008A1



**Dim/Info:**  
 9" Stroke

**For Models:** 8910, 8920, 8930, 8940, 8950

**A-435662A1** Cylinder, (LH) Steering (MFWD) 14.50 Lbs.  
*Replaces:* 231007A1



**Dim/Info:**  
 9" Stroke

**For Models:** 8910, 8920, 8930, 8940, 8950

**A-231010A1** Rod, Steering Cylinder (LH) 3.50 Lbs.



**For Models:** 8910, 8920, 8930, 8940, 8950

**A-533287R2** Cylinder End 1.50 Lbs.



**For Models:** 1066, 1468, 1566, 1568, 766, 966, 66 SERIES W/ BLOCK TYPE P.S. CYL. END

CNH  
 CASE-IH

FORD / NEW  
 HOLLAND  
 FIAT

BELARUS  
 BOBCAT  
 JCB  
 JOHN  
 DEERE

KUBOTA

LANDINI

LEYLAND

LONG

McCORMICK

OTHER

RENAULT

SAME

VALTRA

VERSATILE

YANMAR

ZETOR

SCHWARTZ  
 SPEECO

**A-533580R2** Mounting Pin, Power Steering Cylinder 1.25 Lbs.



**Dim/Info:**  
 1.230" O.D.  
 5.67" Long

**For Models:** HYDRO 100, 766, 966, 1066, 1466, 1468, 1566, 1568

**A-223314** Cylinder Pin 2.00 Lbs.  
 To use this part, you must ream center casting hole with a tapered reamer.



**For Models:** 66 SERIES

**A-71787C91** Center Steering Arm 12.75 Lbs.  
*Replaces:* 531235R11



**For Models:** HYDRO 100, HYDRO 186, 766, 786, 966, 986, 1066, 1086, 1466, 1468, 1486, 1566, 1568, 1586, 3088, 3288, 3488, 3688, 5088, 5288, 5488

**A-71788C1** Bushing 0.06 Lbs.



**Dim/Info:**  
 1.133" O.D.  
 1.012" I.D.  
 1.00" Wide

**For Models:** HYDRO 186, HYDRO 100, 766, 786, 886, 966, 986, 1066, 1086, 1466, 1468, 1486, 1566, 1568, 1586, 3688, 3488, 5088, 66 SERIES W/BLOCK TYPE PS CYL END (LATE 66 W/AXLE PIVOT BALL, NOT PIN), 86 SERIES W/ AXLE PIVOT BALL, NOT PIN, 88 SERIES EARLY W/ AXLE PIVOT BALL, NOT PIN

**A-71816C91** Center Axle 127.00 Lbs.



w/ A-223314 cyl pin, the A-71816C91 can replace OEM 71818C91.

**Dim/Info:**  
 Fits 52" to 76" fronts  
 For stay-rod ball type.

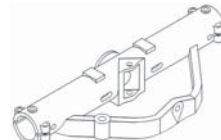


**For Models:** HYDRO 100, HYDRO 186, 786, 886, 966, 986, 1066, 1086, 1466, 1468, 1486, 1566, 1568, 1586

**A-120733C91** Center Axle, Pin Style 124.00 Lbs.



**Dim/Info:**  
 w/ 482669R1 Bushing  
 Used w/ 120732C2 Pin



**For Models:** (HYDRO 186, 786, 886, 986, 1086, 1486, 1586 ALL W/LATE SN), 3088, 3488, 3688, 5088, 5288, 5488, 1822, 1844, 2022, 2044

**A-358976R31** Center Tube Assembly 51.60 Lbs.

**Dim/Info:**  
 4.500" O.D./ 3.92 I.D.  
 42.500" Long



**For Models:** H70, 1026, 1206, 1256, 460, 544, 560, 656, 660, 666, 686, 706, 756, 806, 826, 856

**A-531237R1** Trunion 0.50 Lbs.



**For Models:** HYDRO 186, HYDRO 100, 766, 786, 886, 966, 986, 1066, 1086, 1468, 1486, 1566, 1568, 1586, 3488, 3688, 5088, 66 SERIES W/BLOCK TYPE PS CYL END (LATE 66 W/AXLE PIVOT BALL, NOT PIN), 86 SERIES W/ AXLE PIVOT BALL, NOT PIN, 88 SERIES EARLY W/ AXLE PIVOT BALL, NOT PIN

\*\*\* Truck icon indicates the item is shipped via truck freight. \*\*\*

# Front Axle/Steering Parts

Parts are not original equipment parts and are not sponsored, affiliated, or otherwise connected with any major brand.

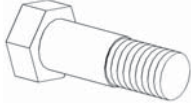
**A-533283R1** Bushing 0.02 Lbs.



**Dim/Info:**  
sold in multiples of 2

**For Models:** HYDRO 100, HYDRO 186, 766, 786, 886, 966, 986, 1066, 1086, 1466, 1468, 1486, 1566, 1568, 1586, 3488, 3688, 5088, 66 SERIES W/BLOCK TYPE PS CYL END (LATE 66 W/AXLE PIVOT BALL, NOT PIN), 86 SERIES W/ AXLE PIVOT BALL, NOT PIN), 88 SERIES EARLY W/ AXLE PIVOT BALL, NOT PIN)

**A-531238R1** Bolt (Special) 0.20 Lbs.



**Dim/Info:**  
5/8" - 18 UNF Thrd.

**For Models:** HYDRO 186, HYDRO 100, 766, 786, 886, 966, 986, 1066, 1086, 1468, 1486, 1566, 1568, 1586, 3488, 3688, 5088, 66 SERIES W/BLOCK TYPE PS CYL END (LATE 66 W/AXLE PIVOT BALL, NOT PIN), 86 SERIES W/ AXLE PIVOT BALL, NOT PIN), 88 SERIES EARLY W/ AXLE PIVOT BALL, NOT PIN)

**A-531239R1** Pivot Pin 2.00 Lbs.



**For Models:** HYDRO 100, HYDRO 186, 766, 786, 886, 966, 986, 1066, 1086, 1466, 1468, 1486, 1566, 1568, 1586, 3488, 3688, 5088, 66 SERIES W/BLOCK TYPE PS CYL END (LATE 66 W/AXLE PIVOT BALL, NOT PIN), 86 SERIES W/ AXLE PIVOT BALL, NOT PIN), 88 SERIES EARLY W/ AXLE PIVOT BALL, NOT PIN)

**A-1259582C4** Steering Cylinder Trunion 0.53 Lbs.



**For Models:** 1800, 1844, 2022, 2044, 2055, 2155, 2555, (5088, 5288, 5488 ALL W/ Adj. High Capacity Front Axle), 7110, 7120, 7130, 7140, 7150, 7210, 7220, 7230, 7240, 7250, 8910, 8920, 8930, 8940, 8950, CPX420, MX100, MX110, MX120, MX135, MX150, MX170, MX180, MX200, MX210, MX220, MX230, MXM120, MXM130, MXM140, MXM155, MXM175, MXM190

**A-A177916** Bushing, Pivot Pin 1.23 Lbs.



**Dim/Info:**  
2.55" O.D.  
1.97" I.D.  
1.97" Long

**For Models:** 1800 Adj. Axle SN JJC133070->, 1896 2WD Or MFWD, (2022, 2055 ALL Adj. Axle), 2096 2WD Or MFWD, (2155, 2555 ALL Adj. Axle), 2555 Adj. Axle & Axle W/ Wheel Drive Motor, 3294 W/ ZF MFWD Axle, (3394, 3594 ALL MFWD), (7110, 7120, 7130, 7140, 7150, 7210, 7220, 7230, 7240, 7250 ALL 2WD), (CPX420, CPX610, CPX620 ALL Adj. Axle & Axle W/ Wheel Drive Motor), (MX100, MX110, MX120, MX135, MX150, MX170 ALL 2WD)

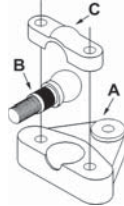
**A-1259581C1** Bushing, Center Steering Arm 0.08 Lbs.



**Dim/Info:**  
1.130" O.D.  
1.006" I.D.  
1.250" Long

**For Models:** (5088, 5288, 5488 ALL W/ Adj. High Capacity Front Axle), 7110, 7120, 7130, 7140, 7150, 7210, 7220, 7230, 7240, 7250, 8910, 8920, 8930, 8940, 8950, MX100, MX110, MX120, MX135

**A-535861R1** Stay Rod Socket (Ref.A) 3.00 Lbs.



**A-65320C3** Ball, Axle Pivot 1.20 Lbs.

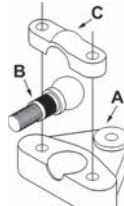


**Dim/Info:**  
.750" - 16 Thread

**A-60763DB** Stay Rod Cap (Ref.C) 1.00 Lbs.

For complete assembly order all 3 pieces.  
**For Models:** 1026, 1206, 1256, 1456, 544, 560, 656, 666, 706, 756, 806, 826, 856, HYDRO 70

**A-533808R1** Stay Rod Socket (Ref.A) 3.00 Lbs.



**A-65320C3** Ball, Axle Pivot 1.20 Lbs.

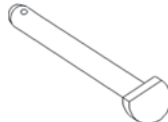


**Dim/Info:**  
.750" - 16 Thread

**A-379953R1** Stay Rod Cap (Ref.C) 1.00 Lbs.

For complete assembly order all 3 pieces.  
**For Models:** 1066, 1086, 1466, 1468, 1486, 1566, 1586, 766, 786, 886, 966, 986

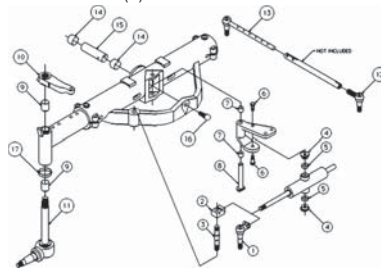
**A-1334694C1** Pivot Pin, Center Steering Arm 2.00 Lbs.



**Dim/Info:**  
7.81" Long  
.994" Dia.

**For Models:** 1800, 2022, 2055, 2155, 2555, 7110, 7120, 7130, 7140, 7150, 7210, 7220, 7230, 7240, 7250, 8910, 8920, 8930, 8940, 8950, CPX420, MX100, MX110, MX120, MX135, MX170, MX180, MX200, MX210, MX220, MX230, MXM120, MXM130, MXM140, MXM155, MXM175, MXM190

**A-50291003** Basic Front Axle Overhaul Kit 3.52 Lbs.  
Kit consist of (2) of listed Reference Parts: 4, 5, 6, 7, and (1) of Ref. 8.



**A-531237R1** Trunion (Ref. 4) 0.50 Lbs.

**A-533283R1** Bushing (Ref. 5) 0.02 Lbs.

**A-531238R1** Bolt (Special) (Ref.6) 0.20 Lbs.

**A-71788C1** Bushing (Ref. 7) 0.06 Lbs.

**A-531239R1** Pivot Pin (Ref. 8) 2.00 Lbs.

**For Models:** 1066, 1086, 1466, 1468, 1486, 1566, 1568, 1586, (3088, 3288, 3488, 3688, 5088, 5288, 5488 ALL Early W/ Round Tube Axle), 66 SERIES, 766, 786, 86 SERIES, 88 SERIES Early W/ Round Tube Axle, 886, 966, 986, HYDRO 100

AGCO  
ALLIS  
CHALMERS  
DEUTZ  
MASSEY  
FERGUSON  
WHITE/  
OLIVER

CNH  
CASE-IH

FORD / NEW  
HOLLAND  
FIAT

BELARUS

BOBCAT

JCB

JOHN  
DEERE

KUBOTA

LANDINI

LEYLAND

LONG

McCORMICK

OTHER

RENAULT

SAME

VALTRA

VERSATILE

YANMAR

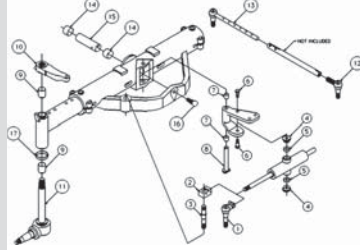
ZETOR

SCHWARTZ  
SPEECO

\*\*\* Truck icon indicates the item is shipped via truck freight.\*\*\*

# Front Axle/Steering Parts

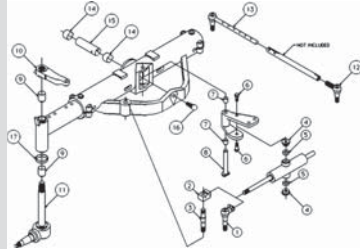
**A-50291004** Complete Front Axle Overhaul Kit 26.88 Lbs.  
Kit consist of (2) of listed Reference Parts: 4, 5, 6, 7, 12, 13, 14, 17, and (1) of 2, 3, 8, 15, & 16.



<b>A-533287R2</b>	Cylinder End (Ref. 2)	1.50 Lbs.
<b>A-223314</b>	Cylinder Pin (Ref. 3)	2.00 Lbs.
To use this part, you must ream center casting hole with a tapered reamer.		
<b>A-531237R1</b>	Trunion (Ref. 4)	0.50 Lbs.
<b>A-533283R1</b>	Bushing (Ref. 5)	0.02 Lbs.
<b>A-531238R1</b>	Bolt (Special) (Ref.6)	0.20 Lbs.
<b>A-71788C1</b>	Bushing (Ref. 7)	0.06 Lbs.
<b>A-531239R1</b>	Pivot Pin (Ref. 8)	2.00 Lbs.
<b>A-384006R92</b>	Tie Rod, Inner (Ref. 12)	1.62 Lbs.
<b>A-359984R93</b>	Tie Rod, Outer (Ref. 13)	3.70 Lbs.
<i>Replaces: 384441R93</i>		
<b>A-531242R1</b>	Bushing, Axle Pivot (Ref. 14)	0.18 Lbs.
<b>A-531240R1</b>	Pin, Axle Pivot Front (Ref. 15)	6.00 Lbs.
<b>A-65320C3</b>	Ball, Axle Pivot (Ref. 16)	1.20 Lbs.
<b>A-185106C1</b>	Bearing, Thrust (Ref. 17)	0.58 Lbs.

**For Models:** (1066, 1466, 1468, 1566, 1568, 66 SERIES, 766, 966, HYDRO 100 ALL W/ BLOCK TYPE P.S. CYL. END)

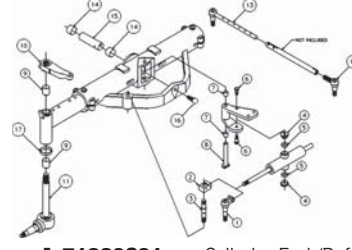
**A-50291005** Major Front Axle Overhaul Kit 86.00 Lbs.  
Kit consist of (2) of listed Reference Parts: 4, 5, 6, 7, 12, 13, 14, 17, and (1) of 2, 3, 8, 10, 11, 15, 16, and 4 of 9.



<b>A-533287R2</b>	Cylinder End (Ref. 2)	1.50 Lbs.
<b>A-223314</b>	Cylinder Pin (Ref. 3)	2.00 Lbs.
To use this part, you must ream center casting hole with a tapered reamer.		
<b>A-531237R1</b>	Trunion (Ref. 4)	0.50 Lbs.
<b>A-533283R1</b>	Bushing (Ref. 5)	0.02 Lbs.
<b>A-531238R1</b>	Bolt (Special) (Ref.6)	0.20 Lbs.
<b>A-71788C1</b>	Bushing (Ref. 7)	0.06 Lbs.
<b>A-531239R1</b>	Pivot Pin (Ref. 8)	2.00 Lbs.
<b>A-358958R1</b>	Bushing, Spindle (Ref. 9)	0.21 Lbs.
<b>A-71785TLS</b>	Taper-Lok Assembly, Set/ 2 (Ref 10 & 11)	55.90 Lbs.
Includes: (2) TAPER-LOK Spindles, w/ (1) LH Strg arm, (1) RH Strg arm, snap ring, nut, & washer.		
<b>A-384006R92</b>	Tie Rod, Inner (Ref. 12)	1.62 Lbs.
<b>A-359984R93</b>	Tie Rod, Outer (Ref. 13)	3.70 Lbs.
<i>Replaces: 384441R93</i>		
<b>A-531242R1</b>	Bushing, Axle Pivot (Ref. 14)	0.18 Lbs.
<b>A-531240R1</b>	Pin, Axle Pivot Front (Ref. 15)	6.00 Lbs.
<b>A-65320C3</b>	Ball, Axle Pivot (Ref. 16)	1.20 Lbs.
<b>A-185106C1</b>	Bearing, Thrust (Ref. 17)	0.58 Lbs.

**For Models:** (1066, 1466, 1566, 66 SERIES, 766, 966, HYDRO 100 ALL W/ BLOCK TYPE P.S. CYL. END)

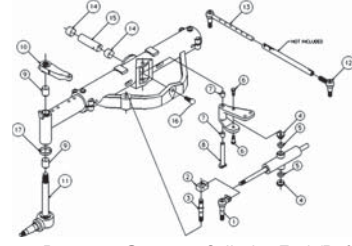
**A-50291006** Complete Front Axle Overhaul Kit 26.38 Lbs.  
Kit consist of (2) of listed Reference Parts: 4, 5, 6, 7, 12, 13, 14, 17, and (1) of 1, 8, 15, 16



<b>A-71820C91</b>	Cylinder End (Ref. 1)	3.00 Lbs.
<b>A-531237R1</b>	Trunion (Ref. 4)	0.50 Lbs.
<b>A-533283R1</b>	Bushing (Ref. 5)	0.02 Lbs.
<b>A-531238R1</b>	Bolt (Special) (Ref.6)	0.20 Lbs.
<b>A-71788C1</b>	Bushing (Ref. 7)	0.06 Lbs.
<b>A-531239R1</b>	Pivot Pin (Ref. 8)	2.00 Lbs.
<b>A-384006R92</b>	Tie Rod, Inner (Ref. 12)	1.62 Lbs.
<b>A-359984R93</b>	Tie rod, outer (Ref. 13)	3.70 Lbs.
<i>Replaces: 384441R93</i>		
<b>A-531242R1</b>	Bushing, Axle Pivot (Ref. 14)	0.18 Lbs.
<b>A-531240R1</b>	Pin, Axle Pivot Front (Ref. 15)	6.00 Lbs.
<b>A-65320C3</b>	Ball, Axle Pivot (Ref. 16)	1.20 Lbs.
<b>A-185106C1</b>	Bearing, Thrust (Ref. 17)	0.58 Lbs.

**For Models:** 1066 LATE W/ AXLE PIVOT BALL, NOT PIN), 1086 W/ AXLE PIVOT BALL, NOT PIN), (1466, 1468 ALL LATE W/ AXLE PIVOT BALL, NOT PIN)), 1486 W/ AXLE PIVOT BALL, NOT PIN), (1566, 1568 ALL LATE W/ AXLE PIVOT BALL, NOT PIN)), (3088, 3288, 3488, 3688, 5088, 5288, 5488 ALL EARLY W/ ROUND TUBE AXLE), (66 SERIES, 766 ALL LATE W/ AXLE PIVOT BALL, NOT PIN)), (786, 86 SERIES ALL W/ AXLE PIVOT BALL, NOT PIN)), 88 SERIES EARLY W/ ROUND TUBE AXLE, 886 W/ AXLE PIVOT BALL, NOT PIN), 966 LATE W/ AXLE PIVOT BALL, NOT PIN

**A-50291007** Major Front Axle Overhaul Kit 84.30 Lbs.  
Kit consist of (2) of listed Reference Parts: 4, 5, 6, 7, 12, 13, 14, 17, and (1) of 1, 8, 10, 11, 15, 16, and (4) of 9



<b>A-71820C91</b>	Cylinder End (Ref. 1)	3.00 Lbs.
<b>A-531237R1</b>	Trunion (Ref. 4)	0.50 Lbs.
<b>A-533283R1</b>	Bushing (Ref. 5)	0.02 Lbs.
<b>A-531238R1</b>	Bolt (Special) (Ref.6)	0.20 Lbs.
<b>A-71788C1</b>	Bushing (Ref. 7)	0.06 Lbs.
<b>A-531239R1</b>	Pivot Pin (Ref. 8)	2.00 Lbs.
<b>A-358958R1</b>	Bushing, Spindle (Ref. 9)	0.21 Lbs.
<b>A-71785TLS</b>	Taper-Lok Assyembly, Set/ 2 (Ref 10 & 11)	55.90 Lbs.
Includes: (2) TAPER-LOK Spindles, w/ (1) LH Strg arm, (1) RH Strg arm, snap ring, nut, & washer.		
<b>A-384006R92</b>	Tie Rod, Inner (Ref. 12)	1.62 Lbs.
<b>A-359984R93</b>	Tie Rod, Outer (Ref. 13)	3.70 Lbs.
<i>Replaces: 384441R93</i>		
<b>A-531242R1</b>	Bushing, Axle Pivot (Ref. 14)	0.18 Lbs.
<b>A-531240R1</b>	Pin, Axle Pivot Front (Ref. 15)	6.00 Lbs.
<b>A-65320C3</b>	Ball, Axle Pivot (Ref. 16)	1.20 Lbs.
<b>A-185106C1</b>	Bearing, Thrust (Ref. 17)	0.58 Lbs.

**For Models:** 66 SERIES LATE W/ AXLE PIVOT BALL, NOT PIN), 86 SERIES W/ AXLE PIVOT BALL, NOT PIN), 88 SERIES EARLY W/ ROUND TUBE AXLE

Parts are not original equipment parts and are not sponsored, affiliated, or otherwise connected with any major brand.

\*\*\* Truck icon indicates the item is shipped via truck freight. \*\*\*



# Front Axle/Steering Parts

Parts are not original equipment parts and are not sponsored, affiliated, or otherwise connected with any major brand.

**A-1000R91** Steering Wheel 5.28 Lbs.



**Dim/Info:**  
17" Dia.  
.687" Dia.  
40 Spline Hub

**For Models:** FITS SEVERAL MODELS

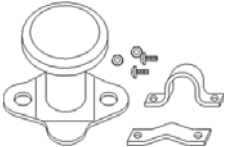
**A-60070D** Steering Wheel 4.18 Lbs.



**Dim/Info:**  
17 5/8" Dia.  
3/4" Keyed Hub

**For Models:** H, M, MD, SUPER C, SUPER H, SUPER M, SUPER MTA, WD6, WD9, W6, W9, 100, 130, 230, 300, 400, SUPER A SN 356001>, C SN 75098>

**A-5A6** Aluminum Steering Wheel Spinner (Polished Aluminum Knob) 0.60 Lbs.



**A-5A612** Spinner Display 8.00 Lbs.

**Dim/Info:**  
12 Weather Proof Aluminum  
Steel Ball Bearing Spinners w/  
Display

**A-5A6BL** Aluminum Steering Wheel Spinner (Plastic Coated Knob/Blk) 0.42 Lbs.

**A-5A6YL** Aluminum Steering Wheel Spinner (Plastic Coated Knob/Ylw) 0.42 Lbs.

**A-5A6G** Aluminum Steering Wheel Spinner (Plastic Coated Knob/Grn) 0.42 Lbs.

**A-5A6BU** Aluminum Steering Wheel Spinner (Plastic Coated Knob/Blu) 0.42 Lbs.

**A-5A6R** Aluminum Steering Wheel Spinner (Plastic Coated Knob/Red) 0.42 Lbs.

**For Models:**

**A-A66039** Support, Front Axle 31.00 Lbs.

**Replaces:** A59612, A62028



**Dim/Info:**  
1.250" Pivot  
Hole Diameter

**For Models:** 1070, 1175, 770, 870, 970

**A-A147407** Support, Front Axle 31.00 Lbs.

**Replaces:** A137287, B147408, A64395, A61352



**Dim/Info:**  
1.500" Pivot  
Hole Dia.

**For Models:** 1090, 1170, 1270, 1370, 1570

**A-A59614** Support, Rear Pivot 27.00 Lbs.



**Dim/Info:**  
1.499" Pilot Hole

**A-A59615** Bushing, Rear Support 0.24 Lbs.

**For Models:** 1070, 1175, 770, 870, 970

**A-A63980** Support, Rear Pivot 28.61 Lbs.



**Dim/Info:**  
1.873" Pilot Hole

**For Models:** 1270, 1370, 1570

**A-A59613\*** Bushing, Front Axle Pivot Support 0.22 Lbs.



**For Models:** 770, 870, 970, 1070, 1175

**A-A61357** Bushing, Rear Support 0.44 Lbs.



**Dim/Info:**  
1.877" O.D.  
1.500" I.D.  
1.500" Width

**For Models:** 1090, 1170, 1270, 1370, 1570

**A-A143996** Pivot Pin, Front Support w/ Snap Ring Groove 4.24 Lbs.



**Dim/Info:**  
7.930" x 1.500"

**For Models:** 1270 SN 8819854->, 1370 1271 SN8819854->, 1570 1272 SN8819854->

**A-A61383** Pivot Pin, Front Support 3.96 Lbs.



**Dim/Info:**  
7.375" x 1.500"

**For Models:** 1090, 1170, (1270, 1370 ALL SN <-8727601)

**A-A143994** Pivot Pin, Rear Support w/ Snap Ring Groove 2.54 Lbs.



**Dim/Info:**  
4.410" x 1.500"

**For Models:** (1270, 1370, 1570 ALL SN 8819854->)

**A-A60568** Pivot Pin, Front Support 2.30 Lbs.



**Dim/Info:**  
5.780" x 1.250"

**For Models:** 1070, 1175, 770, 870, 970

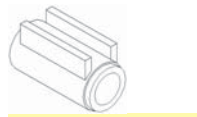
**A-A59628** Pivot Pin, Rear Support 1.28 Lbs.



**Dim/Info:**  
2.810" x 1.250"

**For Models:** 1070, 1175, 770, 870, 970

**A-A38382RE** Weld-on Steel Housing 11.54 Lbs.



**For Models:** 480A, 480B, 580A, 580B

**A-D57486** Lock Pin 0.18 Lbs.



**For Models:** 480D, 580C, 580D, 580K, 584D, 584E, 585D, 585E, 586D, 586E, 480LL SN <-17003108, 590 TURBO, 480E W/ SN 17003108->

AGCO  
ALLIS  
CHALMERS  
DEUTZ  
MASSEY  
FERGUSON  
WHITE/  
OLIVER

CNH  
CASE-IH

FORD / NEW  
HOLLAND  
FIAT

BELARUS

BOBCAT

JCB

JOHN  
DEERE

KUBOTA

LANDINI

LEYLAND

LONG

McCORMICK

OTHER

RENAULT

SAME

VALTRA

VERSATILE

YANMAR

ZETOR

SCHWARTZ  
SPEECO

\*\*\* Truck icon indicates the item is shipped via truck freight.\*\*\*

# Front Axle/Steering Parts

Parts are not original equipment parts and are not sponsored, affiliated, or otherwise connected with any major brand.

**A-K912411** Steering Shaft w/ Nut & Screw 6.00 Lbs.



**Dim/Info:**  
24 1/2" Long

**For Models:** (880, 995, 996 ALL MANUAL STEERING), 990 SELECTAMATIC  
- MANUAL STEERING

AGCO  
ALLIS  
CHALMERS  
DEUTZ  
MASSEY  
FERGUSON  
WHITE/  
OLIVER

**A-6660DA** Retainer, Steering Worm Bearing 0.35 Lbs.



**For Models:** A, AV, B, BN, C, H, HV, M, MD, MDV, MV, SUPER A, SUPER AV, SUPER C,  
SUPER H, SUPER HV, SUPER M, SUPER MTA, 100, 130, 140, 200, 230, 240, 300,  
340, 350, 400, 404, 424, 444, 450, 504, 2404, 2424, 2444, 2504

**A-382230R1** Seal 0.04 Lbs.



**For Models:** (100, 130, 140 ALL Steering Worm Gear Seal)

CNH  
CASE-IH

**A-50038DB** Gear, Steering 3.00 Lbs.



**Dim/Info:**  
32 Teeth

FORD / NEW  
HOLLAND

FIAT

**For Models:** 300, 350, H, HV, SUPER H, SUPER HV

**A-50037DB** Sector, Steering Worm Gear 4.50 Lbs.



**Dim/Info:**  
32 Teeth

BELARUS

BOBCAT

**For Models:** 400, 450, M, SUPER M, SUPER MTA

JCB

JOHN  
DEERE

KUBOTA

LANDINI

LEYLAND

LONG

McCORMICK

OTHER

RENAULT

SAME

VALTRA

VERSATILE

YANMAR

ZETOR

SCHWARTZ  
SPEECO

\*\*\* Truck icon indicates the item is shipped via truck freight. \*\*\*