

# Clutch/Trans/Diff/Rear Axle/PTO

**A-70276965** Brake Band 2.00 Lbs.  
Replaces: 70216775



**For Models:** B, C, CA, IB

**A-70277379** Brake Band 0.90 Lbs.  
This item is sold individually (1 piece/bag). 4 needed per tractor.  
Replaces: 70276940, 70235610, 70277438



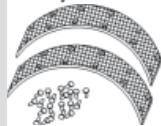
**For Models:** 170, 175, 180, 185, 190, 190XT, 190XTIII, 200 SN <-4000, D17 SN 42001>, D19, D21

**A-72094484** Brake Band 4.00 Lbs.  
Replaces: 72093677, 72094484V



**For Models:** 5045, 5050

**A-70277309** Brake Lining w/ Rivets 0.34 Lbs.  
Ordering Qty. 1 You Will Receive 2 Linings & Rivets, Enough To Service One Brake.  
Replaces: 70230874



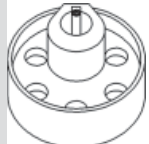
**For Models:** D10, D12, D14, D15

**A-70276950** Brake Shoe Linings w/ Rivets 0.50 Lbs.  
Ordering Qty. 1 You Will Receive 2 Linings & Rivets, Enough To Service One Brake.  
Replaces: 70231633



**For Models:** WD, WD45, D17 SN <42000

**A-70205527** Brake Drum 6.82 Lbs.



**Dim/Info:**  
1.375" Bore  
2.880" Wide  
5.969" Dia.

**For Models:** B, C, CA 1 USED W/FINAL DRIVE CLUTCH, IB

**A-70239542** Brake Drum 11.14 Lbs.



**Dim/Info:**  
1.375" Bore  
4.250" Wide  
7.548" Dia.

**For Models:** D10, D12, D14, D15

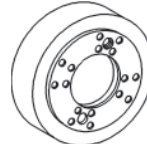
**A-70232585** Brake Drum 12.78 Lbs.



**Dim/Info:**  
1.500" Bore  
2.860" Wide  
7.875" Dia.

**For Models:** WD, WD45

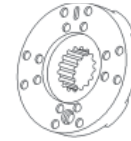
**A-70237418** Brake Drum 6.62 Lbs.



**Dim/Info:**  
1.560" Wide  
7.250" Dia.

**For Models:** 170, 175, 180, 185, D17 SN 42001>

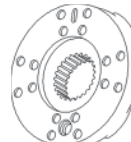
**A-70277326** Brake Plate Assembly w/ Lining 4.10 Lbs.



**Dim/Info:**  
25 Spline  
6.500" Dia.

**For Models:** 175, 180, 185

**A-70277327** Brake Plate Assembly w/ Lining 4.50 Lbs.

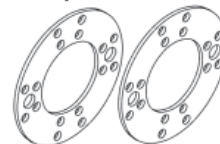


**Dim/Info:**  
20 Spline  
6.500" Dia.

**For Models:** 170, D17 SN 42001>

**A-70276914** Kit - To Reline Actuator & Disc. 0.70 Lbs.

Replaces: 70237421



**Dim/Info:**  
Contents: (2) Non Asbestos Linings & Rivets  
(1) 6 1/2" O.D. X 3 1/2" ctr hole X 3/16" thick  
(1) 5 3/8" O.D. X 2 7/8" ctr hole X 3/16" thick

**For Models:** (D15, D17, 170, 175, 180, 185 ALL USE TO RELINE 70248221 DISC / 70237418 DRUM.)

**A-70235628** Kit - To Reline Actuator & Disc. 0.76 Lbs.

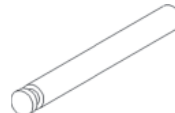
Replaces: 70252562, 70277200



**Dim/Info:**  
Contents: (2) Non Asbestos Linings & Rivets  
6 1/2" O.D. X 3 1/2" ctr hole X 3/16" thick

**For Models:** (190, 190XT, 190XTIII ALL TO RELINE 70235607 DISC.), 200 SN <-4000 TO RELINE 70235607 DISC., D19 TO RELINE 70235607 DISC.

**A-70232801** Pin, Brake Shoe Anchor 0.62 Lbs.



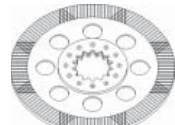
**For Models:** D17 Series III, WD, WD45

**A-70237215** Brake Friction Plate 12.30 Lbs.



**For Models:** 170, 175, 180, 185, D17

**A-3617653M91** Disc, Brake 4.30 Lbs.

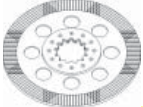


**For Models:** (8775, 8785 ALL J117019>), (9435, 9455 ALL B112026>), 9735, 9745

\*\*\* Truck icon indicates the item is shipped via truck freight. \*\*\*

# Clutch/Trans/Diff/Rear Axle/PTO

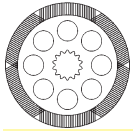
**A-3617652M91** Disc, Brake 4.45 Lbs.



**Dim/Info:**  
13 Teeth

**For Models:** 8775 J117019>

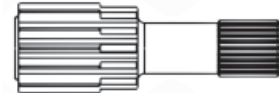
**A-3386897M92** Disc, Brake 6.56 Lbs.  
*Replaces:* 1626989M91



**Dim/Info:**  
14" O.D.  
14 Spline

**For Models:** (9435, 9455 ALL <B112025)

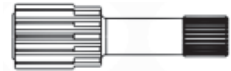
**A-70267113** Sunshaft (LH) 17.46 Lbs.



**Dim/Info:**  
36 / 15 Tooth  
10.970" Long

**For Models:** 7030, 7040, 8030, 7580 RH ON FRONT AXLE W/O NO-SPIN DIFF. LOCK, RH ON REAR AXLE, 4W220 RH ON REAR AXLE

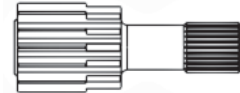
**A-70267115** Sunshaft (RH) 18.66 Lbs.



**Dim/Info:**  
36 / 15 Tooth  
12.370" Long

**For Models:** 7030, 7040, 8030, 7580 LH ON FRONT AXLE W/O NO-SPIN DIFF. LOCK, LH ON REAR AXLE, 4W220 LH ON REAR AXLE

**A-70267121** Sunshaft (LH) 20.06 Lbs.



**Dim/Info:**  
36 / 17 Tooth  
10.500" Long

**For Models:** 7050, 8550 RH ON FRONT AXLE SN<1694, LH ON REAR AXLE SN<1694, 7060 SN<6001

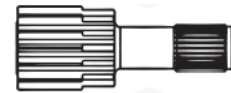
**A-70267123** Sunshaft (RH) 21.20 Lbs.



**Dim/Info:**  
36 / 17 Tooth  
11.870" Long

**For Models:** 7050, 8550 LH ON FRONT AXLE SN<1694, RH ON REAR AXLE SN<1694, 7060 SN<6001

**A-70262183** Sunshaft (LH) 20.10 Lbs.



**Dim/Info:**  
36 / 17 Tooth  
10.720" Long

**For Models:** 7045, 8050, 4W220 RH ON FRONT AXLE, 4W305 RH ON FRONT AXLE, LH ON REAR AXLE, 7060 SN6001>

**A-70262181** Sunshaft (RH) 21.46 Lbs.



**Dim/Info:**  
36 / 17 Tooth  
12.090" Long

**For Models:** 7045, 8050, 4W220 LH ON FRONT AXLE, 4W305 LH ON FRONT AXLE, RH ON REAR AXLE, 7060 SN6001>

**A-70244961** Seal 0.06 Lbs.



**For Models:** D10, D12, D14, D15, WC S/N <74330, WF S/N <1336

**A-70206450** Seal, Rear Axle Oil 0.22 Lbs.



**For Models:** B, B125, C, CA, IB

**A-1864869M1** Shaft, Differential Carrier Pinion 0.76 Lbs.



**For Models:** 8745

**A-1881931M91** Bearing 2.39 Lbs.



**For Models:** 8745, 8765

**A-70246532** Splined Collar, Transmission Mainshaft 1.00 Lbs.



**For Models:** 180, 185, 190XT

**A-70232192** Dust Cover, Gear Shift Lever 0.10 Lbs.  
*Replaces:* 70226863, 70231454, U2762



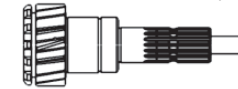
**For Models:** B, CA, D10, D12, D14, D15, IB, WC, (WD, WD45 ALL SN 127007>), WF

**A-70233767** Dust Cover, Gear Shift Lever 0.10 Lbs.



**For Models:** 170, 175, 210, 220, 7000 SN <3585, 7010, 7020, 7030, 7040, 7045, 7050, 7060, 7080, 8010, 8030, 8050, 8070, D17, D19, D21

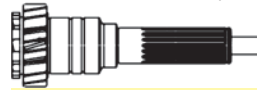
**A-70256571** Input Shaft, Transmission 5.29 Lbs.



**Dim/Info:**  
21 / 19 / 15 Tooth  
8.710" Long

**For Models:** 180, 185, 190XT, 200, 190 SN 9001>

**A-70239530** Input Shaft, Transmission 5.70 Lbs.



**Dim/Info:**  
21 / 20 / 8 Tooth  
9.920" Long

**For Models:** D17, D19, 170, 175

**A-70232532** Gear, 1st & 2nd Mainshaft 3.60 Lbs.



**Dim/Info:**  
34 Tooth  
10 Spline

**For Models:** D17, 170, 175

**A-70256516** Gear, 1st Mainshaft 5.22 Lbs.



**Dim/Info:**  
36 / 15 Tooth

**For Models:** 190, 190XT, 200, 180 SN <10148

**A-70255333** Gear, 2nd Mainshaft 3.70 Lbs.












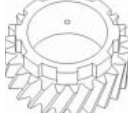
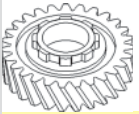







**Dim/Info:**  
29 / 10 Tooth

**For Models:** 175

- AGCO
- ALLIS CHALMERS
- DEUTZ
- MASSEY FERGUSON
- WHITE/OLIVER
- CNH
- CASE-IH
- FORD / NEW HOLLAND
- FIAT
- BELARUS
- BOBCAT
- JCB
- JOHN DEERE
- KUBOTA
- LANDINI
- LEYLAND
- LONG
- MCCORMICK
- OTHER
- RENAULT
- SAME
- VALTRA
- VERSATILE
- YANMAR
- ZETOR

\*\*\* Truck icon indicates the item is shipped via truck freight. \*\*\*

# Clutch/Trans/Diff/Rear Axle/PTO

AGCO ALLIS CHALMERS	<b>A-70232408</b>	Gear, 2nd Mainshaft	3.30 Lbs.	<i>Dim/Info:</i> 35 / 10 Tooth		<b>A-70246543</b>	Gear, 3rd, Transmission Countershaft	2.90 Lbs.	<i>Dim/Info:</i> 23 Tooth 12 Spline	
	<i>For Models:</i> D17, 170					<i>For Models:</i> 200				
DEUTZ MASSEY FERGUSON	<b>A-70246535</b>	Sliding Gear, Transmission Mainshaft	3.22 Lbs.	<i>Dim/Info:</i> 34 Tooth 15 Spline		<b>A-70228296</b>	Gear, Pinion Shaft (1st)	3.65 Lbs.	<i>Dim/Info:</i> 50 Tooth	
	<i>For Models:</i> 180, 185, 190, 190XT, 200					<i>For Models:</i> CA SN 13291>, D10 SN 3501>, D12 SN 3001-9000, D14, D15 SN <17565				
WHITE/ OLIVER	<b>A-70246531</b>	Gear, 2nd	5.20 Lbs.	<i>Dim/Info:</i> 31 / 15 Tooth		<b>A-70234168</b>	Gear, Pinion Shaft (2nd)	2.50 Lbs.	<i>Dim/Info:</i> 41 Tooth	
	<i>For Models:</i> 180, 185, 190, 190XT, 200					<i>For Models:</i> CA SN 13291>, D10, D12, D14, D15				
CNH	<b>A-70232452</b>	Coupling, Gear, 3rd & 4th	0.98 Lbs.	<i>Dim/Info:</i> 8 Spline		<b>A-70225413</b>	Gear, Main Shaft (3rd)	2.05 Lbs.		
	<i>For Models:</i> 170, 175, D17, D19, WD SN 127007->, WD45					<i>For Models:</i> CA, D10, D12, D14, D15				
CASE-IH FORD / NEW HOLLAND	<b>A-70257033</b>	Collar, Gear, 3rd & 4th	0.99 Lbs.	<i>Dim/Info:</i> 15 Outer Teeth 12 Inner Teeth .838 - Width		<b>A-70228294</b>	Gear, Pinion Shaft (4th)	0.70 Lbs.	<i>Dim/Info:</i> 24 Tooth	
	<i>For Models:</i> 190XT, 190XTIII, 200 SN 4001>					<i>For Models:</i> CA SN 13291>, D10, D12, D14, D15				
BELARUS	<b>A-70240940</b>	Gear, 3rd	2.70 Lbs.	<i>Dim/Info:</i> 27 / 8 Tooth		<b>A-70241367</b>	Gear, Reverse Pinion Shaft	1.90 Lbs.	<i>Dim/Info:</i> 30 Tooth	
	<i>For Models:</i> 170, 175, D17 SN 24001-71326 & Series IV, D19 SN <-15151					<i>For Models:</i> CA SN 13291>, D10 SN 7760>, D12 SN 6091>, D14, D15				
BOBCAT	<b>A-70261442</b>	Coupling	1.55 Lbs.	<i>Dim/Info:</i> 15 Spline		<b>A-70232498</b>	Gear, Reverse Idler	0.00 Lbs.	<i>Dim/Info:</i> 21 Tooth	
	<i>Used w/ 70246529 gear</i>					<i>For Models:</i> CA, D10 SN 3501>, D12 SN 3001>, D14 SN 19001>, D15				
JOHN DEERE	<b>A-70246529</b>	Gear, 3rd	3.50 Lbs.	<i>Dim/Info:</i> 27 / 15 Tooth		<b>A-70228295</b>	Coupling, Pinion Shaft	0.75 Lbs.		
	<i>For Models:</i> 180, 185, 190, 190XT, 200					<i>For Models:</i> CA SN 13291>, D10, D12, D14, D15				
KUBOTA	<b>A-70247728 *</b>	Gear, 3rd Countershaft	2.80 Lbs.			<b>A-70226113</b>	Gear, Reverse Idler	3.64 Lbs.	<i>Dim/Info:</i> 24 / 20 Tooth	
	<i>For Models:</i> 170, 175, (190, 190XT, 190XTIII ALL SN <9001), D17 SN 24001>, D19 SN 15151>					<i>For Models:</i> WC, WF, (WD, WD45 ALL SN <127007)				
LANDINI										
LEYLAND										
LONG										
McCORMICK										
OTHER										
RENAULT										
SAME										
VALTRA										
VERSATILE										
YANMAR										
ZETOR										

\*\*\* Truck icon indicates the item is shipped via truck freight. \*\*\*

# Clutch/Trans/Diff/Rear Axle/PTO

**A-70232529** Gear, Reverse 2.29 Lbs.



**Dim/Info:**  
24 Tooth

**For Models:** D17, 180, 185, 190, 190XT, 200, (170, 175 ALL W/O SHUTTLE CLUTCH)

**A-70246545** Gear, Reverse Countershaft 0.85 Lbs.



**For Models:** 180, 185, 190 SN 9001>, 200

**A-70261963** Gear, Reverse w/ Bushing 2.30 Lbs.



**Dim/Info:**  
24 Teeth

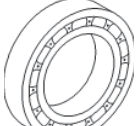
**For Models:** 7000

**A-70230015** Plate, Power Director Clutch 2.10 Lbs.



**For Models:**

**A-391336X1** Bearing 3.14 Lbs.



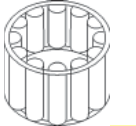
**For Models:** 6265, 6275

**A-1675274M1** Ball Bearing 1.04 Lbs.




**For Models:** 8745, 8765

**A-2700273M1** Bearing 0.10 Lbs.



**For Models:** 8745, 8765

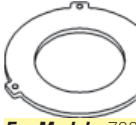
**A-70256524** Driving Plate, PTO Clutch 0.49 Lbs.



**Dim/Info:**  
6.000" O.D.  
3.625" I.D.  
28 Teeth

**For Models:** 7000 3 USED, (7010, 7020, 7030, 7040, 7050, 8010, 8030 ALL 4 USED), (4W220, 7045, 7060, 7080, 7580, 8050, 8070 ALL 5 USED), (180, 185 ALL 6 USED), (4W305, 8550 ALL 7 USED), (190, 190XT, 190XTIII, 200 ALL 8 USED)

**A-70265486** Separator Plate, PTO Clutch 0.47 Lbs.



**Dim/Info:**  
7.000" O.D.  
3.875" I.D.

**For Models:** 7000 3 USED, (7010, 7020, 7030, 7040, 7050, 8010, 8030 ALL 4 USED), (4W220, 7045, 7060, 7080, 7580, 8050, 8070 ALL 5 USED), (180, 185 ALL 6 USED), (4W305, 8550 ALL 7 USED), (190, 190XT, 190XTIII, 200 ALL 8 USED)

**A-70270199** Friction Plate, PTO Brake 0.67 Lbs.

1 Used



**Dim/Info:**  
7.000" O.D.  
4.250" I.D.  
32 Teeth

**For Models:** 4W220, 4W305, 7010, 7020, 7030, 7040, 7045, 7050, 7060, 7080, 7580, 8010, 8030, 8050, 8070, 8550

**A-70044478** Steering Clutch 0.90 Lbs.



**For Models:** HD6

**A-70265487** Spring Washer, PTO Clutch 0.04 Lbs.



**For Models:** 7000 3 USED, (7010, 7020, 7030, 7040, 7050, 8010, 8030 ALL 4 USED), (4W220, 7045, 7060, 7080, 7580, 8050, 8070 ALL 5 USED), (180, 185 ALL 6 USED), (4W305, 8550 ALL 7 USED), (190, 190XT, 190XTIII, 200 ALL 8 USED)

**A-355565X1** Nut, Brass (5/16") 0.01 Lbs.



**Dim/Info:**  
5/16" - 18  
Rear Axle Bottom Cover

**For Models:** 8745, 8765

**A-70257504** Plate, Clutch Backup 1.35 Lbs.



**For Models:** 185 SN 6500>, 190, 190XT, 190XTIII

**A-70257507** Piston, Clutch Adjusting 2.25 Lbs.



**For Models:** 180, 185, 190, 190XT, 190XTIII, 200 SN 9070>

**A-70235253** Seal, Clutch Shaft 0.10 Lbs.



**For Models:** 170, 175, 180, 185, 190, 190XT, 190XTIII, 200, D17, D19

- AGCO
- ALLIS CHALMERS
- DEUTZ
- MASSEY FERGUSON
- WHITE/ OLIVER
- CNH
- CASE-IH
- FORD / NEW HOLLAND
- FIAT
- BELARUS
- BOBCAT
- JCB
- JOHN DEERE
- KUBOTA
- LANDINI
- LEYLAND
- LONG
- McCORMICK
- OTHER
- RENAULT
- SAME
- VALTRA
- VERSATILE
- YANMAR
- ZETOR

\*\*\* Truck icon indicates the item is shipped via truck freight. \*\*\*